

# Status of the MIND simulation and Analysis

Andrew Laing  
University of Glasgow

On behalf of:


A. Cervera Villanueva, L. Lindroos  
and J. Martín-Albo

# Contents

- MIND
- Update on the reconstruction analysis
  - Optimisation of efficiency and backgrounds using cuts and likelihoods
  - Shower reconstruction
- Geant4 MIND
- Summary of status

# The Detector

Baseline Detector for  
golden channel  
measurement at the  
neutrino factory



Simulation work package to  
optimise geometry and analysis

# Muon Extraction

- Events with at least 5 hits.
- Two possible methods are then employed to extract a muon candidate from the event:

## **Method 1**

*Events with at least the final 5 hits alone in their plane*

- 1) Free hits used to form a trajectory and seed.
- 2) Accept hit according to lowest  $\chi^2$  in each plane
- 3) Remaining hits considered as hadronic activity.

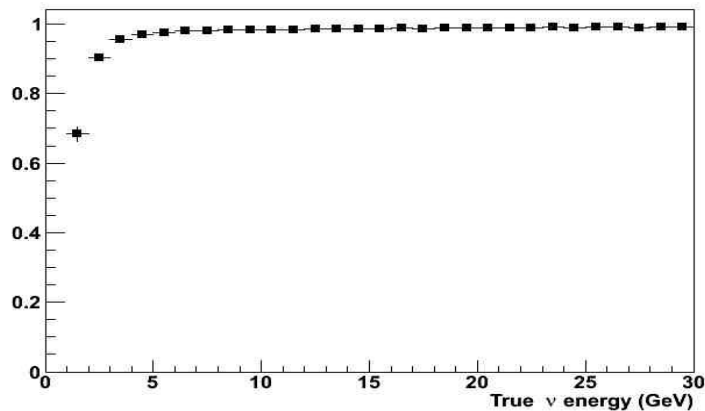
# Muon Extraction 2

## Method 2

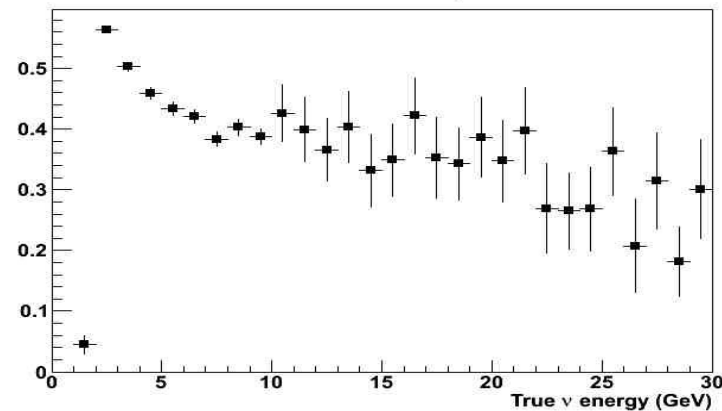
*Cellular Automaton for more complex events*

- 1) Build all possible combinations of one hit per plane according to a neighbour criterion.
- 2) A single trajectory is selected by cutting those with low number of hits, high fit  $\chi^2$  and selecting the most viable remaining.
- 3) All other hits are cast as hadronic activity.

Candidate fractional muon hit content, Method 1



Candidate fractional muon hit content, Method 2

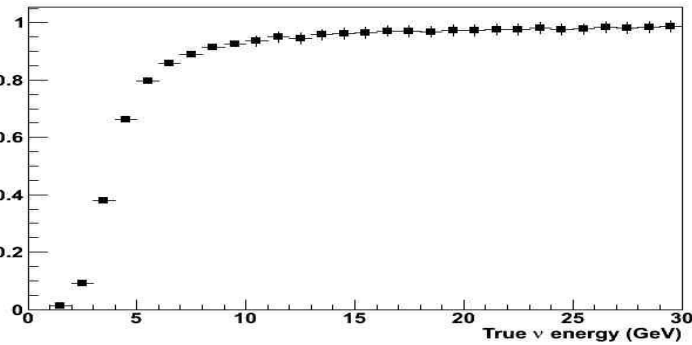


# Track quality cuts

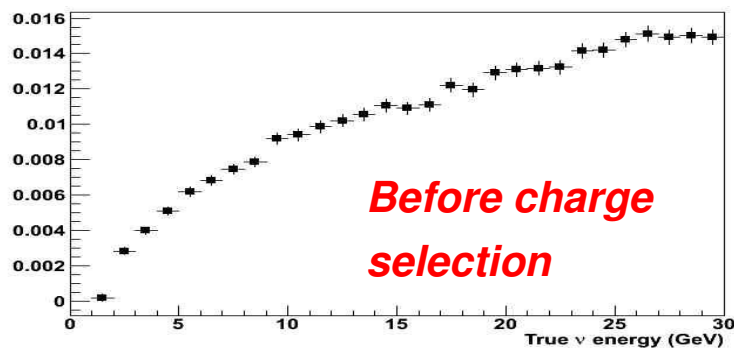
Track quality cuts include:

- Online cut requiring at least 6 hits in candidate for fit.
- $|\sigma_{q/p}/(q/p)| < 0.7$
- $\chi^2$  probability  $> 0.999$ .

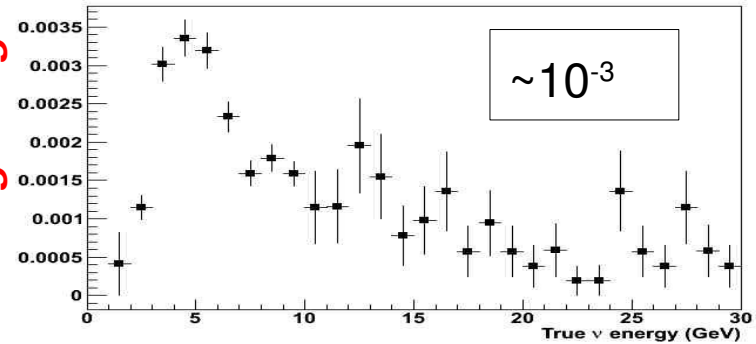
**CC Efficiency**



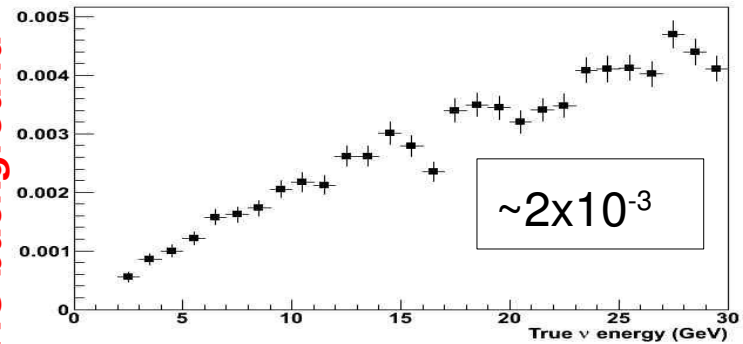
**All NC remaining**



**CC wrong charge**

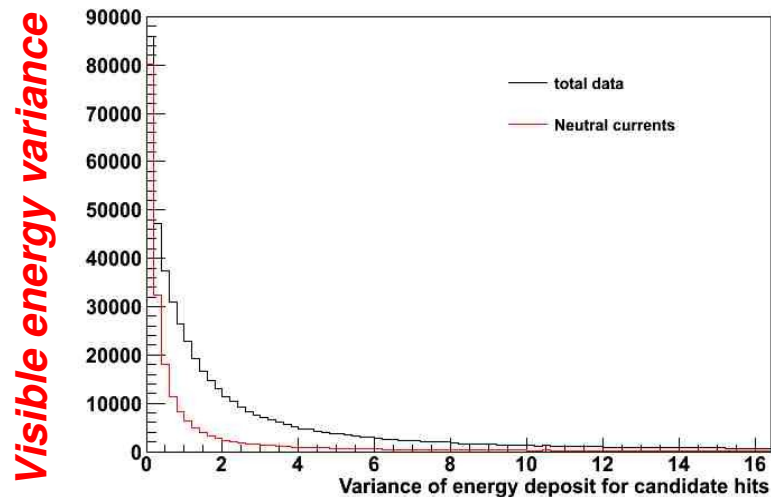
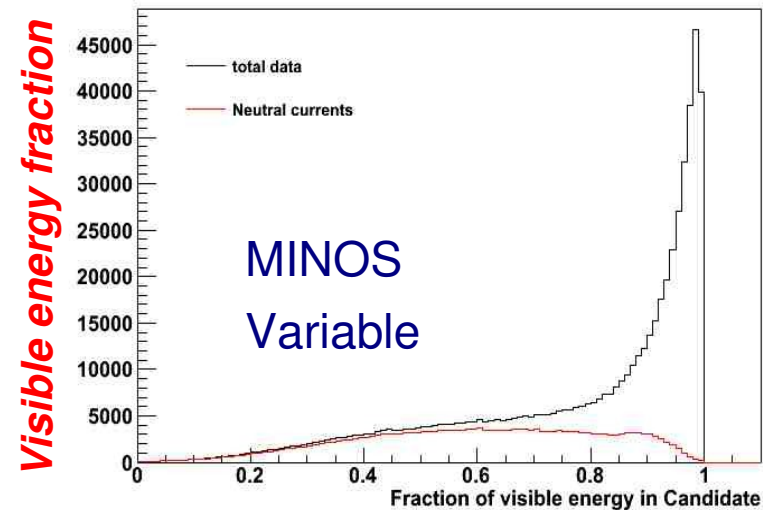
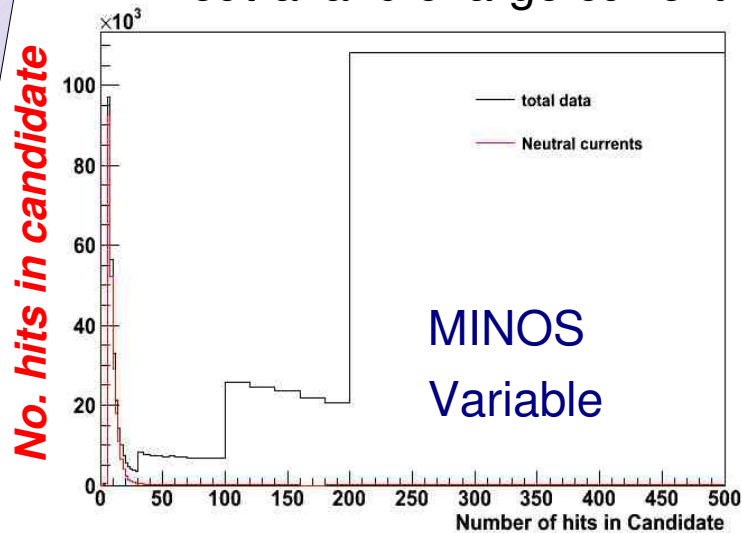


**NC background**



# Likelihood Method for NC rejection

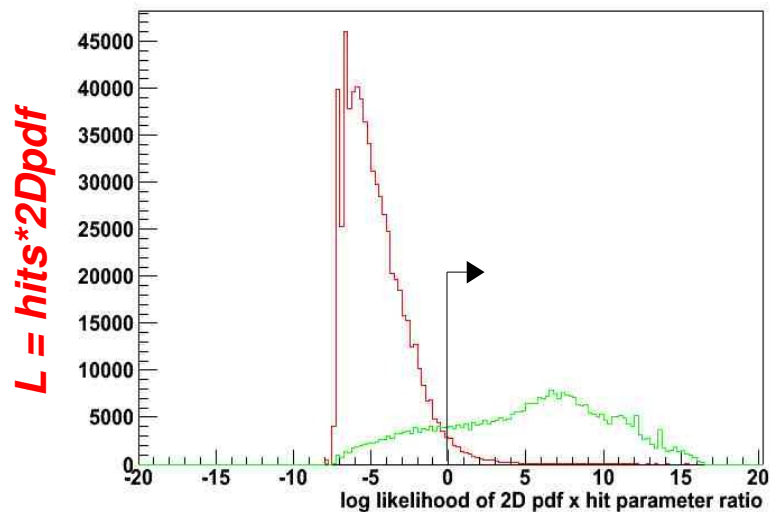
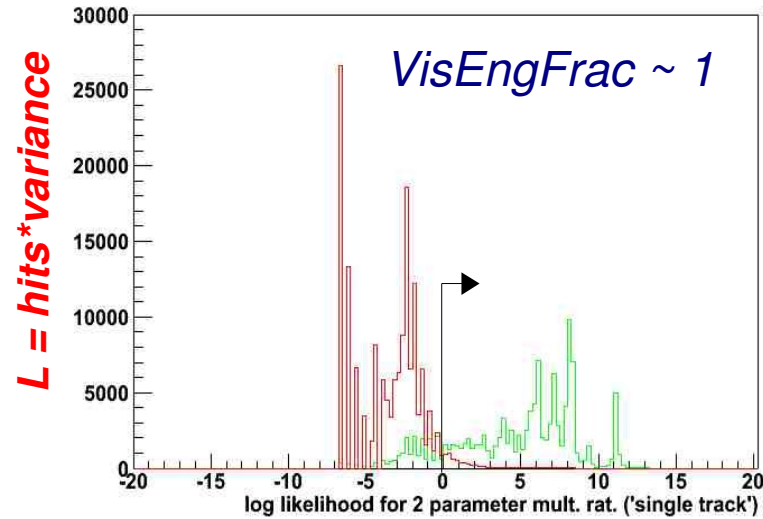
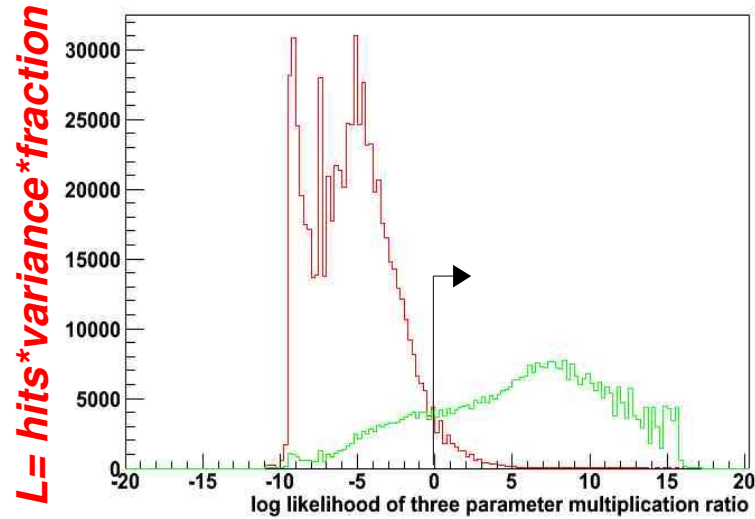
Three main parameters chosen to separate neutral and charge current interactions



Candidates with  $> 99.9\%$  of the visible energy considered with separate pdf for hits and variance only.

# Distribution of log likelihood ratio

*VisEngFrac < 1*



Log likelihood:

$$\log\left(\frac{L_{CC}}{L_{NC}}\right)$$



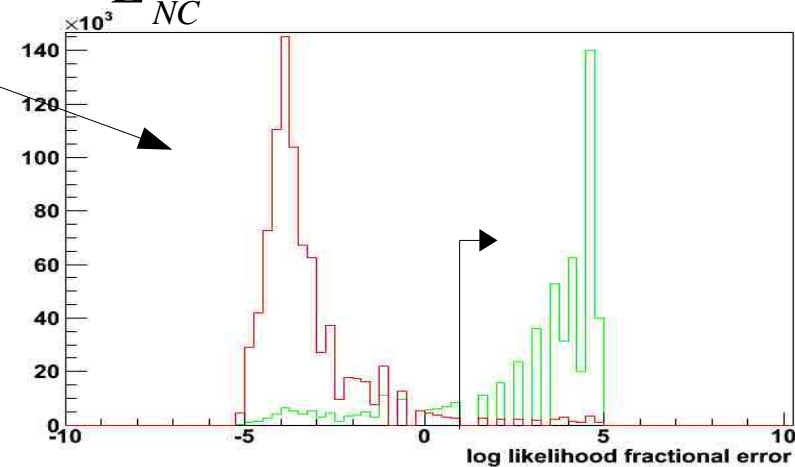
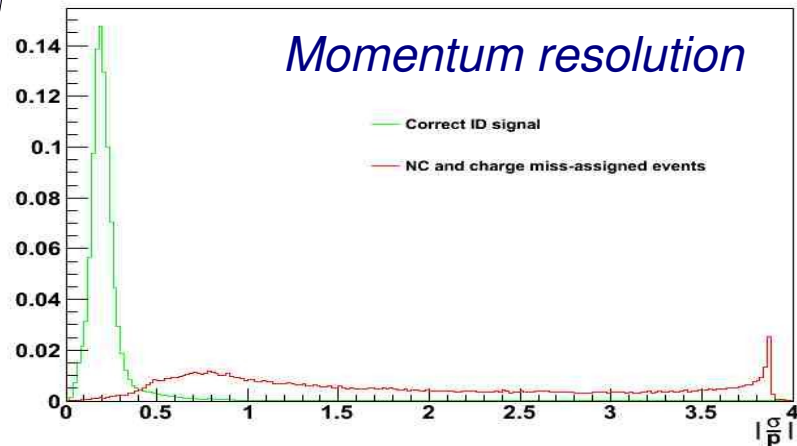
# Analysis methods

## Standard Method

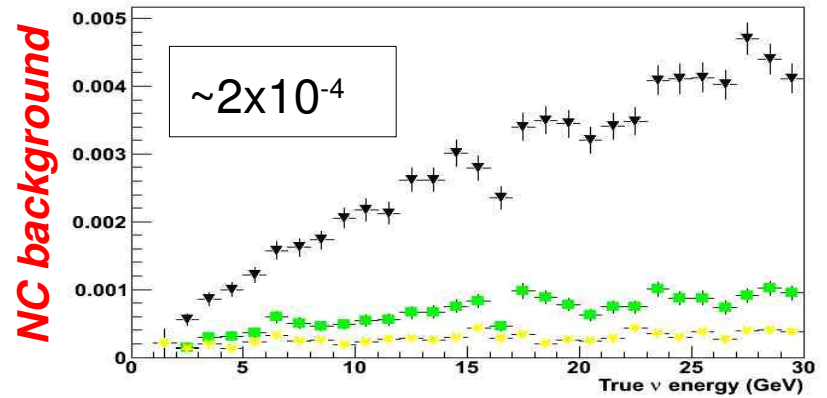
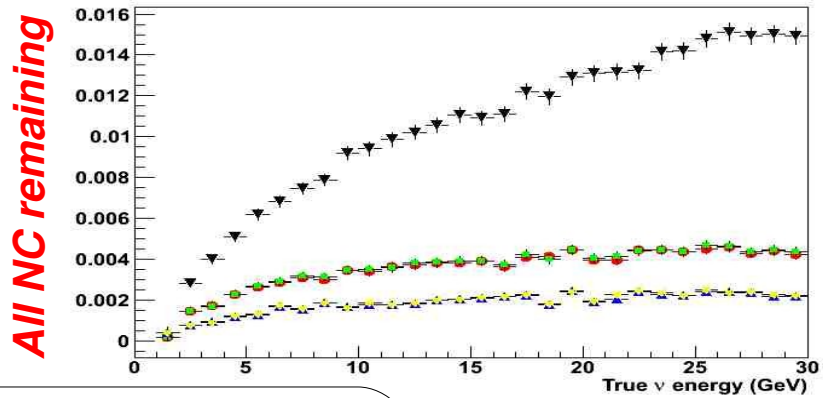
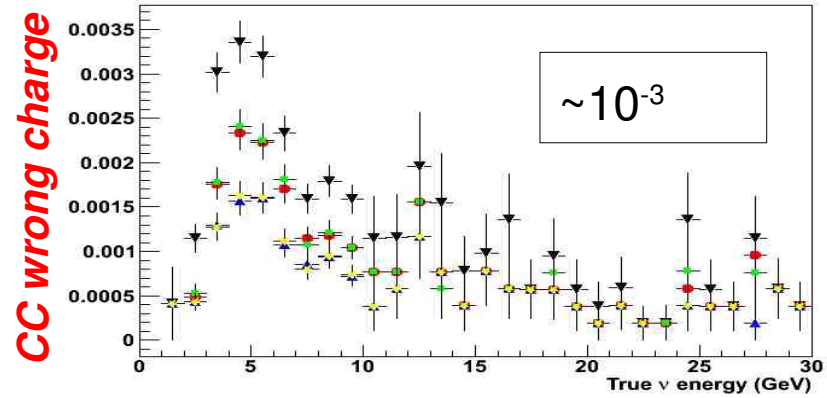
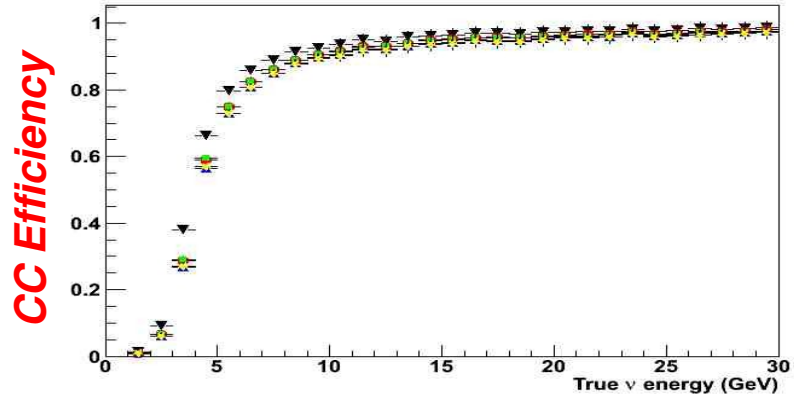
Apply track quality cuts and  $\log\left(\frac{L_{CC}}{L_{NC}}\right) > 0$

## Alternate Method

$\log\left(\frac{L_{CC \text{ correct charge}}}{L_{\text{all wrong charge}}}\right) > 1.0$  and  $\log\left(\frac{L_{CC}}{L_{NC}}\right) > 0$



# Summary of Efficiencies



- ▼ Quality cuts
- Quality cuts and 1D\*1D\*1D
- Quality cuts and 2D\*1D
- ▲ Quality like. and 1D\*1D\*1D
- ★ Quality like. and 2D\*1D

# Reconstructed energy

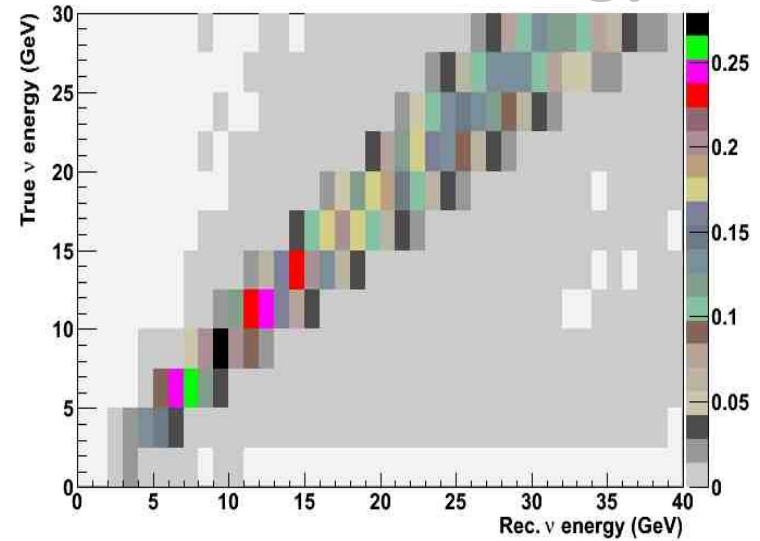
Hadron Shower energy  
smeared according to MINOS  
CalDet:

$$\frac{\sigma}{E} = \frac{0.55}{\sqrt{E}} + 0.03$$

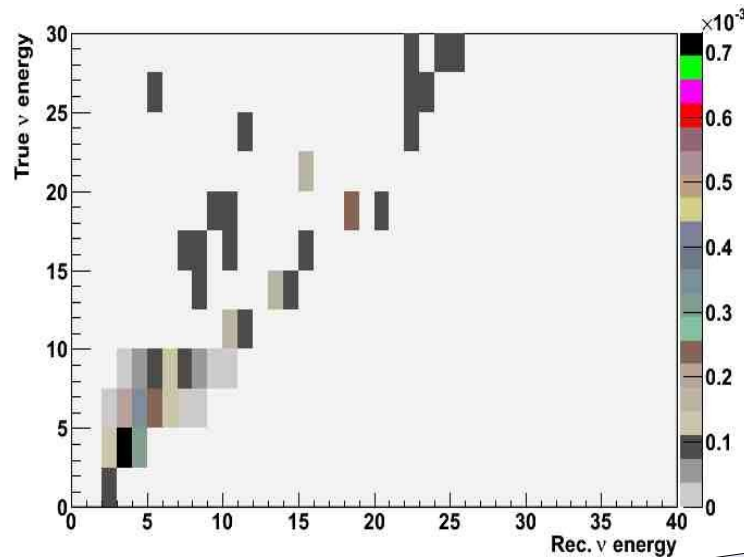
Neutrino energy then  
reconstructed as:

$$E_{\nu} = E_{\mu} + E_{\text{hads}}$$

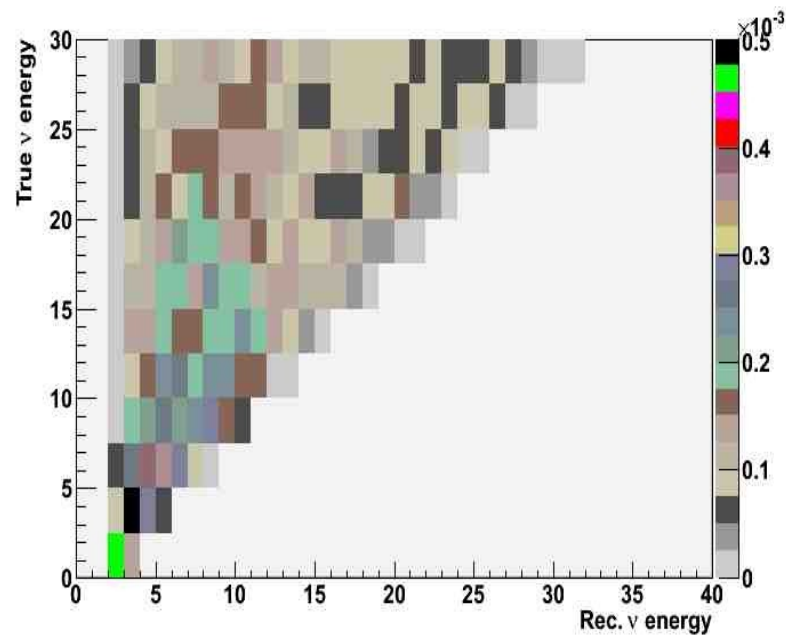
*CC Efficiency*



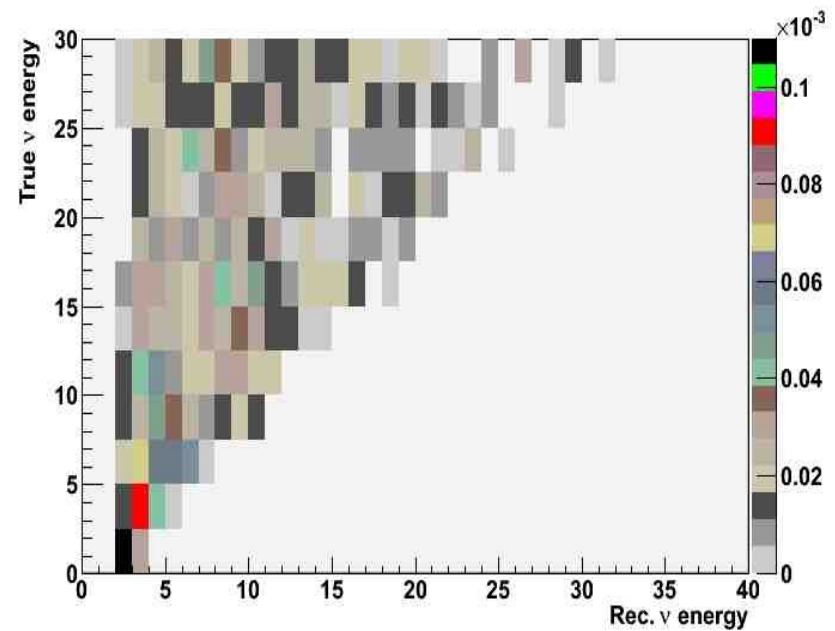
*CC wrong charge*



# Reconstructed energy, NC



*All NC remaining*

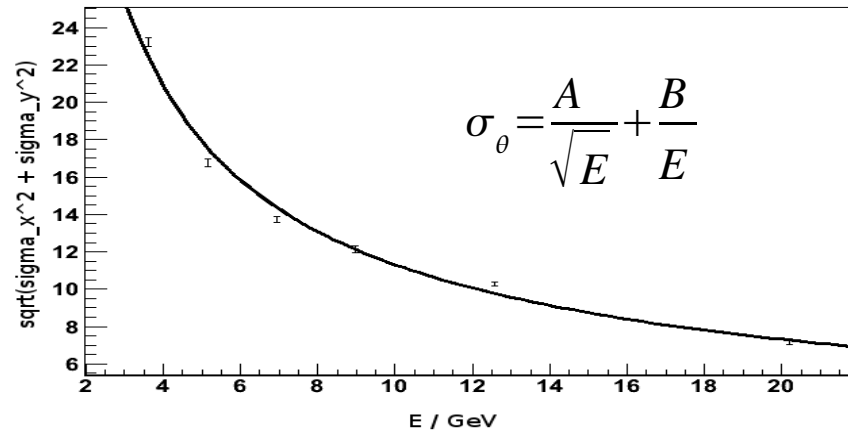
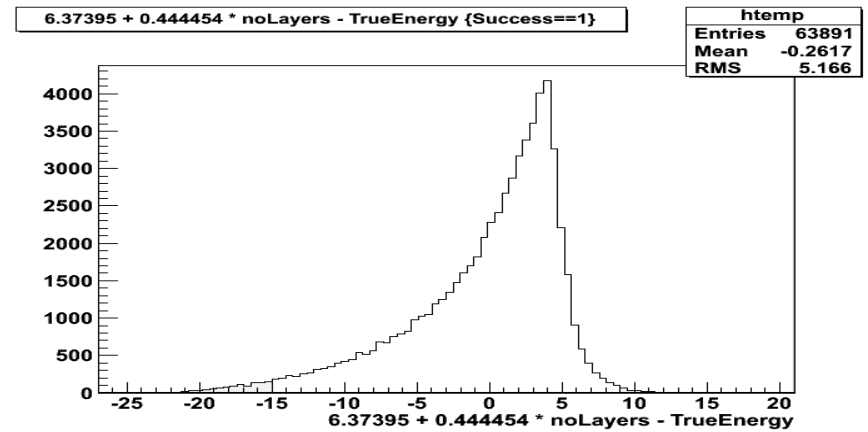


*NC background*

# Shower reconstruction

Shower reconstruction in infancy:

- Investigation of MINOS and alternative methods underway
- Better understanding with G4 simulation.



# MINDG4

## Event Generation


Nuance:

- Two text files, one for each material.
- Read according to nucleon proportion or material requested

## Geometry

Repeated piece to fill volume:


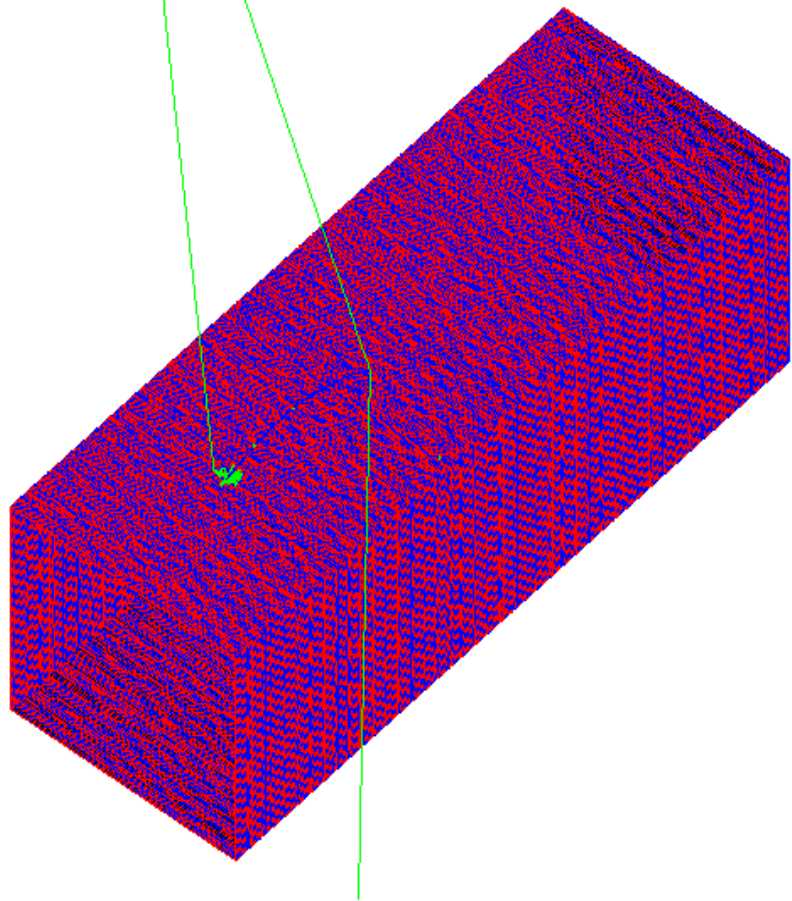
- Iron of requested length.
- Requested number of scintillator planes.
- Scintillator of requested length
- Air gaps between each plane and piece



## Physics

Modular Physics list QGSP\_BERT 3.3


- Production cut at min. 3cm
- Min. Kin. Eng. 100MeV



# Summary of software status


NUANCE

Understood, possibility of other generators




GEANT4

At debugging stage: optimisation of cuts to increase speed

BHEP  DST

Full digitization

Simple smear for now, ultimately use full scintillator bar simulation

BHEP  DST

RecPack

Analysis method understood, tune and optimise in the G4 era.

BHEP  DST

ROOT



# Work completed and plan

Steps	Generation	Detector	Simulation	Digitisation	Analysis
1	DIS	old segmentation	G3	smearing	smearing
2					PR and new analysis
3					
4	DIS+QEL+RES	MINOS seg	G4	some clustering + smearing	Compare with MINOS MC and data
5					
6					Optimise seg
7					
				Full digitisation	Improve analysis

**\*\*Step 5 important for credibility of simulation**