

Study of azimuthal anisotropy of $Y(1S)$ mesons in pPb collisions at $\sqrt{s_{NN}} = 8.16$ TeV

The CMS Collaboration*

Abstract

The azimuthal anisotropy of $Y(1S)$ mesons in high-multiplicity proton-lead collisions is studied using data collected by the CMS experiment at a nucleon-nucleon center-of-mass energy of 8.16 TeV. The $Y(1S)$ mesons are reconstructed using their dimuon decay channel. The anisotropy is characterized by the second Fourier harmonic coefficients, found using a two-particle correlation technique, in which the $Y(1S)$ mesons are correlated with charged hadrons. A large pseudorapidity gap is used to suppress short-range correlations. Nonflow contamination from the dijet background is removed using a low-multiplicity subtraction method, and the results are presented as a function of $Y(1S)$ transverse momentum. The azimuthal anisotropies are smaller than those found for charmonia in proton-lead collisions at the same collision energy, but are consistent with values found for $Y(1S)$ mesons in lead-lead interactions at a nucleon-nucleon center-of-mass energy of 5.02 TeV.

Submitted to Physics Letters B

1 Introduction

Substantial azimuthal (ϕ) correlations are observed among particles emitted over a wide pseudorapidity (η) range in heavy ion collisions at the BNL RHIC [1–5] and the CERN LHC [6–11]. These correlations are understood to arise from a nearly ideal hydrodynamic behavior of the strongly interacting quark-gluon plasma (QGP) created in such collisions [12–14]. Similar long-range correlations are also observed in high particle multiplicity events in smaller colliding systems, such as proton-proton (pp) [15–18], proton-lead (pPb) [19–27], proton-gold [28], deuteron-gold [29], and ^3He -gold [30, 31]. The origin of the observed correlations in lighter systems is still under active investigation [32–35].

Heavy-flavor quarks (charm and bottom) are produced in the early stages of heavy ion collisions via hard scattering processes. Therefore, they experience the entire evolution of the produced medium [36], making them useful probes to study the properties of the created matter. The effect of the QGP medium on the propagating heavy-flavor quarks can be studied using the anisotropic azimuthal distribution of the emitted particles, which is experimentally characterized by its Fourier components. The second order coefficient, elliptic flow (v_2), reflects the anisotropy of the initial collision geometry [37]. Positive v_2 values have been reported for charmed mesons like D^0 (open charm) [38–42] at RHIC and LHC, in gold-gold and lead-lead (PbPb) collisions, respectively, indicating the presence of collective flow for charm quarks. The situation for J/ψ mesons (hidden charm) is less clear. In this case, the LHC results also support the presence of collective flow [43, 44], but similar non-zero values were not observed at RHIC [45].

Positive v_2 values have also been found in high-multiplicity pPb collisions for D^0 and J/ψ mesons by the CMS Collaboration [46, 47]. Measurements by the ATLAS [48] and CMS Collaborations [34] show indication of positive v_2 signals for charm quarks in high-multiplicity pp collisions. These results suggest the possibility of collective flow for charm quarks in pp and pPb collisions. Bottom quarks, on the other hand, show little, if any, sign of collective flow in either heavy or light collision systems. Both ALICE [49] and CMS [50] have found v_2 values for the bottom quark $Y(1S)$ meson in PbPb collisions which are consistent with zero. Measurements by CMS of D^0 mesons arising from b hadron decays [34] in pp and pPb collisions, and by ATLAS of the azimuthal anisotropy of muons from bottom hadron decays in pp collisions [48], have also failed to find significant evidence of bottom quark flow. In order to further clarify the situation for heavy quark flow in large and small systems, a measurement of the v_2 value for $Y(1S)$ mesons in pPb collisions will allow a more direct comparison of the flow of hidden charm and hidden bottom mesons in pPb. These measurements are particularly important in light of the uncertainty still remaining regarding the origin of collective behavior in lighter systems.

This Letter reports measurements of v_2 values for $Y(1S)$ mesons based on long-range, two-particle correlations in high-multiplicity pPb collisions at a center-of-mass energy per nucleon pair of $\sqrt{s_{\text{NN}}} = 8.16$ TeV. The v_2 coefficient for the $Y(1S)$ meson is determined over a wide transverse momentum (p_T) range. To correct for the residual contribution from nonflow effects, such as back-to-back jet-like correlations, the v_2 results are presented after subtracting correlations obtained from low-multiplicity pPb events. The results for this analysis are tabulated in the HEPData record [51].

2 The CMS detector

The central feature of the CMS apparatus is a superconducting solenoid of 6 m internal diameter, providing a magnetic field of 3.8 T. Within the solenoid volume are a silicon pixel and strip tracker, a lead tungstate crystal electromagnetic calorimeter, as well as a brass and scintillator hadron calorimeter, each composed of a barrel and two endcap sections. The hadron forward (HF) calorimeters, located at $3 < |\eta| < 5$, extend the η coverage provided by the barrel and endcap detectors. The HF calorimeters are azimuthally subdivided into 20° modular wedges and further segmented to form 0.175×0.175 radians ($\Delta\eta \times \Delta\phi$) towers. Muons are detected in gas-ionization chambers embedded in the steel flux-return yoke outside the solenoid within the coverage of $|\eta| < 2.4$. Events of interest are selected using a two-tiered trigger system. The first level (L1), composed of custom hardware processors, uses information from the calorimeters and muon detectors to select events at a rate of about 100 kHz within a fixed latency of about $4 \mu\text{s}$ [52]. The second level, known as the high-level trigger (HLT), consists of a farm of processors running a version of the full event reconstruction software optimized for fast processing. The HLT reduces the event rate to about 1 kHz before data storage [53]. A more detailed description of the CMS detector, together with a definition of the coordinate system used and the relevant kinematic variables, can be found in Ref. [54].

3 Event selection

This analysis uses pPb collision data collected with the CMS detector in 2016, corresponding to an integrated luminosity of 186 nb^{-1} [55, 56]. Events are selected by the Level-1 trigger requiring two muon candidates reconstructed in the muon detectors using the loosest possible selection criteria to maximize detection efficiency. Additional event selection criteria are applied to remove beam-gas interaction as discussed in [57]. Also, at least one HF tower on each side is required to have transverse energy $E_T > 3 \text{ GeV}$ in order to reject non-hadronic collisions. Pileup events, where multiple overlapping collisions occur in a single bunch crossing, are rejected by requiring that only one primary vertex be found within 15 cm from the nominal interaction point along the beam axis and within 0.2 cm of the beam axis in the transverse direction.

The azimuthal anisotropy results are reported for high-multiplicity events in the range $70 \leq N_{\text{trk}}^{\text{offline}} < 300$, where $N_{\text{trk}}^{\text{offline}}$ is the number of reconstructed primary charged-particle tracks [58] with $|\eta| < 2.4$ and $p_T > 0.4 \text{ GeV}/c$. Events with $N_{\text{trk}}^{\text{offline}} < 50$ are also used to estimate the possible contribution of residual back-to-back jet-like correlations. Similar selection criteria and background corrections have been used in previous pp and pPb analyses [32, 59, 60].

To keep only high-quality muons, a set of offline selection criteria are applied to select “soft” muons [61]. A soft muon is required to have a matched reconstructed track in the inner tracking system. This track must have at least six silicon tracker (pixel+strip) hits, with at least one of these hits occurring in the silicon pixel tracker. In addition, the distance of the closest approach of a muon track to the primary vertex must be less than 0.3 cm and 20 cm in the transverse and longitudinal directions, respectively. Also, the pairs of oppositely charged muons are fitted with a common vertex constraint, and the χ^2 probability calculated by a Kalman vertex filter fit [62] is required to be greater than 1%. Lastly, the muons are selected in the kinematic range $p_T^\mu > 3.5 \text{ GeV}/c$ and $|\eta^\mu| < 2.4$ to ensure high efficiency for the $Y(1S)$ meson reconstruction.

4 Analysis

4.1 Two-particle correlation technique

The Y signals are reconstructed using their dimuon decay channel. The invariant mass of the selected dimuons is studied in the range 8–14 GeV/ c^2 , which covers the $Y(1S)$, $Y(2S)$, and $Y(3S)$ resonance peaks, and which is sufficient to ensure the stability of the description of the background dimuon distribution in the high-mass region [63].

In calculating the invariant mass distribution and in determining the anisotropy of the detected particles, acceptance and efficiency corrections are applied event-by-event. Acceptance is defined as the probability for both decay muons originating from an Y meson to have $p_T^\mu > 3.5$ GeV/ c and $|\eta^\mu| < 2.4$. The efficiency correction is determined as a function of p_T using the PYTHIA 8.212 [64] Monte Carlo (MC) generator with tune CUETP8M1 [65] and its range is 0.74–0.98. The PYTHIA MC samples are embedded in pPb MC events generated by EPOS LHC [66] that simulate underlying background events. The MC events are reweighted such that the p_T spectra of $Y(1S)$ mesons match the ones in pPb data. The efficiencies of reconstruction, muon identification, and trigger selection are calculated using a full simulation of the CMS detector based on GEANT4 [67]. For these calculations, the “tag-and-probe” method with single muons obtained from J/ψ meson decay is used [61]. This technique calculates the ratio of the single-muon efficiency in data and simulation as a scale factor to be applied, event-by-event, to individual muons in data. The systematic uncertainty originating from the scale factor is calculated by varying its value by its uncertainty.

The v_n harmonics for the Y particles are measured using the long-range ($|\Delta\eta| > 1$) two-particle correlation technique previously discussed in Refs. [6, 7, 19]. The Y candidates (trigger particles) with transverse momentum p_T^{trig} in the ranges [0, 3], [3, 6], [6, 10], [10, 30] GeV/ c are coupled with the charged tracks (associated particles) with transverse momentum $0.3 < p_T^{\text{assoc}} < 3$ GeV/ c and pseudorapidity $|\eta^{\text{assoc}}| < 2.4$.

The per-trigger-particle associated yield distribution is defined by

$$\frac{1}{N_{\text{trig}}} \frac{d^2 N_{\text{pair}}}{d\Delta\eta d\Delta\phi} = B(0,0) \frac{S(\Delta\eta, \Delta\phi)}{B(\Delta\eta, \Delta\phi)}, \quad (1)$$

where $\Delta\eta$ and $\Delta\phi$ are differences in η and ϕ of the pair, N_{trig} and N_{pair} are the numbers of trigger particles and trigger-associated pairs, respectively, in the event. This analysis procedure is repeated for each $m_{\mu^+\mu^-}$ and p_T interval. The $S(\Delta\eta, \Delta\phi)$ factor represents the yield of trigger-associated pairs normalized by the number of Y candidates from the same event ($m_{\mu^+\mu^-}, p_T$) bin. A mixed-event pair yield distribution, $B(\Delta\eta, \Delta\phi)$, is constructed by pairing the Y candidates with charged-particle tracks from different events to account for the combinatorial background and pair-acceptance effects. The normalization factor, $B(0, 0)$, is the mixed events yield in the case of both particles of the pair going in the same direction, which is the point of maximum pair-acceptance. The sample of mixed events is formed by randomly selecting ten events from the same multiplicity ($N_{\text{trk}}^{\text{offline}}$) and p_T range that fall within the same 2 cm wide longitudinal primary vertex bin as the Y candidate event. The specific multiplicity range limits for the mixed events are [70, 80], [80, 90], [90, 110], [110, 150], [150, 300] and [0, 35], [35, 50] for high- and low-multiplicity events, respectively. The ranges are combined for the final reported results. These multiplicity ranges are selected to have similar Y candidate yields. We also report a result for the extended p_T range of 0–30 GeV/ c . This is found by combining p_T and multiplicity ranges to ensure that the mixed events are of similar p_T and multiplicity to the Y candidate events.

Both signal and background distributions are normalized by N_{trig} after summing up the pair density distributions and the total number of the trigger particles for all events. To quantify the correlation structure, the two-dimensional (2D) distributions are projected onto 1D distributions in $\Delta\phi$ by averaging over the $\Delta\eta$ range.

4.2 Elliptic flow extraction

The dimuon invariant mass spectrum for the Y candidates is fitted using a signal function, $\text{Sig}(m_{\mu^+\mu^-})$, and a background function, $\text{Bkg}(m_{\mu^+\mu^-})$, to describe the Y signals and background dimuons, respectively. To take into account the different momentum resolutions of the muons in the endcap and barrel sections, a sum of two Crystal Ball (CB) functions [68] is used to model each Y state. The width parameters for the two CB functions are allowed to vary independently, while the mean and radiative-tail parameters are set to be equal. All parameters are kept to be the same among the three Y states except for the mean and width parameters, which have values for the excited states, $Y(2S)$ and $Y(3S)$, that are equal to those for the $Y(1S)$ state multiplied by the PDG [69] mass ratios to the $Y(1S)$ state. The $\text{Bkg}(m_{\mu^+\mu^-})$ is formed by taking the product of an exponential function, which models the combinatorial mass distribution in the high-mass region, and an error function, which models the saturation that occurs because of the muon p_T cutoff. The yield parameters for the Y signals N_{1S} , N_{2S} , and N_{3S} , and the background dimuons N_{Bkg} are left free in the fit. More details about the fitting procedure can be found in Ref. [50].

For the elliptic flow extraction, the azimuthal anisotropy harmonics are determined from a Fourier decomposition,

$$\frac{1}{N_{\text{trig}}} \frac{dN_{\text{pair}}}{d\Delta\phi} = \frac{N_{\text{assoc}}}{2\pi} \left\{ 1 + \sum_n 2V_{n\Delta} \cos(n\Delta\phi) \right\}, \quad (2)$$

where $V_{n\Delta}$ are the Fourier coefficients and N_{assoc} represents the total number of pairs per trigger particle for a given $(p_T^{\text{trig}}, p_T^{\text{assoc}})$ bin; $V_{n\Delta}$ is assumed to be the product of single-particle anisotropies of $Y(1S)$ mesons and the reference charged particles [60]. The first three terms of a Fourier series are determined for each $m_{\mu^+\mu^-}$ interval using a binned χ^2 fit. Figure 1 shows a typical $\Delta\phi$ projection fit. Higher order terms in the Fourier series are found to be negligible and, therefore, not included.

The signal component of the V_2 coefficient is found using a simultaneous binned χ^2 fit of the invariant mass and V_2 distribution, with

$$V_2^{\text{Sig+Bkg}}(m_{\mu^+\mu^-}) = \alpha_1(m_{\mu^+\mu^-})V_2^{Y(1S)} + \alpha_2(m_{\mu^+\mu^-})V_2^{Y(2S)} + \alpha_3(m_{\mu^+\mu^-})V_2^{Y(3S)} \\ + [1 - \alpha_1(m_{\mu^+\mu^-}) - \alpha_2(m_{\mu^+\mu^-}) - \alpha_3(m_{\mu^+\mu^-})]V_2^{\text{Bkg}}(m_{\mu^+\mu^-}), \quad (3)$$

where $V_2^{Y(iS)}$ ($i = 1, 2, 3$) is the V_2 value for the $Y(iS)$ mesons and is assumed to be independent of $m_{\mu^+\mu^-}$. The V_2 distribution of the background dimuons as a function of mass, $V_2^{\text{Bkg}}(m_{\mu^+\mu^-})$, is described by a second order polynomial function. The $\alpha_i(m_{\mu^+\mu^-})$ factors are the signal fractions for the $Y(iS)$ states as a function of $m_{\mu^+\mu^-}$, as given by

$$\alpha_i(m_{\mu^+\mu^-}) = \text{Sig}_{Y(iS)}(m_{\mu^+\mu^-}) / [\text{Sig}_{Y(1S)}(m_{\mu^+\mu^-}) \\ + \text{Sig}_{Y(2S)}(m_{\mu^+\mu^-}) + \text{Sig}_{Y(3S)}(m_{\mu^+\mu^-}) + \text{Bkg}(m_{\mu^+\mu^-})]. \quad (4)$$

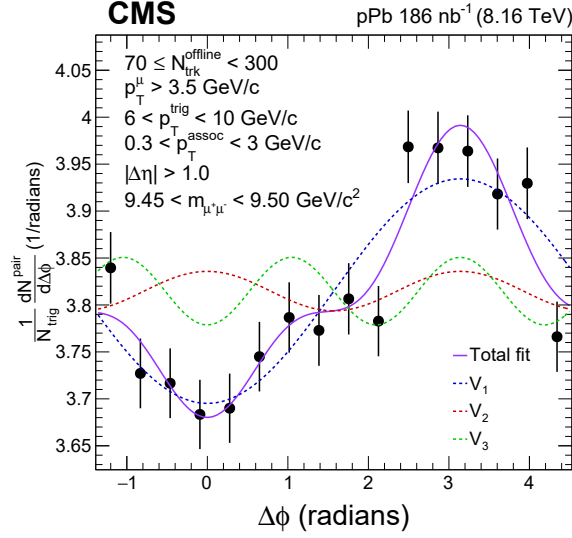


Figure 1: Result of a χ^2 fit of the first three terms (V_1, V_2, V_3) of a Fourier series for a typical $\Delta\phi$ projection from the high-multiplicity ($70 \leq N_{\text{trk}}^{\text{offline}} < 300$) two-dimensional $Y(1S)$ -track correlation plot.

Figure 2 shows the fit to the mass spectrum and $V_2^{\text{Sig+Bkg}}$ as a function of the invariant mass for dimuon pairs with $0 < p_T^{\mu^+\mu^-} < 3 \text{ GeV}/c$ (the lowest p_T bin) and event multiplicities $70 \leq N_{\text{trk}}^{\text{offline}} < 300$.

4.3 Dijet subtraction

The back-to-back nature of dijets can result in a significant V_2 signal even if there is a large $\Delta\eta$ gap between the $Y(1S)$ trigger particles and the associated charged hadrons. This non-flow contribution is subtracted using the low-multiplicity subtraction method developed in Refs. [18, 60]. The V_2^{Sig} values for $N_{\text{trk}}^{\text{offline}} < 50$ are subtracted from the corresponding values in the higher multiplicity region, with

$$V_2^{\text{sub}} = V_2^{\text{Sig}}(70 \leq N_{\text{trk}}^{\text{offline}} < 300) - V_2^{\text{Sig}}(N_{\text{trk}}^{\text{offline}} < 50) \times \frac{N_{\text{assoc}}(N_{\text{trk}}^{\text{offline}} < 50)}{N_{\text{assoc}}(70 \leq N_{\text{trk}}^{\text{offline}} < 300)} \frac{J_{\text{jet}}(70 \leq N_{\text{trk}}^{\text{offline}} < 300)}{J_{\text{jet}}(N_{\text{trk}}^{\text{offline}} < 50)}, \quad (5)$$

where J_{jet} represents the near-side jet yield, which is defined as the integral in the short-range region ($|\Delta\eta| < 1$) of the 1D $\Delta\phi$ correlation functions. The associated ratio, $N_{\text{assoc}}(N_{\text{trk}}^{\text{offline}} < 50)/N_{\text{assoc}}(70 \leq N_{\text{trk}}^{\text{offline}} < 300)$, is introduced to account for the enhanced jet yield due to the difference in the associated track yield regardless of the $\Delta\eta$ gap. The ratio, $J_{\text{jet}}(70 \leq N_{\text{trk}}^{\text{offline}} < 300)/J_{\text{jet}}(N_{\text{trk}}^{\text{offline}} < 50)$, is introduced to account for the enhanced jet correlations resulting from the selection of higher-multiplicity events. For $p_T < 10 \text{ GeV}/c$, where the $Y(1S)$ candidates tend to have values of η outside the acceptance for charged particles (of $|\eta| < 2.4$), the jet yield ratio cannot be directly estimated from the two-particle azimuthal correlations. In this case, based on previous analyses in the charm sector where no p_T dependence was observed [46, 47], the jet yield ratio value is assumed to be the same as that for the high- p_T region. The $Y(1S)$ V_2 results, after subtracting the correlations obtained from low-multiplicity events, are denoted as V_2^{sub} .

To determine the $Y(1S)$ v_2 values, factorization is assumed, where the two-particle V_2 value is taken as the product of single particle v_2 values for the trigger $Y(1S)$ particle and the associated

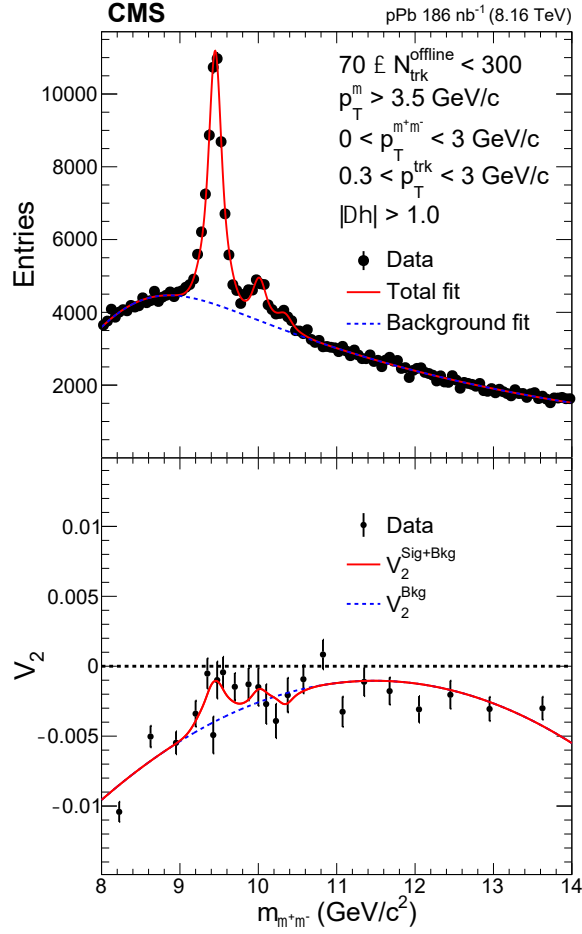


Figure 2: Simultaneous fit of the $m_{\mu^+\mu^-}$ and V_2 distributions for high-multiplicity ($70 \leq N_{\text{trk}}^{\text{offline}} < 300$) pPb events. The points indicate the event yields in the upper plot and V_2 values from the Fourier component fit in the lower plot. The red solid (blue dash) lines correspond to the total (background) simultaneous fit to both distributions.

charged hadrons, with

$$v_2^{\text{sub}}(p_T^{\text{trig}}) = \frac{V_2^{\text{sub}}(p_T^{\text{trig}}, p_T^{\text{assoc}})}{\sqrt{V_2^{\text{sub}}(p_T^{\text{assoc}}, p_T^{\text{assoc}})}}. \quad (6)$$

The quantity $V_2^{\text{sub}}(p_T^{\text{assoc}}, p_T^{\text{assoc}})$ represents the Fourier coefficients extracted by correlating two reference charged particles.

5 Systematic uncertainties

The systematic uncertainties from acceptance and efficiency corrections are estimated by comparing the v_2^{sub} values with and without applying the corrections. To account for the differences between MC simulation and data for the single-muon efficiency, an additional correction factor from the tag-and-probe technique is used. The difference between the resulting v_2^{sub} and the nominal v_2^{sub} value is taken as the systematic uncertainty for this source.

To estimate the systematic uncertainty for the fit procedure, alternative functions are used instead of the nominal functions. A sum of Crystal Ball and Gaussian functions is used as an

alternative function for the signal mass distribution. For the background template, a fourth-order polynomial is used to replace the product of the error function and the exponential function. The background function in the $V_2^{\text{Sig+Bkg}}$ shape is also changed, from a second-order to a third-order polynomial.

In the simultaneous fitting step described in Section 4.2, all parameters for the $\text{Sig}(m_{\mu^+\mu^-})$ and $\text{Bkg}(m_{\mu^+\mu^-})$, except the yields for the Y states and the background dimuons, are fixed to achieve fit stability. The uncertainties associated with holding these fit parameters fixed are studied by releasing them, one by one, and redoing the fit. The differences between the nominal v_2^{sub} values and those where a parameter is allowed to vary are determined, and the root-mean-square average value is taken as the fit uncertainty.

The final v_2^{sub} value can be affected by the amount of low-multiplicity subtraction. The systematic uncertainty associated with this effect is estimated by varying the jet ratio in Eq. (4.3) by $\pm 3\sigma$ for $p_T < 10 \text{ GeV}/c$, and by $\pm 1\sigma$ for $p_T > 10 \text{ GeV}/c$; here, σ is the standard deviation of the jet ratio, as obtained by fitting the $\Delta\phi$ distribution for $\Delta\eta < 1$. In this analysis, jets are mostly produced in the same direction as the $Y(1S)$ particles. As the geometrical acceptance in the CMS detector for charged particles is $|\eta| < 2.4$, we lose part of the jet tracks (the ones at $|\eta^{\text{trk}}| > 2.4$) when the $Y(1S)$ is in the high- $|\eta|$ region around 2.4. This leads to a truncation of jets in the $\Delta\eta\Delta\phi$ 2D distribution. Because such truncations are mostly found at low- p_T , the jet yield ratio is calculated from the fit using only the high- p_T region. Hence, a larger variation is considered for the p_T bins below $10 \text{ GeV}/c$.

The response of the CMS detector to the MC generated particles was simulated using the GEANT4 toolkit. To check the robustness of the full simulation, a closure test is performed by comparing generator- and reconstruction-level results in the MC simulation. The uncertainty associated with this closure test is in the range 0.002–0.007.

Individual systematic uncertainties are expected to be uncorrelated, and are therefore added in quadrature to obtain the final quoted values. Systematic uncertainties from HLT trigger biases and pileup effects are assumed to be the same for $Y(1S)$ particles and charged particles and, consequently, they cancel in applying Eq. (6).

Table 1: Absolute systematic uncertainties (10^{-2}) included in the measurement of v_2^{sub} evaluated in different $p_T^{Y(1S)}$ bins (in GeV/c).

Systematic source	$p_T^{Y(1S)}$ bin in GeV/c .				
	[0-3]	[3-6]	[6-10]	[10-30]	[0-30]
Acceptance	0.04	0.05	0.10	0.26	0.07
Efficiency	0.01	0.01	0.02	0.05	0.05
Tag-and-probe technique	0.11	0.10	0.03	0.07	0.03
Signal function	0.06	0.03	0.02	0.21	0.10
Background function	0.03	0.01	0.13	0.59	0.12
V_2 background function	0.31	0.07	0.12	0.03	0.07
Parameter choice	0.06	0.01	0.04	0.07	0.01
Jet ratio	0.32	0.43	2.18	1.88	0.45
MC closure test	0.66	0.23	0.35	0.32	0.50
Total	0.81	0.51	2.22	2.03	0.70

The systematic uncertainties for each source are listed in Table 1. The total systematic uncertainty for the measured v_2^{sub} values, estimated as the sum in quadrature of all sources considered, is in the range 0.005–0.022, depending on the $Y(1S)$ meson p_T . The uncertainty is dom-

inated by the MC closure test, the background function, the jet ratio, and the V_2 background function.

6 Results

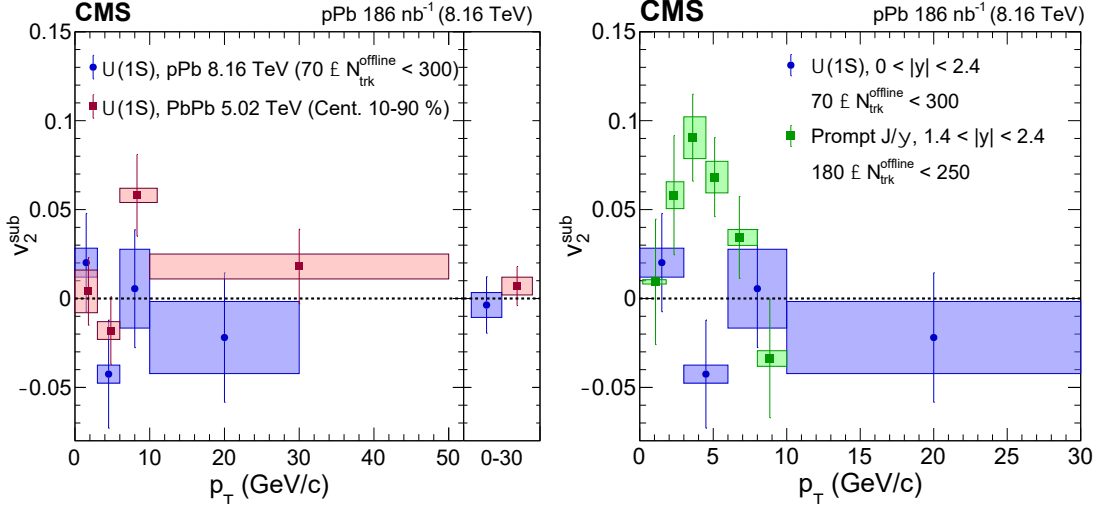


Figure 3: The p_T dependent v_2^{sub} values of $Y(1S)$ mesons measured in the high-multiplicity region $70 \leq N_{\text{trk}}^{\text{offline}} < 300$, where a low-multiplicity region $N_{\text{trk}}^{\text{offline}} < 50$ is used to estimate and correct for the dijet contribution. (Left) The results are compared to the corresponding results from PbPb collisions at 5.02 TeV, measured within the 10–90% centrality range [50]. The integrated bin is 0–50 GeV/c for PbPb. (Right) The same distribution is also compared with the v_2^{sub} values for prompt J/ψ mesons within $1.4 < |y| < 2.4$ in pPb collisions at 8.16 TeV for $180 \leq N_{\text{trk}}^{\text{offline}} < 250$, where a low-multiplicity range with $N_{\text{trk}}^{\text{offline}} < 35$ was used to estimate and correct for the dijet contribution [47]. The vertical bars denote statistical uncertainties and the shaded boxes represent systematic uncertainties, while the widths of the boxes represent the p_T bin ranges.

Figure 3 shows the comparison of the current v_2^{sub} results for $Y(1S)$ mesons in pPb collisions with those for $Y(1S)$ in PbPb (left panel) and J/ψ in pPb (right panel), as a function of the $Y(1S)$ meson p_T . The points are plotted at the center of each p_T bin. The average p_T for the highest bin is found to be around 15 GeV/c. The observed v_2^{sub} values for $Y(1S)$ in pPb are consistent with zero over the measured p_T range, as also found for centrality-integrated PbPb data. This suggests that the azimuthal anisotropy of $Y(1S)$ mesons does not significantly depend on the size of the produced medium. In Fig. 3 (right), we also compare our results with those of J/ψ mesons, which exhibit significant flow-related correlations for the range of $0 < p_T < 10$ GeV/c [47]. Although the multiplicity ranges in the two analyses are different, the respective intervals correspond to regions where the long-range correlations are independent of multiplicity, as studied in Refs. [32, 59, 60]. There is a clear difference between the non-zero values of v_2^{sub} for J/ψ in the region $3 < p_T < 6$ GeV/c and the v_2^{sub} values for $Y(1S)$ in the same region. This indicates that bottom quarks experience less collective motion, if any, than charm quarks in pPb collisions.

7 Summary

The azimuthal anisotropy of $Y(1S)$ mesons, as quantified using the elliptic flow coefficients v_2^{sub} , is measured as a function of transverse momentum for the first time in high-multiplicity proton-lead (pPb) collision events at the center-of-mass energy per nucleon pair of $\sqrt{s_{\text{NN}}} = 8.16$ TeV. The measurement is corrected for dijet background using a low-multiplicity subtraction method. The v_2^{sub} values are observed to be consistent with zero. These results are also consistent with those found previously in PbPb collisions at $\sqrt{s_{\text{NN}}} = 5.02$ TeV. Comparing v_2^{sub} of $Y(1S)$ and those of J/ψ mesons, the results suggest that any collectivity of bottomonia is smaller than that of charmonia in pPb collisions. The direct comparison of $Y(1S)$ flow results for pPb and PbPb reinforces the conclusion that there is no evidence for collective flow of bottom quarks in systems of any size.

Acknowledgments

We congratulate our colleagues in the CERN accelerator departments for the excellent performance of the LHC and thank the technical and administrative staffs at CERN and at other CMS institutes for their contributions to the success of the CMS effort. In addition, we gratefully acknowledge the computing centres and personnel of the Worldwide LHC Computing Grid and other centres for delivering so effectively the computing infrastructure essential to our analyses. Finally, we acknowledge the enduring support for the construction and operation of the LHC, the CMS detector, and the supporting computing infrastructure provided by the following funding agencies: SC (Armenia), BMBWF and FWF (Austria); FNRS and FWO (Belgium); CNPq, CAPES, FAPERJ, FAPERGS, and FAPESP (Brazil); MES and BNSF (Bulgaria); CERN; CAS, MoST, and NSFC (China); MINCIENCIAS (Colombia); MSES and CSF (Croatia); RIF (Cyprus); SENESCYT (Ecuador); MoER, ERC PUT and ERDF (Estonia); Academy of Finland, MEC, and HIP (Finland); CEA and CNRS/IN2P3 (France); SRNSF (Georgia); BMBF, DFG, and HGF (Germany); GSRI (Greece); NKFIH (Hungary); DAE and DST (India); IPM (Iran); SFI (Ireland); INFN (Italy); MSIP and NRF (Republic of Korea); MES (Latvia); LAS (Lithuania); MOE and UM (Malaysia); BUAP, CINVESTAV, CONACYT, LNS, SEP, and UASLP-FAI (Mexico); MOS (Montenegro); MBIE (New Zealand); PAEC (Pakistan); MES and NSC (Poland); FCT (Portugal); MESTD (Serbia); MCIN/AEI and PCTI (Spain); MOSTR (Sri Lanka); Swiss Funding Agencies (Switzerland); MST (Taipei); MHESI and NSTDA (Thailand); TUBITAK and TEN-MAK (Turkey); NASU (Ukraine); STFC (United Kingdom); DOE and NSF (USA).

Individuals have received support from the Marie-Curie programme and the European Research Council and Horizon 2020 Grant, contract Nos. 675440, 724704, 752730, 758316, 765710, 824093, and COST Action CA16108 (European Union); the Leventis Foundation; the Alfred P. Sloan Foundation; the Alexander von Humboldt Foundation; the Science Committee, project no. 22rl-037 (Armenia); the Belgian Federal Science Policy Office; the Fonds pour la Formation à la Recherche dans l'Industrie et dans l'Agriculture (FRIA-Belgium); the Agentschap voor Innovatie door Wetenschap en Technologie (IWT-Belgium); the F.R.S.-FNRS and FWO (Belgium) under the "Excellence of Science – EOS" – be.h project n. 30820817; the Beijing Municipal Science & Technology Commission, No. Z191100007219010 and Fundamental Research Funds for the Central Universities (China); the Ministry of Education, Youth and Sports (MEYS) of the Czech Republic; the Shota Rustaveli National Science Foundation, grant FR-22-985 (Georgia); the Deutsche Forschungsgemeinschaft (DFG), under Germany's Excellence Strategy – EXC 2121 "Quantum Universe" – 390833306, and under project number 400140256 - GRK2497; the Hellenic Foundation for Research and Innovation (HFRI), Project Number 2288 (Greece); the Hungarian Academy of Sciences, the New National Excellence Program - ÚNKP,

the NKFIH research grants K 124845, K 124850, K 128713, K 128786, K 129058, K 131991, K 133046, K 138136, K 143460, K 143477, 2020-2.2.1-ED-2021-00181, and TKP2021-NKTA-64 (Hungary); the Council of Science and Industrial Research, India; ICSC – National Research Centre for High Performance Computing, Big Data and Quantum Computing, funded by the EU NexGeneration program (Italy); the Latvian Council of Science; the Ministry of Education and Science, project no. 2022/WK/14, and the National Science Center, contracts Opus 2021/41/B/ST2/01369 and 2021/43/B/ST2/01552 (Poland); the Fundação para a Ciência e a Tecnologia, grant CEECIND/01334/2018 (Portugal); the National Priorities Research Program by Qatar National Research Fund; MCIN/AEI/10.13039/501100011033, ERDF “a way of making Europe”, and the Programa Estatal de Fomento de la Investigación Científica y Técnica de Excelencia María de Maeztu, grant MDM-2017-0765 and Programa Severo Ochoa del Principado de Asturias (Spain); the Chulalongkorn Academic into Its 2nd Century Project Advancement Project, and the National Science, Research and Innovation Fund via the Program Management Unit for Human Resources & Institutional Development, Research and Innovation, grant B05F650021 (Thailand); the Kavli Foundation; the Nvidia Corporation; the SuperMicro Corporation; the Welch Foundation, contract C-1845; and the Weston Havens Foundation (USA).

References

- [1] STAR Collaboration, “Elliptic flow in Au+Au collisions at $\sqrt{s_{\text{NN}}} = 130 \text{ GeV}$ ”, *Phys. Rev. Lett.* **86** (2001) 402, doi:10.1103/PhysRevLett.86.402, arXiv:nucl-ex/0009011.
- [2] PHENIX Collaboration, “Flow measurements via two-particle azimuthal correlations in Au+Au collisions at $\sqrt{s_{\text{NN}}} = 130 \text{ GeV}$ ”, *Phys. Rev. Lett.* **89** (2002) 212301, doi:10.1103/PhysRevLett.89.212301, arXiv:nucl-ex/0204005.
- [3] PHOBOS Collaboration, “Energy dependence of elliptic flow over a large pseudorapidity range in Au+Au collisions at the BNL relativistic heavy ion collider”, *Phys. Rev. Lett.* **94** (2005) 122303, doi:10.1103/PhysRevLett.94.122303, arXiv:nucl-ex/0406021.
- [4] STAR Collaboration, “Long range rapidity correlations and jet production in high energy nuclear collisions”, *Phys. Rev. C* **80** (2009) 064912, doi:10.1103/PhysRevC.80.064912, arXiv:0909.0191.
- [5] PHOBOS Collaboration, “High transverse momentum triggered correlations over a large pseudorapidity acceptance in Au+Au collisions at $\sqrt{s_{\text{NN}}} = 200 \text{ GeV}$ ”, *Phys. Rev. Lett.* **104** (2010) 062301, doi:10.1103/PhysRevLett.104.062301, arXiv:0903.2811.
- [6] CMS Collaboration, “Long-range and short-range dihadron angular correlations in central PbPb collisions at $\sqrt{s_{\text{NN}}} = 2.76 \text{ TeV}$ ”, *JHEP* **07** (2011) 076, doi:10.1007/JHEP07(2011)076, arXiv:1105.2438.
- [7] CMS Collaboration, “Centrality dependence of dihadron correlations and azimuthal anisotropy harmonics in PbPb at $\sqrt{s_{\text{NN}}} = 2.76 \text{ TeV}$ ”, *Eur. Phys. J. C* **72** (2012) 2012, doi:10.1140/epjc/s10052-012-2012-3, arXiv:1201.3158.
- [8] ALICE Collaboration, “Elliptic flow of charged particles in Pb-Pb collisions at $\sqrt{s_{\text{NN}}} = 2.76 \text{ TeV}$ ”, *Phys. Rev. Lett.* **105** (2010) 252302, doi:10.1103/PhysRevLett.105.252302, arXiv:1011.3914.

- [9] ATLAS Collaboration, "Measurement of the azimuthal anisotropy for charged particle production in $\sqrt{s_{\text{NN}}} = 2.76$ TeV lead-lead collisions with the ATLAS detector", *Phys. Rev. C* **86** (2012) 014907, doi:10.1103/PhysRevC.86.014907, arXiv:1203.3087.
- [10] CMS Collaboration, "Measurement of the elliptic anisotropy of charged particles produced in PbPb collisions at $\sqrt{s_{\text{NN}}} = 2.76$ TeV", *Phys. Rev. C* **87** (2013) 014902, doi:10.1103/PhysRevC.87.014902, arXiv:1204.1409.
- [11] CMS Collaboration, "Studies of azimuthal dihadron correlations in ultra-central PbPb collisions at $\sqrt{s_{\text{NN}}} = 2.76$ TeV", *JHEP* **02** (2014) 088, doi:10.1007/JHEP02(2014)088, arXiv:1312.1845.
- [12] J. Y. Ollitrault, "Anisotropy as a signature of transverse collective flow", *Phys. Rev. D* **46** (1992) 229, doi:10.1103/PhysRevD.46.229.
- [13] R. S. U. Heinz, "Collective flow and viscosity in relativistic heavy-ion collisions", *Annu. Rev. Nucl. Part. Sci.* **63** (2013) 123, doi:10.1146/annurev-nucl-102212-170540, arXiv:1301.2826.
- [14] B. S. C. Gale, S. Jeon, "Hydrodynamic modeling of heavy-ion collisions", *Int. J. Mod. Phys. A* **28** (2013) 1340011, doi:10.1142/S0217751X13400113, arXiv:1301.5893.
- [15] CMS Collaboration, "Observation of long-range near-side angular correlations in proton-proton collisions at the LHC", *JHEP* **09** (2010) 091, doi:10.1007/JHEP09(2010)091, arXiv:1009.4122.
- [16] ATLAS Collaboration, "Observation of long-range elliptic azimuthal anisotropies in $\sqrt{s} = 13$ and 2.76 TeV pp collisions with the ATLAS detector", *Phys. Rev. Lett.* **116** (2016) 172301, doi:10.1103/PhysRevLett.116.172301, arXiv:1509.04776.
- [17] CMS Collaboration, "Measurement of long-range near-side two-particle angular correlations in pp collisions at $\sqrt{s} = 13$ TeV", *Phys. Rev. Lett.* **116** (2016) 172302, doi:10.1103/PhysRevLett.116.172302, arXiv:1510.03068.
- [18] CMS Collaboration, "Evidence for collectivity in pp collisions at the LHC", *Phys. Lett. B* **765** (2017) 193, doi:10.1016/j.physletb.2016.12.009, arXiv:1606.06198.
- [19] CMS Collaboration, "Observation of long-range near-side angular correlations in proton-lead collisions at the LHC", *Phys. Lett. B* **718** (2013) 795, doi:10.1016/j.physletb.2012.11.025, arXiv:1210.5482.
- [20] ALICE Collaboration, "Long-range angular correlations on the near and away side in pPb collisions at $\sqrt{s_{\text{NN}}} = 5.02$ TeV", *Phys. Lett. B* **719** (2013) 29, doi:10.1016/j.physletb.2013.01.012, arXiv:1212.2001.
- [21] ATLAS Collaboration, "Observation of associated near-side and away-side long-range correlations in $\sqrt{s_{\text{NN}}} = 5.02$ TeV proton-lead collisions with the ATLAS detector", *Phys. Rev. Lett.* **110** (2013) 182302, doi:10.1103/PhysRevLett.110.182302, arXiv:1212.5198.
- [22] LHCb Collaboration, "Measurements of long-range near-side angular correlations in $\sqrt{s_{\text{NN}}} = 5.02$ TeV proton-lead collisions in the forward region", *Phys. Lett. B* **762** (2016) 473, doi:10.1016/j.physletb.2016.09.064, arXiv:1512.00439.

- [23] ALICE Collaboration, “Long-range angular correlations of π , K and p in p-Pb collisions at $\sqrt{s_{\text{NN}}} = 5.02$ TeV”, *Phys. Lett. B* **762** (2013) 164, doi:10.1016/j.physletb.2013.08.024, arXiv:1307.3237.
- [24] CMS Collaboration, “Long-range two-particle correlations of strange hadrons with charged particles in pPb and PbPb collisions at LHC energies”, *Phys. Lett. B* **742** (2015) 200, doi:10.1016/j.physletb.2015.01.034, arXiv:1409.3392.
- [25] CMS Collaboration, “Evidence for collective multi-particle correlations in pPb collisions”, *Phys. Rev. Lett.* **115** (2015) 012301, doi:10.1103/PhysRevLett.115.012301, arXiv:1502.05382.
- [26] ATLAS Collaboration, “Measurement of multi-particle azimuthal correlations in pp, p+Pb and low-multiplicity Pb+Pb collisions with the ATLAS detector”, *Eur. Phys. J. C* **77** (2017) 428, doi:10.1140/epjc/s10052-017-4988-1, arXiv:1705.04176.
- [27] ATLAS Collaboration, “Measurement of multi-particle azimuthal correlations with the subevent cumulant method in pp and p+Pb collisions with the ATLAS detector at the LHC”, *Phys. Rev. C* **97** (2018) 024904, doi:10.1103/PhysRevC.97.024904, arXiv:1708.03559.
- [28] PHENIX Collaboration, “Measurement of long-range angular correlations and azimuthal anisotropies in high-multiplicity p+Au collisions at $\sqrt{s_{\text{NN}}} = 200$ GeV”, *Phys. Rev. C* **95** (2017) 034910, doi:10.1103/PhysRevC.95.034910, arXiv:1609.02894.
- [29] STAR Collaboration, “Long-range pseudorapidity dihadron correlations in d+Au collisions at $\sqrt{s_{\text{NN}}} = 200$ GeV”, *Phys. Lett. B* **747** (2015) 265, doi:10.1016/j.physletb.2015.05.075, arXiv:1502.07652.
- [30] PHENIX Collaboration, “Measurements of elliptic and triangular flow in high-multiplicity He+Au collisions at $\sqrt{s_{\text{NN}}} = 200$ GeV”, *Phys. Rev. Lett.* **115** (2015) 142301, doi:10.1103/PhysRevLett.115.142301, arXiv:1507.06273.
- [31] PHENIX Collaboration, “Creation of quark–gluon plasma droplets with three distinct geometries”, *Nature Phys.* **15** (2019) 214, doi:10.1038/s41567-018-0360-0, arXiv:1805.02973.
- [32] CMS Collaboration, “Multiparticle correlation studies in pPb collisions at $\sqrt{s_{\text{NN}}} = 8.16$ TeV”, *Phys. Rev. C* **101** (2020) 014912, doi:10.1103/PhysRevC.101.014912, arXiv:1904.11519.
- [33] Y. M. Sinyukov and V. M. Shapoval, “Correlation femtoscopy of small systems”, *Phys. Rev. D* **87** (2013) 094024, doi:10.1103/PhysRevD.87.094024, arXiv:1209.1747.
- [34] CMS Collaboration, “Studies of charm and beauty hadron long-range correlations in pp and pPb collisions at LHC energies”, *Phys. Lett. B* **813** (2021) 136036, doi:10.1016/j.physletb.2020.136036, arXiv:2009.07065.
- [35] C. Shen, “Studying QGP with flow: A theory overview”, *Nucl. Phys. A* **1005** (2021) 121788, doi:10.1016/j.nuclphysa.2020.121788, arXiv:2001.11858.
- [36] P. Braun-Munzinger, “Quarkonium production in ultra-relativistic nuclear collisions: Suppression versus enhancement”, *J. Phys. G* **34** (2007) S471, doi:10.1088/0954-3899/34/8/S36, arXiv:nucl-th/0701093.


- [37] S. Voloshin and Y. Zhang, “Flow study in relativistic nuclear collisions by Fourier expansion of azimuthal particle distributions”, *Z. Phys. C* **70** (1996) 665, doi:10.1007/s002880050141, arXiv:hep-ph/9407282.
- [38] STAR Collaboration, “Measurement of D^0 azimuthal anisotropy at midrapidity in Au+Au collisions at $\sqrt{s_{\text{NN}}} = 200$ GeV”, *Phys. Rev. Lett.* **117** (2018) 212301, doi:10.1103/PhysRevLett.118.212301, arXiv:1701.06060.
- [39] PHENIX Collaboration, “Energy loss and flow of heavy quarks in Au+Au collisions at $\sqrt{s_{\text{NN}}} = 200$ GeV”, *Phys. Rev. Lett.* **98** (2007) 172301, doi:10.1103/PhysRevLett.98.172301, arXiv:nucl-ex/0611018.
- [40] ALICE Collaboration, “Azimuthal anisotropy of D-meson production in Pb-Pb collisions at $\sqrt{s_{\text{NN}}} = 2.76$ TeV”, *Phys. Rev. C* **90** (2014) 034904, doi:10.1103/PhysRevC.90.034904, arXiv:1405.2001.
- [41] ALICE Collaboration, “D-meson azimuthal anisotropy in midcentral Pb-Pb collisions at $\sqrt{s_{\text{NN}}} = 5.02$ TeV”, *Phys. Rev. Lett.* **120** (2018) 102301, doi:10.1103/PhysRevLett.120.102301, arXiv:1707.01005.
- [42] CMS Collaboration, “Measurement of prompt D^0 meson azimuthal anisotropy in Pb-Pb collisions at $\sqrt{s_{\text{NN}}} = 5.02$ TeV”, *Phys. Rev. Lett.* **120** (2018) 202301, doi:10.1103/PhysRevLett.120.202301, arXiv:1708.03497.
- [43] CMS Collaboration, “Suppression and azimuthal anisotropy of prompt and nonprompt J/ψ production in PbPb collisions at $\sqrt{s_{\text{NN}}} = 2.76$ TeV”, *Eur. Phys. J. C* **77** (2017) 252, doi:10.1140/epjc/s10052-017-4781-1, arXiv:1610.00613.
- [44] ALICE Collaboration, “ J/ψ elliptic and triangular flow in Pb-Pb collisions at $\sqrt{s_{\text{NN}}} = 5.02$ TeV”, *JHEP* **10** (2020) 141, doi:10.1007/JHEP10(2020)141, arXiv:2005.14518.
- [45] STAR Collaboration, “Measurement of J/ψ azimuthal anisotropy in Au+Au collisions at $\sqrt{s_{\text{NN}}} = 200$ GeV”, *Phys. Rev. Lett.* **111** (2013) 052301, doi:10.1103/PhysRevLett.111.052301, arXiv:1212.3304.
- [46] CMS Collaboration, “Elliptic flow of charm and strange hadrons in high-multiplicity p+Pb collisions at $\sqrt{s_{\text{NN}}} = 8.16$ TeV”, *Phys. Rev. Lett.* **121** (2018) 082301, doi:10.1103/PhysRevLett.121.082301, arXiv:1804.09767.
- [47] CMS Collaboration, “Observation of prompt J/ψ meson elliptic flow in high-multiplicity pPb collisions at $\sqrt{s_{\text{NN}}} = 8.16$ TeV”, *Phys. Lett. B* **790** (2019) 172, doi:10.1016/j.physletb.2019.02.018, arXiv:1810.01473.
- [48] ATLAS Collaboration, “Measurement of azimuthal anisotropy of muons from charm and bottom hadrons in pp collisions at $\sqrt{s} = 13$ TeV with the ATLAS detector”, *Phys. Rev. Lett.* **124** (2020) 082301, doi:10.1103/PhysRevLett.124.082301, arXiv:1909.01650.
- [49] ALICE Collaboration, “Measurement of $Y(1S)$ elliptic flow at forward rapidity in Pb-Pb collisions at $\sqrt{s_{\text{NN}}} = 5.02$ TeV”, *Phys. Rev. Lett.* **123** (2019) 192301, doi:10.1103/PhysRevLett.123.192301, arXiv:1907.03169.
- [50] CMS Collaboration, “Measurement of the azimuthal anisotropy of $Y(1S)$ and $Y(2S)$ mesons in PbPb collisions at $\sqrt{s_{\text{NN}}} = 5.02$ TeV”, *Phys. Lett. B* **819** (2021) 136385, doi:10.1016/j.physletb.2021.136385, arXiv:2006.07707.

-
- [51] “HEPData record for this analysis”, 2023. doi:10.17182/hepdata.131311.
- [52] CMS Collaboration, “Performance of the CMS Level-1 trigger in proton-proton collisions at $\sqrt{s} = 13$ TeV”, *JINST* **15** (2020) P10017, doi:10.1088/1748-0221/15/10/P10017, arXiv:2006.10165.
- [53] CMS Collaboration, “The CMS trigger system”, *JINST* **12** (2017) P01020, doi:10.1088/1748-0221/12/01/P01020, arXiv:1609.02366.
- [54] CMS Collaboration, “The CMS experiment at the CERN LHC”, *JINST* **3** (2008) S08004, doi:10.1088/1748-0221/3/08/S08004.
- [55] CMS Collaboration, “CMS luminosity measurement using 2016 proton-nucleus collisions at nucleon-nucleon center-of-mass energy of 8.16 TeV”, CMS Physics Analysis Summary CMS-PAS-LUM-17-002, CERN, 2018.
- [56] CMS Collaboration, “Precision luminosity measurement in proton-proton collisions at $\sqrt{s} = 13$ TeV in 2015 and 2016 at CMS”, *Eur. Phys. J. C* **81** (2021) 800, doi:10.1140/epjc/s10052-021-09538-2, arXiv:2104.01927.
- [57] CMS Collaboration, “Pseudorapidity distributions of charged hadrons in proton-lead collisions at $\sqrt{s_{NN}} = 5.02$ and 8.16 TeV”, *JHEP* **01** (2018) 45, doi:10.1007/JHEP01(2018)045, arXiv:1710.09355.
- [58] CMS Collaboration, “Description and performance of track and primary-vertex reconstruction with the CMS tracker”, *JINST* **9** (2014) P10009, doi:10.1088/1748-0221/9/10/p10009, arXiv:1405.6569.
- [59] CMS Collaboration, “Observation of correlated azimuthal anisotropy Fourier harmonics in pp and p+Pb collisions at the LHC”, *Phys. Rev. Lett.* **120** (2018) 092301, doi:10.1103/PhysRevLett.120.092301, arXiv:1709.09189.
- [60] CMS Collaboration, “Multiplicity and transverse momentum dependence of two- and four-particle correlations in pPb and PbPb collisions”, *Phys. Lett. B* **724** (2013) 213, doi:10.1016/j.physletb.2013.06.028, arXiv:1305.0609.
- [61] CMS Collaboration, “Performance of CMS muon reconstruction in pp collision events at $\sqrt{s_{NN}} = 7$ TeV”, *JINST* **7** (2012) P10002, doi:10.1088/1748-0221/7/10/P10002, arXiv:1206.4071.
- [62] R. E. Kalman, “A new approach to linear filtering and prediction problems”, *J. Basic Eng. D* **82** (1960) 35, doi:10.1115/1.3662552.
- [63] CMS Collaboration, “Indications of suppression of excited Y states in Pb-Pb collisions at $\sqrt{s_{NN}} = 2.76$ TeV”, *Phys. Rev. Lett.* **107** (2011) 052302, doi:10.1103/PhysRevLett.107.052302, arXiv:1105.4894.
- [64] T. Sjöstrand et al., “An introduction to PYTHIA 8.2”, *Comput. Phys. Commun.* **191** (2015) 159, doi:10.1016/j.cpc.2015.01.024, arXiv:1410.3012.
- [65] S. C. P. Skands and J. Rojo, “Tuning PYTHIA 8.1: the Monash 2013 tune”, *Eur. Phys. J. C* **74** (2014) 3024, doi:10.1140/epjc/s10052-014-3024-y, arXiv:1404.5630.
- [66] T. Pierog et al., “EPOS LHC: Test of collective hadronization with data measured at the CERN large hadron collider”, *Phys. Rev. C* **92** (2015) 034906, doi:10.1103/PhysRevC.92.034906, arXiv:1306.0121.




















-
- [67] GEANT4 Collaboration, “GEANT4—a simulation toolkit”, *Nucl. Instrum. Meth. A* **506** (2003) 250, doi:10.1016/S0168-9002(03)01368-8.
- [68] T. Skwarnicki, “A study of the radiative CASCADE transitions between the Upsilon-Prime and Upsilon resonances”. PhD thesis, Cracow, INP, 1986.
- [69] Particle Data Group, P. A. Zyla et al., “Review of particle physics”, *PTEP* **2020** (2020) 083C01, doi:10.1093/ptep/ptaa104.

A The CMS Collaboration

Yerevan Physics Institute, Yerevan, Armenia

A. Tumasyan 













Institut für Hochenergiephysik, Vienna, Austria

W. Adam , J.W. Andrejkovic, T. Bergauer , S. Chatterjee , K. Damanakis , M. Dragicevic , A. Escalante Del Valle , P.S. Hussain , M. Jeitler¹ , N. Krammer , L. Lechner , D. Liko , I. Mikulec , P. Paulitsch, F.M. Pitters, J. Schieck¹ , R. Schöfbeck , D. Schwarz , M. Sonawane , S. Templ , W. Waltenberger , C.-E. Wulz¹ 

Universiteit Antwerpen, Antwerpen, Belgium

M.R. Darwish² , T. Janssen , T. Kello³, H. Rejeb Sfar, P. Van Mechelen 










Vrije Universiteit Brussel, Brussel, Belgium

E.S. Bols , J. D'Hondt , A. De Moor , M. Delcourt , H. El Faham , S. Lowette , S. Moortgat , A. Morton , D. Müller , A.R. Sahasransu , S. Tavernier , W. Van Doninck, D. Vannerom 

Université Libre de Bruxelles, Bruxelles, Belgium

B. Clerbaux , G. De Lentdecker , L. Favart , D. Hohov , J. Jaramillo , K. Lee , M. Mahdavihorrani , I. Makarenko , A. Malara , S. Paredes , L. Pétré , N. Postiau, L. Thomas , M. Vanden Bemden , C. Vander Velde , P. Vanlaer 






Ghent University, Ghent, Belgium

D. Dobur , J. Knolle , L. Lambrecht , G. Mestdach, M. Niedziela , C. Rendón, C. Roskas , A. Samalan, K. Skovpen , M. Tytgat , N. Van Den Bossche , B. Vermassen, L. Wezenbeek 






















Université Catholique de Louvain, Louvain-la-Neuve, Belgium

A. Benecke , G. Bruno , F. Bury , C. Caputo , P. David , C. Delaere , I.S. Donertas , A. Giammanco , K. Jaffel , Sa. Jain , V. Lemaitre, K. Mondal , A. Taliercio , T.T. Tran , P. Vischia , S. Wertz 








Centro Brasileiro de Pesquisas Físicas, Rio de Janeiro, Brazil

G.A. Alves , E. Coelho , C. Hensel , A. Moraes , P. Rebello Teles 

Universidade do Estado do Rio de Janeiro, Rio de Janeiro, Brazil

W.L. Aldá Júnior , M. Alves Gallo Pereira , M. Barroso Ferreira Filho , H. Brandao Malbouisson , W. Carvalho , J. Chinellato⁴, E.M. Da Costa , G.G. Da Silveira⁵ , D. De Jesus Damiao , V. Dos Santos Sousa , S. Fonseca De Souza , J. Martins⁶ , C. Mora Herrera , K. Mota Amarilo , L. Mundim , H. Nogima , A. Santoro , S.M. Silva Do Amaral , A. Sznajder , M. Thiel , F. Torres Da Silva De Araujo⁷ , A. Vilela Pereira 

Universidade Estadual Paulista, Universidade Federal do ABC, São Paulo, Brazil

C.A. Bernardes⁵ , L. Calligaris , T.R. Fernandez Perez Tomei , E.M. Gregores , P.G. Mercadante , S.F. Novaes , Sandra S. Padula 

Institute for Nuclear Research and Nuclear Energy, Bulgarian Academy of Sciences, Sofia, Bulgaria

A. Aleksandrov , G. Antchev , R. Hadjiiska , P. Iaydjiev , M. Misheva , M. Rodozov, M. Shopova , G. Sultanov 

University of Sofia, Sofia, Bulgaria

A. Dimitrov , T. Ivanov , L. Litov , B. Pavlov , P. Petkov , A. Petrov , E. Shumka 





Instituto De Alta Investigación, Universidad de Tarapacá, Casilla 7 D, Arica, Chile

S. Thakur 
















Beihang University, Beijing, China

T. Cheng , T. Javaid⁸ , M. Mittal , L. Yuan 

Department of Physics, Tsinghua University, Beijing, China

M. Ahmad , G. Bauer⁹, Z. Hu , S. Lezki , K. Yi^{9,10} 

Institute of High Energy Physics, Beijing, China

G.M. Chen⁸ , H.S. Chen⁸ , M. Chen⁸ , F. Iemmi , C.H. Jiang, A. Kapoor , H. Liao , Z.-A. Liu¹¹ , V. Milosevic , F. Monti , R. Sharma , J. Tao , J. Thomas-Wilsker , J. Wang , H. Zhang , J. Zhao 


State Key Laboratory of Nuclear Physics and Technology, Peking University, Beijing, China

A. Agapitos , Y. An , Y. Ban , A. Levin , C. Li , Q. Li , X. Lyu, Y. Mao, S.J. Qian , X. Sun , D. Wang , J. Xiao , H. Yang




Sun Yat-Sen University, Guangzhou, China

M. Lu , Z. You 

University of Science and Technology of China, Hefei, China

N. Lu 





Institute of Modern Physics and Key Laboratory of Nuclear Physics and Ion-beam Application (MOE) - Fudan University, Shanghai, China

X. Gao³ , D. Leggat, H. Okawa , Y. Zhang 

Zhejiang University, Hangzhou, Zhejiang, China

Z. Lin , C. Lu , M. Xiao 

Universidad de Los Andes, Bogota, Colombia

C. Avila , D.A. Barbosa Trujillo, A. Cabrera , C. Florez , J. Fraga 

Universidad de Antioquia, Medellin, Colombia

J. Mejia Guisao , F. Ramirez , M. Rodriguez , J.D. Ruiz Alvarez 







University of Split, Faculty of Electrical Engineering, Mechanical Engineering and Naval Architecture, Split, Croatia

D. Giljanovic , N. Godinovic , D. Lelas , I. Puljak 

University of Split, Faculty of Science, Split, Croatia

Z. Antunovic, M. Kovac , T. Sculac 




Institute Rudjer Boskovic, Zagreb, Croatia

V. Brigljevic , B.K. Chitroda , D. Ferencek , S. Mishra , M. Roguljic , A. Starodumov¹² , T. Susa 

University of Cyprus, Nicosia, Cyprus

A. Attikis , K. Christoforou , M. Kolosova , S. Konstantinou , J. Mousa , C. Nicolaou, F. Ptochos , P.A. Razis , H. Rykaczewski, H. Saka , A. Stepennov 

Charles University, Prague, Czech Republic

M. Finger , M. Finger Jr. , A. Kveton 

Escuela Politecnica Nacional, Quito, Ecuador

E. Ayala 



Universidad San Francisco de Quito, Quito, Ecuador

E. Carrera Jarrin 

Academy of Scientific Research and Technology of the Arab Republic of Egypt, Egyptian Network of High Energy Physics, Cairo, Egypt

S. Elgammal¹³, A. Ellithi Kamel¹⁴

Center for High Energy Physics (CHEP-FU), Fayoum University, El-Fayoum, Egypt

M. Abdullah Al-Mashad , M.A. Mahmoud 



















National Institute of Chemical Physics and Biophysics, Tallinn, Estonia

S. Bhowmik , R.K. Dewanjee , K. Ehataht , M. Kadastik , T. Lange , S. Nandan , C. Nielsen , J. Pata , M. Raidal , L. Tani , C. Veelken 

Department of Physics, University of Helsinki, Helsinki, Finland

P. Eerola , H. Kirschenmann , K. Osterberg , M. Voutilainen 




















Helsinki Institute of Physics, Helsinki, Finland

S. Bharthuar , E. Brücken , F. Garcia , J. Havukainen , M.S. Kim , R. Kinnunen , T. Lampén , K. Lassila-Perini , S. Lehti , T. Lindén , M. Lotti , L. Martikainen , M. Myllymäki , J. Ott , M.m. Rantanen , H. Siikonen , E. Tuominen , J. Tuominiemi 





























Lappeenranta-Lahti University of Technology, Lappeenranta, Finland

P. Luukka , H. Petrow , T. Tuuva


IRFU, CEA, Université Paris-Saclay, Gif-sur-Yvette, France

C. Amendola , M. Besancon , F. Couderc , M. Dejardin , D. Denegri , J.L. Faure , F. Ferri , S. Ganjour , P. Gras , G. Hamel de Monchenault , P. Jarry , V. Lohezic , J. Malcles , J. Rander , A. Rosowsky , M.Ö. Sahin , A. Savoy-Navarro¹⁵ , P. Simkina , M. Titov 










Laboratoire Leprince-Ringuet, CNRS/IN2P3, Ecole Polytechnique, Institut Polytechnique de Paris, Palaiseau, France

C. Baldenegro Barrera , F. Beaudette , A. Buchot Perraguin , P. Busson , A. Cappati , C. Charlot , F. Damas , O. Davignon , B. Diab , G. Falmagne , B.A. Fontana Santos Alves , S. Ghosh , R. Granier de Cassagnac , A. Hakimi , B. Harikrishnan , G. Liu , J. Motta , M. Nguyen , C. Ochando , L. Portales , R. Salerno , U. Sarkar , J.B. Sauvan , Y. Sirois , A. Tarabini , E. Vernazza , A. Zabi , A. Zghiche 




Université de Strasbourg, CNRS, IPHC UMR 7178, Strasbourg, France

J.-L. Agram¹⁶ , J. Andrea , D. Apparou , D. Bloch , G. Bourgatte , J.-M. Brom , E.C. Chabert , C. Collard , D. Darej , U. Goerlach , C. Grimault , A.-C. Le Bihan , P. Van Hove 

Institut de Physique des 2 Infinis de Lyon (IP2I), Villeurbanne, France

S. Beauceron , B. Blancon , G. Boudoul , A. Carle , N. Chanon , J. Choi , D. Contardo , P. Depasse , C. Dozen¹⁷ , H. El Mamouni , J. Fay , S. Gascon , M. Gouzevitch , G. Grenier , B. Ille , I.B. Laktineh , M. Lethuillier , L. Mirabito , S. Perries , L. Torterotot , M. Vander Donckt , P. Verdier , S. Viret









Georgian Technical University, Tbilisi, Georgia

I. Lomidze , T. Toriashvili¹⁸ , Z. Tsamalaidze¹² 




RWTH Aachen University, I. Physikalisches Institut, Aachen, Germany

G. Anagnostou, P. Assiouras , G. Daskalakis , A. Kyriakis, A. Stakia 





National and Kapodistrian University of Athens, Athens, Greece

M. Diamantopoulou, D. Karasavvas, P. Kontaxakis , A. Manousakis-Katsikakis , A. Panagiotou, I. Papavergou , N. Saoulidou , K. Theofilatos , E. Tziaferi , K. Vellidis , I. Zisopoulos 

National Technical University of Athens, Athens, Greece

G. Bakas , T. Chatzistavrou, K. Kousouris , I. Papakrivopoulos , G. Tsipolitis, A. Zacharopoulou






University of Ioánnina, Ioánnina, Greece

K. Adamidis, I. Bestintzanos, I. Evangelou , C. Foudas, P. Gianneios , C. Kamtsikis, P. Katsoulis, P. Kokkas , P.G. Kosmoglou Kioseoglou , N. Manthos , I. Papadopoulos , J. Strologas 

MTA-ELTE Lendület CMS Particle and Nuclear Physics Group, Eötvös Loránd University, Budapest, Hungary

M. Csanád , K. Farkas , M.M.A. Gadallah²⁷ , S. Lökös²⁸ , P. Major , K. Mandal , G. Pásztor , A.J. Rádl²⁹ , O. Surányi , G.I. Veres 

Wigner Research Centre for Physics, Budapest, Hungary

M. Bartók³⁰ , G. Bencze, C. Hajdu , D. Horvath^{31,32} , F. Sikler , V. Veszpremi 




Institute of Nuclear Research ATOMKI, Debrecen, Hungary

N. Beni , S. Czellar, J. Karancsi³⁰ , J. Molnar, Z. Szillasi, D. Teyssier 


















Institute of Physics, University of Debrecen, Debrecen, Hungary

P. Raics, B. Ujvari³³ 

Karoly Robert Campus, MATE Institute of Technology, Gyongyos, Hungary

T. Csorgo²⁹ , F. Nemes²⁹ , T. Novak 









Panjab University, Chandigarh, India

J. Babbar , S. Bansal , S.B. Beri, V. Bhatnagar , G. Chaudhary , S. Chauhan , N. Dhingra³⁴ , R. Gupta, A. Kaur , A. Kaur , H. Kaur , M. Kaur , S. Kumar , P. Kumari , M. Meena , K. Sandeep , T. Sheokand, J.B. Singh³⁵ , A. Singla , A. K. Viridi 














University of Delhi, Delhi, India

A. Ahmed , A. Bhardwaj , B.C. Choudhary , A. Kumar , M. Naimuddin , K. Ranjan , S. Saumya 

Saha Institute of Nuclear Physics, HBNI, Kolkata, India

S. Baradia , S. Barman³⁶ , S. Bhattacharya , D. Bhowmik, S. Dutta , S. Dutta, B. Gomber³⁷ , M. Maity³⁶, P. Palit , G. Saha , B. Sahu , S. Sarkar

Indian Institute of Technology Madras, Madras, India

P.K. Behera , S.C. Behera , P. Kalbhor , J.R. Komaragiri³⁸ , D. Kumar³⁸ , A. Muhammad , L. Panwar³⁸ , R. Pradhan , P.R. Pujahari , A. Sharma , A.K. Sikdar , P.C. Tiwari³⁸ , S. Verma 










Bhabha Atomic Research Centre, Mumbai, India

K. Naskar³⁹ 

Tata Institute of Fundamental Research-A, Mumbai, India

T. Aziz, I. Das , S. Dugad, M. Kumar , G.B. Mohanty , P. Suryadevara

Tata Institute of Fundamental Research-B, Mumbai, India

S. Banerjee , R. Chudasama , M. Guchait , S. Karmakar , S. Kumar , G. Majumder , K. Mazumdar , S. Mukherjee , A. Thachayath 

National Institute of Science Education and Research, An OCC of Homi Bhabha National Institute, Bhubaneswar, Odisha, India

S. Bahinipati⁴⁰ , A.K. Das, C. Kar , P. Mal , T. Mishra , V.K. Muraleedharan Nair Bindhu⁴¹ , A. Nayak⁴¹ , P. Saha , S.K. Swain , D. Vats⁴¹ 

Indian Institute of Science Education and Research (IISER), Pune, India

A. Alpana , S. Dube , B. Kansal , A. Laha , S. Pandey , A. Rastogi , S. Sharma 

Isfahan University of Technology, Isfahan, Iran

H. Bakhshiansohi^{42,43} , E. Khazaie⁴³ , M. Zeinali⁴⁴ 

































Institute for Research in Fundamental Sciences (IPM), Tehran, Iran

S. Chenarani⁴⁵ , S.M. Etesami , M. Khakzad , M. Mohammadi Najafabadi 




























University College Dublin, Dublin, Ireland

M. Grunewald 

INFN Sezione di Bari^a, Università di Bari^b, Politecnico di Bari^c, Bari, Italy

M. Abbrescia^{a,b} , R. Aly^{a,b,46} , C. Aruta^{a,b} , A. Colaleo^a , D. Creanza^{a,c} , N. De Filippis^{a,c} , M. De Palma^{a,b} , A. Di Florio^{a,b} , W. Elmetenawee^{a,b} , F. Errico^{a,b} , L. Fiore^a , G. Iaselli^{a,c} , M. Ince^{a,b} , G. Maggi^{a,c} , M. Maggi^a , I. Margjeka^{a,b} , V. Mastrapasqua^{a,b} , S. My^{a,b} , S. Nuzzo^{a,b} , A. Pellecchia^{a,b} , A. Pompili^{a,b} , G. Pugliese^{a,c} , R. Radogna^a , D. Ramos^a , A. Ranieri^a , G. Selvaggi^{a,b} , L. Silvestris^a , F.M. Simone^{a,b} , Ü. Sözbilir^a , A. Stamerra^a , R. Venditti^a , P. Verwilligen^a 


















INFN Sezione di Bologna^a, Università di Bologna^b, Bologna, Italy

G. Abbiendi^a , C. Battilana^{a,b} , D. Bonacorsi^{a,b} , L. Borgonovi^a , L. Brigliadori^a, R. Campanini^{a,b} , P. Capiluppi^{a,b} , A. Castro^{a,b} , F.R. Cavallo^a , M. Cuffiani^{a,b} , G.M. Dallavalle^a , T. Diotallevi^{a,b} , F. Fabbri^a , A. Fanfani^{a,b} , P. Giacomelli^a , L. Giommi^{a,b} , C. Grandi^a , L. Guiducci^{a,b} , S. Lo Meo^{a,47} , L. Lunerti^{a,b} , S. Marcellini^a , G. Masetti^a , F.L. Navarria^{a,b} , A. Perrotta^a , F. Primavera^{a,b} , A.M. Rossi^{a,b} , T. Rovelli^{a,b} , G.P. Siroli^{a,b} 

INFN Sezione di Catania^a, Università di Catania^b, Catania, Italy

S. Costa^{a,b,48} , A. Di Mattia^a , R. Potenza^{a,b}, A. Tricomi^{a,b,48} , C. Tuve^{a,b} 






INFN Sezione di Firenze^a, Università di Firenze^b, Firenze, Italy

G. Barbagli^a , G. Bardelli^{a,b} , B. Camaiani^{a,b} , A. Cassese^a , R. Ceccarelli^{a,b} , V. Ciulli^{a,b} , C. Civinini^a , R. D'Alessandro^{a,b} , E. Focardi^{a,b} , G. Latino^{a,b} , P. Lenzi^{a,b} , M. Lizzo^{a,b} , M. Meschini^a , S. Paoletti^a , R. Seidita^{a,b} , G. Sguazzoni^a , L. Viliani^a 

INFN Laboratori Nazionali di Frascati, Frascati, Italy








L. Benussi , S. Bianco , S. Meola⁴⁹ , D. Piccolo 

INFN Sezione di Genova^a, Università di Genova^b, Genova, Italy














M. Bozzo^{a,b} , P. Chatagnon^a , F. Ferro^a , E. Robutti^a , S. Tosi^{a,b} 

INFN Sezione di Milano-Bicocca^a, Università di Milano-Bicocca^b, Milano, Italy

INFN Sezione di Trieste^a, Università di Trieste^b, Trieste, Italy

S. Belforte^a , V. Candelise^{a,b} , M. Casarsa^a , F. Cossutti^a , A. Da Rold^{a,b} ,
G. Della Ricca^{a,b} , G. Sorrentino^{a,b} 




Kyungpook National University, Daegu, Korea

S. Dogra , C. Huh , B. Kim , D.H. Kim , G.N. Kim , J. Kim, J. Lee , S.W. Lee ,
C.S. Moon , Y.D. Oh , S.I. Pak , M.S. Ryu , S. Sekmen , Y.C. Yang 





Chonnam National University, Institute for Universe and Elementary Particles, Kwangju, Korea

H. Kim , D.H. Moon 

Hanyang University, Seoul, Korea

E. Asilar , T.J. Kim , J. Park 

Korea University, Seoul, Korea

S. Choi , S. Han, B. Hong , K. Lee, K.S. Lee , J. Lim, J. Park, S.K. Park, J. Yoo 

Kyung Hee University, Department of Physics, Seoul, Korea

J. Goh 

Sejong University, Seoul, Korea

H. S. Kim , Y. Kim, S. Lee

Seoul National University, Seoul, Korea

J. Almond, J.H. Bhyun, J. Choi , S. Jeon , J. Kim , J.S. Kim, S. Ko , H. Kwon , H. Lee ,
S. Lee, B.H. Oh , S.B. Oh , H. Seo , U.K. Yang, I. Yoon 






University of Seoul, Seoul, Korea

W. Jang , D.Y. Kang, Y. Kang , D. Kim , S. Kim , B. Ko, J.S.H. Lee , Y. Lee , J.A. Merlin,
I.C. Park , Y. Roh, D. Song, I.J. Watson , S. Yang 

Yonsei University, Department of Physics, Seoul, Korea

S. Ha , H.D. Yoo 

Sungkyunkwan University, Suwon, Korea

M. Choi , M.R. Kim , H. Lee, Y. Lee , Y. Lee , I. Yu 

College of Engineering and Technology, American University of the Middle East (AUM), Dasman, Kuwait

T. Beyrouthy, Y. Maghrbi 




Riga Technical University, Riga, Latvia

K. Dreimanis , G. Pikurs, A. Potrebko , M. Seidel , V. Veckalns⁵⁵ 






Vilnius University, Vilnius, Lithuania

M. Ambrozas , A. Carvalho Antunes De Oliveira , A. Juodagalvis , A. Rinkevicius ,
G. Tamulaitis 

National Centre for Particle Physics, Universiti Malaya, Kuala Lumpur, Malaysia

N. Bin Norjoharuddeen , S.Y. Hoh⁵⁶ , I. Yusuff⁵⁶ , Z. Zolkapli

Universidad de Sonora (UNISON), Hermosillo, Mexico

J.F. Benitez , A. Castaneda Hernandez , H.A. Encinas Acosta, L.G. Gallegos Maríñez,
M. León Coello , J.A. Murillo Quijada , A. Sehrawat , L. Valencia Palomo 

Centro de Investigacion y de Estudios Avanzados del IPN, Mexico City, Mexico

G. Ayala , H. Castilla-Valdez , I. Heredia-De La Cruz⁵⁷ , R. Lopez-Fernandez ,
C.A. Mondragon Herrera, D.A. Perez Navarro , A. Sánchez Hernández 

Universidad Iberoamericana, Mexico City, Mexico

C. Oropeza Barrera , F. Vazquez Valencia 

Benemerita Universidad Autonoma de Puebla, Puebla, Mexico

I. Pedraza , H.A. Salazar Ibarguen , C. Uribe Estrada 

University of Montenegro, Podgorica, Montenegro

I. Bubanja, J. Mijuskovic⁵⁸ , N. Raicevic 








National Centre for Physics, Quaid-I-Azam University, Islamabad, Pakistan

A. Ahmad , M.I. Asghar, A. Awais , M.I.M. Awan, M. Gul , H.R. Hoorani ,
W.A. Khan , M. Shoaib , M. Waqas 






AGH University of Krakow, Faculty of Computer Science, Electronics and Telecommunications, Krakow, Poland

V. Avati, L. Grzanka , M. Malawski 

National Centre for Nuclear Research, Swierk, Poland

H. Bialkowska , M. Bluj , B. Boimska , M. Górski , M. Kazana , M. Szeleper ,
P. Zalewski 

Institute of Experimental Physics, Faculty of Physics, University of Warsaw, Warsaw, Poland

K. Bunkowski , K. Doroba , A. Kalinowski , M. Konecki , J. Krolikowski 





























Laboratório de Instrumentação e Física Experimental de Partículas, Lisboa, Portugal

M. Araujo , P. Bargassa , D. Bastos , A. Boletti , P. Faccioli , M. Gallinaro , J. Hollar ,
N. Leonardo , T. Niknejad , M. Pisano , J. Seixas , J. Varela 

VINCA Institute of Nuclear Sciences, University of Belgrade, Belgrade, Serbia

P. Adzic⁵⁹ , M. Dordevic , P. Milenovic , J. Milosevic 













Centro de Investigaciones Energéticas Medioambientales y Tecnológicas (CIEMAT), Madrid, Spain

M. Aguilar-Benitez, J. Alcaraz Maestre , A. Álvarez Fernández , M. Barrio Luna,
Cristina F. Bedoya , C.A. Carrillo Montoya , M. Cepeda , M. Cerrada , N. Colino ,
B. De La Cruz , A. Delgado Peris , D. Fernández Del Val , J.P. Fernández Ramos ,
J. Flix , M.C. Fouz , O. Gonzalez Lopez , S. Goy Lopez , J.M. Hernandez ,
M.I. Josa , J. León Holgado , D. Moran , C. Perez Dengra , A. Pérez-Calero Yzquierdo ,
J. Puerta Pelayo , I. Redondo , D.D. Redondo Ferrero , L. Romero, S. Sánchez Navas ,
J. Sastre , L. Urda Gómez , J. Vazquez Escobar , C. Willmott









Universidad Autónoma de Madrid, Madrid, Spain

J.F. de Trocóniz 

Universidad de Oviedo, Instituto Universitario de Ciencias y Tecnologías Espaciales de Asturias (ICTEA), Oviedo, Spain

B. Alvarez Gonzalez , J. Cuevas , J. Fernandez Menendez , S. Folgueras , I. Gonzalez Caballero ,
J.R. González Fernández , E. Palencia Cortezon , C. Ramón Álvarez ,
V. Rodríguez Bouza , A. Soto Rodríguez , A. Trapote , C. Vico Villalba 





















Instituto de Física de Cantabria (IFCA), CSIC-Universidad de Cantabria, Santander, Spain

J.A. Brochero Cifuentes , I.J. Cabrillo , A. Calderon , J. Duarte Campderros , M. Fernandez ,
C. Fernandez Madrazo , A. García Alonso, G. Gomez , C. Lasiosa García 



High Energy Physics Research Unit, Department of Physics, Faculty of Science, Chulalongkorn University, Bangkok, Thailand

C. Asawatangtrakuldee , N. Srimanobhas 

Çukurova University, Physics Department, Science and Art Faculty, Adana, Turkey

D. Agyel , F. Boran , Z.S. Demiroglu , F. Dolek , I. Dumanoglu⁶⁷ , E. Eskut , Y. Guler⁶⁸ , E. Gurpinar Guler⁶⁸ , C. Isik , O. Kara, A. Kayis Topaksu , U. Kiminsu , G. Onengut , K. Ozdemir⁶⁹ , A. Polatoz , A.E. Simsek , B. Tali⁷⁰ , U.G. Tok , S. Turkcapar , E. Uslan , I.S. Zorbakir 

Middle East Technical University, Physics Department, Ankara, Turkey

G. Karapinar⁷¹, K. Ocalan⁷² , M. Yalvac⁷³ 

Bogazici University, Istanbul, Turkey

B. Akgun , I.O. Atakisi , E. Gülmez , M. Kaya⁷⁴ , O. Kaya⁷⁵ , S. Tekten⁷⁶ 


Istanbul Technical University, Istanbul, Turkey

A. Cakir , K. Cankocak⁶⁷ , Y. Komurcu , S. Sen⁷⁷ 

Istanbul University, Istanbul, Turkey

O. Aydilek , S. Cerci⁷⁰ , B. Hacisahinoglu , I. Hos⁷⁸ , B. Isildak⁷⁹ , B. Kaynak , S. Ozkorucuklu , C. Simsek , D. Sunar Cerci⁷⁰ 
















Institute for Scintillation Materials of National Academy of Science of Ukraine, Kharkiv, Ukraine

B. Grynyov 



















National Science Centre, Kharkiv Institute of Physics and Technology, Kharkiv, Ukraine

L. Levchuk 



































University of Bristol, Bristol, United Kingdom

D. Anthony , E. Bhal , J.J. Brooke , A. Bundock , E. Clement , D. Cussans , H. Flacher , M. Glowacki, J. Goldstein , G.P. Heath, H.F. Heath , L. Kreczko , B. Krikler , S. Paramesvaran , S. Seif El Nasr-Storey, V.J. Smith , N. Stylianou⁸⁰ , K. Walkingshaw Pass, R. White 




Rutherford Appleton Laboratory, Didcot, United Kingdom

A.H. Ball, K.W. Bell , A. Belyaev⁸¹ , C. Brew , R.M. Brown , D.J.A. Cockerill , C. Cooke , K.V. Ellis, K. Harder , S. Harper , M.-L. Holmberg⁸² , Sh. Jain , J. Linacre , K. Manolopoulos, D.M. Newbold , E. Olaiya, D. Petyt , T. Reis , G. Salvi , T. Schuh, C.H. Shepherd-Themistocleous , I.R. Tomalin , T. Williams 

Imperial College, London, United Kingdom

R. Bainbridge , P. Bloch , S. Bonomally, J. Borg , C.E. Brown , O. Buchmuller, V. Cacchio, V. Cepaitis , G.S. Chahal⁸³ , D. Colling , J.S. Dancu, P. Dauncey , G. Davies , J. Davies, M. Della Negra , S. Fayer, G. Fedi , G. Hall , M.H. Hassanshahi , A. Howard, G. Iles , J. Langford , L. Lyons , A.-M. Magnan , S. Malik, A. Martelli , M. Mieskolainen , D.G. Monk , J. Nash⁸⁴ , M. Pesaresi, B.C. Radburn-Smith , D.M. Raymond, A. Richards, A. Rose , E. Scott , C. Seez , R. Shukla , A. Tapper , K. Uchida , G.P. Uttley , L.H. Vage, T. Virdee²⁶ , M. Vojinovic , N. Wardle , S.N. Webb , D. Winterbottom 



Brunel University, Uxbridge, United Kingdom

K. Coldham, J.E. Cole , A. Khan, P. Kyberd , I.D. Reid 

Baylor University, Waco, Texas, USA

S. Abdullin , A. Brinkerhoff , B. Caraway , J. Dittmann , K. Hatakeyama , A.R. Kanuganti , B. McMaster , M. Saunders , S. Sawant , C. Sutantawibul , J. Wilson 

















Catholic University of America, Washington, DC, USA

R. Bartek , A. Dominguez , R. Uniyal , A.M. Vargas Hernandez 






















The University of Alabama, Tuscaloosa, Alabama, USA

S.I. Cooper , D. Di Croce , S.V. Gleyzer , C. Henderson , C.U. Perez , P. Rumerio⁸⁵ , C. West 


















Boston University, Boston, Massachusetts, USA

A. Akpınar , A. Albert , D. Arcaro , C. Cosby , Z. Demiragli , C. Erice , E. Fontanesi , D. Gastler , S. May , J. Rohlf , K. Salyer , D. Sperka , D. Spitzbart , I. Suarez , A. Tsatsos , S. Yuan 















Brown University, Providence, Rhode Island, USA

G. Benelli , B. Burkle , X. Coubez²¹ , D. Cutts , M. Hadley , U. Heintz , J.M. Hogan⁸⁶ , T. Kwon , G. Landsberg , K.T. Lau , D. Li , J. Luo , M. Narain , N. Pervan , S. Sagir⁸⁷ , F. Simpson , E. Usai , W.Y. Wong , X. Yan , D. Yu , W. Zhang 










University of California, Davis, Davis, California, USA

J. Bonilla , C. Brainerd , R. Breedon , M. Calderon De La Barca Sanchez , M. Chertok , J. Conway , P.T. Cox , R. Erbacher , G. Haza , F. Jensen , O. Kukral , G. Mocellin , M. Mulhearn , D. Pellett , B. Regnery , Y. Yao , F. Zhang 
























University of California, Los Angeles, California, USA

M. Bachtis , R. Cousins , A. Datta , D. Hamilton , J. Hauser , M. Ignatenko , M.A. Iqbal , T. Lam , E. Manca , W.A. Nash , S. Regnard , D. Saltzberg , B. Stone , V. Valuev 























University of California, Riverside, Riverside, California, USA

R. Clare , J.W. Gary , M. Gordon , G. Hanson , G. Karapostoli , O.R. Long , N. Manganelli , W. Si , S. Wimpenny 














University of California, San Diego, La Jolla, California, USA

J.G. Branson , P. Chang , S. Cittolin , S. Cooperstein , D. Diaz , J. Duarte , R. Gerosa , L. Giannini , J. Guiang , R. Kansal , V. Krutelyov , R. Lee , J. Letts , M. Masciovecchio , F. Mokhtar , M. Pieri , B.V. Sathia Narayanan , V. Sharma , M. Tadel , E. Vourliotis , F. Würthwein , Y. Xiang , A. Yagil 










University of California, Santa Barbara - Department of Physics, Santa Barbara, California, USA


















N. Amin , C. Campagnari , M. Citron , G. Collura , A. Dorsett , V. Dutta , J. Incandela , M. Kilpatrick , J. Kim , A.J. Li , P. Masterson , H. Mei , M. Oshiro , M. Quinnan , J. Richman , U. Sarica , R. Schmitz , F. Setti , J. Sheplock , P. Siddireddy , D. Stuart , S. Wang 

California Institute of Technology, Pasadena, California, USA






A. Bornheim , O. Cerri , I. Dutta , A. Latorre , J.M. Lawhorn , J. Mao , H.B. Newman , T. Q. Nguyen , M. Spiropulu , J.R. Vlimant , C. Wang , S. Xie , R.Y. Zhu 

Carnegie Mellon University, Pittsburgh, Pennsylvania, USA

J. Alison , S. An , M.B. Andrews , P. Bryant , T. Ferguson , A. Harilal , C. Liu , T. Mudholkar , S. Murthy , M. Paulini , A. Roberts , A. Sanchez , W. Terrill 

T. Isidori , J. King , G. Krintiras , M. Lazarovits , C. Le Mahieu , C. Lindsey, J. Marquez , N. Minafra , M. Murray , M. Nickel , C. Rogan , C. Royon , R. Salvatico , S. Sanders , C. Smith , Q. Wang , J. Williams , G. Wilson 


















Kansas State University, Manhattan, Kansas, USA

B. Allmond , S. Duric, A. Ivanov , K. Kaadze , D. Kim, Y. Maravin , T. Mitchell, A. Modak, K. Nam, D. Roy 























Lawrence Livermore National Laboratory, Livermore, California, USA

F. Rebassoo , D. Wright 















University of Maryland, College Park, Maryland, USA

E. Adams , A. Baden , O. Baron, A. Belloni , A. Bethani , S.C. Eno , N.J. Hadley , S. Jabeen , R.G. Kellogg , T. Koeth , Y. Lai , S. Lascio , A.C. Mignerey , S. Nabili , C. Palmer , C. Papageorgakis , L. Wang , K. Wong 

Massachusetts Institute of Technology, Cambridge, Massachusetts, USA

D. Abercrombie, W. Busza , I.A. Cali , Y. Chen , M. D'Alfonso , J. Eysermans , C. Freer , G. Gomez-Ceballos , M. Goncharov, P. Harris, M. Hu , D. Kovalskyi , J. Krupa , Y.-J. Lee , K. Long , C. Mironov , C. Paus , D. Rankin , C. Roland , G. Roland , Z. Shi , G.S.F. Stephans , J. Wang, Z. Wang , B. Wyslouch , T. J. Yang 

University of Minnesota, Minneapolis, Minnesota, USA

R.M. Chatterjee, B. Crossman , A. Evans , J. Hiltbrand , B.M. Joshi , C. Kapsiak , M. Krohn , Y. Kubota , J. Mans , M. Revering , R. Rusack , R. Saradhy , N. Schroeder , N. Strobbe , M.A. Wadud 

University of Mississippi, Oxford, Mississippi, USA

L.M. Cremaldi 




















University of Nebraska-Lincoln, Lincoln, Nebraska, USA

K. Bloom , M. Bryson, D.R. Claes , C. Fangmeier , L. Finco , F. Golf , C. Joo , R. Kamalieddin, I. Kravchenko , I. Reed , J.E. Siado , G.R. Snow[†], W. Tabb , A. Wightman , F. Yan , A.G. Zecchinelli 




State University of New York at Buffalo, Buffalo, New York, USA

G. Agarwal , H. Bandyopadhyay , L. Hay , I. Iashvili , A. Kharchilava , C. McLean , M. Morris , D. Nguyen , J. Pekkanen , S. Rappoccio , A. Williams 





















Northeastern University, Boston, Massachusetts, USA

G. Alverson , E. Barberis , Y. Haddad , Y. Han , A. Krishna , J. Li , J. Lidrych , G. Madigan , B. Marzocchi , D.M. Morse , V. Nguyen , T. Orimoto , A. Parker , L. Skinnari , A. Tishelman-Charny , T. Wamorkar , B. Wang , A. Wisecarver , D. Wood 










Northwestern University, Evanston, Illinois, USA

S. Bhattacharya , J. Bueghly, Z. Chen , A. Gilbert , K.A. Hahn , Y. Liu , N. Odell , M.H. Schmitt , M. Velasco



















University of Notre Dame, Notre Dame, Indiana, USA

R. Band , R. Bucci, M. Cremonesi, A. Das , R. Goldouzian , M. Hildreth , K. Hurtado Anampa , C. Jessop , K. Lannon , J. Lawrence , N. Loukas , L. Lutton , J. Mariano, N. Marinelli, I. Mcalister, T. McCauley , C. Mcgrady , K. Mohrman , C. Moore , Y. Musienko¹² , R. Ruchti , A. Townsend , M. Wayne , H. Yockey, M. Zarucki , L. Zygala 

The Ohio State University, Columbus, Ohio, USA

B. Bylsma, M. Carrigan , L.S. Durkin , B. Francis , C. Hill , M. Joyce , A. Lesauvage ,
M. Nunez Ornelas , K. Wei, B.L. Winer , B. R. Yates 




















Princeton University, Princeton, New Jersey, USA

F.M. Addesa , P. Das , G. Dezoort , P. Elmer , A. Frankenthal , B. Greenberg ,
N. Haubrich , S. Higginbotham , A. Kalogeropoulos , G. Kopp , S. Kwan , D. Lange ,
D. Marlow , K. Mei , I. Ojalvo , J. Olsen , D. Stickland , C. Tully 

University of Puerto Rico, Mayaguez, Puerto Rico, USA

S. Malik , S. Norberg
















Purdue University, West Lafayette, Indiana, USA

A.S. Bakshi , V.E. Barnes , R. Chawla , S. Das , L. Gutay, M. Jones , A.W. Jung ,
D. Kondratyev , A.M. Koshy, M. Liu , G. Negro , N. Neumeister , G. Paspalaki ,
S. Piperov , A. Purohit , J.F. Schulte , M. Stojanovic¹⁵ , J. Thieman , F. Wang ,
R. Xiao , W. Xie 












Purdue University Northwest, Hammond, Indiana, USA

J. Dolen , N. Parashar 

Rice University, Houston, Texas, USA

D. Acosta , A. Baty , T. Carnahan , M. Decaro, S. Dildick , K.M. Ecklund ,
P.J. Fernández Manteca , S. Freed, P. Gardner, F.J.M. Geurts , A. Kumar , W. Li ,
B.P. Padley , R. Redjimi, J. Rotter , W. Shi , S. Yang , E. Yigitbasi , L. Zhang⁹⁵,
Y. Zhang 

















University of Rochester, Rochester, New York, USA

A. Bodek , P. de Barbaro , R. Demina , J.L. Dulemba , C. Fallon, T. Ferbel , M. Galanti,
A. Garcia-Bellido , O. Hindrichs , A. Khukhunaishvili , E. Ranken , R. Taus ,
G.P. Van Onsem 

The Rockefeller University, New York, New York, USA

K. Goulianos 














Rutgers, The State University of New Jersey, Piscataway, New Jersey, USA

B. Chiarito, J.P. Chou , Y. Gershtein , E. Halkiadakis , A. Hart , M. Heindl ,
D. Jaroslowski , O. Karacheban²⁴ , I. Laflotte , A. Lath , R. Montalvo, K. Nash,
M. Osherson , H. Routray , S. Salur , S. Schnetzer, S. Somalwar , R. Stone ,
S.A. Thayil , S. Thomas, H. Wang 

University of Tennessee, Knoxville, Tennessee, USA

H. Acharya, A.G. Delannoy , S. Fiorendi , T. Holmes , E. Nibigira , S. Spanier 







Texas A&M University, College Station, Texas, USA

O. Bouhali⁹⁶ , M. Dalchenko , A. Delgado , R. Eusebi , J. Gilmore , T. Huang ,
T. Kamon⁹⁷ , H. Kim , S. Luo , S. Malhotra, R. Mueller , D. Overton , D. Rathjens ,
A. Safonov 

Texas Tech University, Lubbock, Texas, USA

N. Akchurin , J. Damgov , V. Hegde , K. Lamichhane , S.W. Lee , T. Mengke,
S. Muthumuni , T. Peltola , I. Volobouev , A. Whitbeck 

Vanderbilt University, Nashville, Tennessee, USA

E. Appelt , S. Greene, A. Gurrola , W. Johns , A. Melo , F. Romeo , P. Sheldon 

S. Tuo , J. Velkovska , J. Viinikainen 






















University of Virginia, Charlottesville, Virginia, USA

B. Cardwell , B. Cox , G. Cummings , J. Hakala , R. Hirosky , A. Ledovsky ,
A. Li , C. Neu , C.E. Perez Lara , B. Tannenwald 

Wayne State University, Detroit, Michigan, USA

P.E. Karchin , N. Poudyal 

University of Wisconsin - Madison, Madison, Wisconsin, USA

S. Banerjee , K. Black , T. Bose , S. Dasu , I. De Bruyn , P. Everaerts , C. Galloni,
H. He , M. Herndon , A. Herve , C.K. Koraka , A. Lanaro, A. Loeliger , R. Loveless ,
J. Madhusudanan Sreekala , A. Mallampalli , A. Mohammadi , S. Mondal, G. Parida ,
D. Pinna, A. Savin, V. Shang , V. Sharma , W.H. Smith , D. Teague, H.F. Tsoi ,
W. Vetens 

Authors affiliated with an institute or an international laboratory covered by a cooperation agreement with CERN

S. Afanasiev , V. Andreev , Yu. Andreev , T. Aushev , M. Azarkin , I. Azhgirey ,
A. Babaev , I. Bayshev, A. Belyaev , V. Blinov⁹⁸, E. Boos , V. Borshch , D. Budkouski ,
V. Chekhovsky, R. Chistov⁹⁸ , A. Dermenev , T. Dimova⁹⁸ , I. Dremin , D. Elumakhov,
V. Epshteyn , A. Ershov , G. Gavrillov , V. Gavrillov , S. Gninenko , V. Golovtcov ,
N. Golubev , I. Golutvin , I. Gorbunov , A. Gribushin , Y. Ivanov , V. Kachanov ,
A. Kaminskiy , L. Kardapoltsev⁹⁸ , V. Karjavine , A. Karneyeu , L. Khein, V. Kim⁹⁸ ,
M. Kirakosyan, D. Kirpichnikov , M. Kirsanov , O. Kodolova⁹⁹ , D. Konstantinov ,
V. Korenkov , V. Korotkikh, A. Kozyrev⁹⁸ , N. Krasnikov , A. Lanev ,
P. Levchenko , A. Litomin, N. Lychkovskaya , V. Makarenko , A. Malakhov ,
P. Mandrik , V. Matveev⁹⁸ , V. Murzin , A. Nikitenko¹⁰⁰ , S. Obraztsov , A. Oskin,
I. Ovtin⁹⁸ , V. Palichik , P. Parygin , V. Perelygin , V. Petrov, S. Petrushanko ,
S. Polikarpov⁹⁸ , V. Popov, E. Popova , O. Radchenko⁹⁸ , R. Ryutin, M. Savina ,
V. Savrin , D. Selivanova , V. Shalaev , S. Shmatov , S. Shulha , Y. Skovpen⁹⁸ ,
S. Slabospitskii , V. Smirnov , A. Snigirev , A. Sobol, D. Sosnov , V. Sulimov ,
E. Tcherniaev , A. Terkulov , O. Teryaev , I. Tlisova , M. Toms , A. Toropin ,
S. Troshin , L. Uvarov , A. Uzunian , I. Vardanyan , E. Vlasov , A. Volkov, A. Vorobyev,
N. Voytishin , B.S. Yuldashev¹⁰¹, A. Zarubin , I. Zhizhin , A. Zhokin 

†: Deceased

¹Also at TU Wien, Vienna, Austria

²Also at Institute of Basic and Applied Sciences, Faculty of Engineering, Arab Academy for Science, Technology and Maritime Transport, Alexandria, Egypt

³Also at Université Libre de Bruxelles, Bruxelles, Belgium

⁴Also at Universidade Estadual de Campinas, Campinas, Brazil

⁵Also at Federal University of Rio Grande do Sul, Porto Alegre, Brazil

⁶Also at UFMS, Nova Andradina, Brazil

⁷Also at The University of the State of Amazonas, Manaus, Brazil

⁸Also at University of Chinese Academy of Sciences, Beijing, China

⁹Also at Nanjing Normal University, Nanjing, China

¹⁰Now at The University of Iowa, Iowa City, Iowa, USA

¹¹Also at University of Chinese Academy of Sciences, Beijing, China

¹²Also at an institute or an international laboratory covered by a cooperation agreement with CERN

¹³Now at British University in Egypt, Cairo, Egypt

-
- ¹⁴Now at Cairo University, Cairo, Egypt
- ¹⁵Also at Purdue University, West Lafayette, Indiana, USA
- ¹⁶Also at Université de Haute Alsace, Mulhouse, France
- ¹⁷Also at Department of Physics, Tsinghua University, Beijing, China
- ¹⁸Also at Tbilisi State University, Tbilisi, Georgia
- ¹⁹Also at Erzincan Binali Yildirim University, Erzincan, Turkey
- ²⁰Also at University of Hamburg, Hamburg, Germany
- ²¹Also at RWTH Aachen University, III. Physikalisches Institut A, Aachen, Germany
- ²²Also at Isfahan University of Technology, Isfahan, Iran
- ²³Also at Bergische University Wuppertal (BUW), Wuppertal, Germany
- ²⁴Also at Brandenburg University of Technology, Cottbus, Germany
- ²⁵Also at Forschungszentrum Jülich, Juelich, Germany
- ²⁶Also at CERN, European Organization for Nuclear Research, Geneva, Switzerland
- ²⁷Also at Physics Department, Faculty of Science, Assiut University, Assiut, Egypt
- ²⁸Also at Karoly Robert Campus, MATE Institute of Technology, Gyongyos, Hungary
- ²⁹Also at Wigner Research Centre for Physics, Budapest, Hungary
- ³⁰Also at Institute of Physics, University of Debrecen, Debrecen, Hungary
- ³¹Also at Institute of Nuclear Research ATOMKI, Debrecen, Hungary
- ³²Now at Universitatea Babeş-Bolyai - Facultatea de Fizica, Cluj-Napoca, Romania
- ³³Also at Faculty of Informatics, University of Debrecen, Debrecen, Hungary
- ³⁴Also at Punjab Agricultural University, Ludhiana, India
- ³⁵Also at UPES - University of Petroleum and Energy Studies, Dehradun, India
- ³⁶Also at University of Visva-Bharati, Santiniketan, India
- ³⁷Also at University of Hyderabad, Hyderabad, India
- ³⁸Also at Indian Institute of Science (IISc), Bangalore, India
- ³⁹Also at Indian Institute of Technology (IIT), Mumbai, India
- ⁴⁰Also at IIT Bhubaneswar, Bhubaneswar, India
- ⁴¹Also at Institute of Physics, Bhubaneswar, India
- ⁴²Also at Deutsches Elektronen-Synchrotron, Hamburg, Germany
- ⁴³Now at Department of Physics, Isfahan University of Technology, Isfahan, Iran
- ⁴⁴Also at Sharif University of Technology, Tehran, Iran
- ⁴⁵Also at Department of Physics, University of Science and Technology of Mazandaran, Behshahr, Iran
- ⁴⁶Also at Helwan University, Cairo, Egypt
- ⁴⁷Also at Italian National Agency for New Technologies, Energy and Sustainable Economic Development, Bologna, Italy
- ⁴⁸Also at Centro Siciliano di Fisica Nucleare e di Struttura Della Materia, Catania, Italy
- ⁴⁹Also at Università degli Studi Guglielmo Marconi, Roma, Italy
- ⁵⁰Also at Scuola Superiore Meridionale, Università di Napoli 'Federico II', Napoli, Italy
- ⁵¹Also at Fermi National Accelerator Laboratory, Batavia, Illinois, USA
- ⁵²Also at Università di Napoli 'Federico II', Napoli, Italy
- ⁵³Also at Ain Shams University, Cairo, Egypt
- ⁵⁴Also at Consiglio Nazionale delle Ricerche - Istituto Officina dei Materiali, Perugia, Italy
- ⁵⁵Also at Riga Technical University, Riga, Latvia
- ⁵⁶Also at Department of Applied Physics, Faculty of Science and Technology, Universiti Kebangsaan Malaysia, Bangi, Malaysia
- ⁵⁷Also at Consejo Nacional de Ciencia y Tecnología, Mexico City, Mexico
- ⁵⁸Also at IRFU, CEA, Université Paris-Saclay, Gif-sur-Yvette, France
- ⁵⁹Also at Faculty of Physics, University of Belgrade, Belgrade, Serbia

- ⁶⁰Also at Trincomalee Campus, Eastern University, Sri Lanka, Nilaveli, Sri Lanka
- ⁶¹Also at INFN Sezione di Pavia, Università di Pavia, Pavia, Italy
- ⁶²Also at National and Kapodistrian University of Athens, Athens, Greece
- ⁶³Also at Ecole Polytechnique Fédérale Lausanne, Lausanne, Switzerland
- ⁶⁴Also at Universität Zürich, Zurich, Switzerland
- ⁶⁵Also at Stefan Meyer Institute for Subatomic Physics, Vienna, Austria
- ⁶⁶Also at Laboratoire d'Annecy-le-Vieux de Physique des Particules, IN2P3-CNRS, Annecy-le-Vieux, France
- ⁶⁷Also at Near East University, Research Center of Experimental Health Science, Mersin, Turkey
- ⁶⁸Also at Konya Technical University, Konya, Turkey
- ⁶⁹Also at Izmir Bakircay University, Izmir, Turkey
- ⁷⁰Also at Adiyaman University, Adiyaman, Turkey
- ⁷¹Also at Istanbul Gedik University, Istanbul, Turkey
- ⁷²Also at Necmettin Erbakan University, Konya, Turkey
- ⁷³Also at Bozok Universitetesi Rektörlüğü, Yozgat, Turkey
- ⁷⁴Also at Marmara University, Istanbul, Turkey
- ⁷⁵Also at Milli Savunma University, Istanbul, Turkey
- ⁷⁶Also at Kafkas University, Kars, Turkey
- ⁷⁷Also at Hacettepe University, Ankara, Turkey
- ⁷⁸Also at Istanbul University - Cerrahpasa, Faculty of Engineering, Istanbul, Turkey
- ⁷⁹Also at Ozyegin University, Istanbul, Turkey
- ⁸⁰Also at Vrije Universiteit Brussel, Brussel, Belgium
- ⁸¹Also at School of Physics and Astronomy, University of Southampton, Southampton, United Kingdom
- ⁸²Also at University of Bristol, Bristol, United Kingdom
- ⁸³Also at IPPP Durham University, Durham, United Kingdom
- ⁸⁴Also at Monash University, Faculty of Science, Clayton, Australia
- ⁸⁵Also at Università di Torino, Torino, Italy
- ⁸⁶Also at Bethel University, St. Paul, Minnesota, USA
- ⁸⁷Also at Karamanoğlu Mehmetbey University, Karaman, Turkey
- ⁸⁸Also at California Institute of Technology, Pasadena, California, USA
- ⁸⁹Also at United States Naval Academy, Annapolis, Maryland, USA
- ⁹⁰Also at University of Florida, Gainesville, Florida, USA
- ⁹¹Also at Bingol University, Bingol, Turkey
- ⁹²Also at Georgian Technical University, Tbilisi, Georgia
- ⁹³Also at Sinop University, Sinop, Turkey
- ⁹⁴Also at Erciyes University, Kayseri, Turkey
- ⁹⁵Also at Institute of Modern Physics and Key Laboratory of Nuclear Physics and Ion-beam Application (MOE) - Fudan University, Shanghai, China
- ⁹⁶Also at Texas A&M University at Qatar, Doha, Qatar
- ⁹⁷Also at Kyungpook National University, Daegu, Korea
- ⁹⁸Also at another institute or international laboratory covered by a cooperation agreement with CERN
- ⁹⁹Also at Yerevan Physics Institute, Yerevan, Armenia
- ¹⁰⁰Also at Imperial College, London, United Kingdom
- ¹⁰¹Also at Institute of Nuclear Physics of the Uzbekistan Academy of Sciences, Tashkent, Uzbekistan