

Search for heavy neutral leptons in electron-positron and neutral-pion final states with the MicroBooNE detector

P. Abratenko,³⁸ O. Alterkait,³⁸ D. Andrade Aldana,¹⁵ L. Arellano,²¹ J. Asaadi,³⁷ A. Ashkenazi,³⁵ S. Balasubramanian,¹² B. Baller,¹² G. Barr,²⁸ D. Barrow,²⁸ J. Barrow,^{22,35} V. Basque,¹² O. Benevides Rodrigues,¹⁵ S. Berkman,^{12,24} A. Bhandari,²¹ A. Bhat,⁷ M. Bhattacharya,¹² M. Bishai,³ A. Blake,¹⁸ B. Bogart,²³ T. Bolton,¹⁷ J. Y. Book,¹⁴ M. B. Brunetti,⁴¹ L. Camilleri,¹⁰ Y. Cao,²¹ D. Caratelli,⁴ F. Cavanna,¹² G. Cerati,¹² A. Chappell,⁴¹ Y. Chen,³¹ J. M. Conrad,²² M. Convery,³¹ L. Cooper-Troendle,²⁹ J. I. Crespo-Anadón,⁶ R. Cross,⁴¹ M. Del Tutto,¹² S. R. Dennis,⁵ P. Detje,⁵ A. Devitt,¹⁸ R. Diurba,² Z. Djurcic,¹ R. Dorrill,¹⁵ K. Duffy,²⁸ S. Dytman,²⁹ B. Eberly,³³ P. Englezos,³⁰ A. Ereditato,^{7,12} J. J. Evans,²¹ R. Fine,¹⁹ O. G. Finnerud,²¹ W. Foreman,¹⁵ B. T. Fleming,⁷ D. Franco,⁷ A. P. Furmanski,²⁵ F. Gao,⁴ D. Garcia-Gamez,¹³ S. Gardiner,¹² G. Ge,¹⁰ S. Gollapinni,¹⁹ E. Gramellini,²¹ P. Green,²⁸ H. Greenlee,¹² L. Gu,¹⁸ W. Gu,³ R. Guenette,²¹ P. Guzowski,²¹ L. Hagaman,⁷ O. Hen,²² C. Hilgenberg,²⁵ G. A. Horton-Smith,¹⁷ Z. Imani,³⁸ B. Irwin,²⁵ M. Ismail,²⁹ C. James,¹² X. Ji,²⁶ J. H. Jo,³ R. A. Johnson,⁸ Y.-J. Jwa,¹⁰ D. Kalra,¹⁰ N. Kamp,²² G. Karagiorgi,¹⁰ W. Ketchum,¹² M. Kirby,¹² T. Kobilarcik,¹² I. Kreslo,² M. B. Leibovitch,⁴ I. Lepetic,³⁰ J.-Y. Li,¹¹ K. Li,⁴² Y. Li,³ K. Lin,³⁰ B. R. Littlejohn,¹⁵ H. Liu,³ W. C. Louis,¹⁹ X. Luo,⁴ C. Mariani,⁴⁰ D. Marsden,²¹ J. Marshall,⁴¹ N. Martinez,¹⁷ D. A. Martinez Caicedo,³² S. Martynenko,³ A. Mastbaum,³⁰ I. Mawby,⁴¹ N. McConkey,³⁹ V. Meddage,¹⁷ J. Micallef,^{22,38} K. Miller,⁷ A. Mogan,⁹ T. Mohayai,^{12,16} M. Mooney,⁹ A. F. Moor,⁵ C. D. Moore,¹² L. Mora Lepin,²¹ M. M. Moudgalya,²¹ S. Mullerriababu,² D. Naples,²⁹ A. Navrer-Agasson,²¹ N. Nayak,³ M. Nebot-Guinot,¹¹ J. Nowak,¹⁸ N. Oza,¹⁰ O. Palamara,¹² N. Pallat,²⁵ V. Paolone,²⁹ A. Papadopoulou,¹ V. Papavassiliou,²⁷ H. B. Parkinson,¹¹ S. F. Pate,²⁷ N. Patel,¹⁸ Z. Pavlovic,¹² E. Piasetzky,³⁵ I. Pophale,¹⁸ X. Qian,³ J. L. Raaf,¹² V. Radeka,³ A. Raffique,¹ M. Reggiani-Guzzo,^{11,21} L. Ren,²⁷ L. Rochester,³¹ J. Rodriguez Rondon,³² M. Rosenberg,³⁸ M. Ross-Lonergan,¹⁹ C. Rudolf von Rohr,² I. Safa,¹⁰ G. Scanavini,⁴² D. W. Schmitz,⁷ A. Schukraft,¹² W. Seligman,¹⁰ M. H. Shaevitz,¹⁰ R. Sharankova,¹² J. Shi,⁵ E. L. Snider,¹² M. Soderberg,³⁴ S. Söldner-Rembold,²¹ J. Spitz,²³ M. Stancari,¹² J. St. John,¹² T. Strauss,¹² A. M. Szelc,¹¹ W. Tang,³⁶ N. Taniuchi,⁵ K. Terao,³¹ C. Thorpe,^{18,21} D. Torbunov,³ D. Totani,⁴ M. Toups,¹² Y.-T. Tsai,³¹ J. Tyler,¹⁷ M. A. Uchida,⁵ T. Usher,³¹ B. Viren,³ M. Weber,² H. Wei,²⁰ A. J. White,⁷ S. Wolbers,¹² T. Wongjirad,³⁸ M. Wospakrik,¹² K. Wresilo,⁵ W. Wu,²⁹ E. Yandel,⁴ T. Yang,¹² L. E. Yates,¹² H. W. Yu,³ G. P. Zeller,¹² J. Zennamo,¹² and C. Zhang³

(The MicroBooNE Collaboration)*

¹Argonne National Laboratory (ANL), Lemont, IL, 60439, USA

²Universität Bern, Bern CH-3012, Switzerland

³Brookhaven National Laboratory (BNL), Upton, NY, 11973, USA

⁴University of California, Santa Barbara, CA, 93106, USA

⁵University of Cambridge, Cambridge CB3 0HE, United Kingdom

⁶Centro de Investigaciones Energéticas, Medioambientales y Tecnológicas (CIEMAT), Madrid E-28040, Spain

⁷University of Chicago, Chicago, IL, 60637, USA

⁸University of Cincinnati, Cincinnati, OH, 45221, USA

⁹Colorado State University, Fort Collins, CO, 80523, USA

¹⁰Columbia University, New York, NY, 10027, USA

¹¹University of Edinburgh, Edinburgh EH9 3FD, United Kingdom

¹²Fermi National Accelerator Laboratory (FNAL), Batavia, IL 60510, USA

¹³Universidad de Granada, Granada E-18071, Spain

¹⁴Harvard University, Cambridge, MA 02138, USA

¹⁵Illinois Institute of Technology (IIT), Chicago, IL 60616, USA

¹⁶Indiana University, Bloomington, IN 47405, USA

¹⁷Kansas State University (KSU), Manhattan, KS, 66506, USA

¹⁸Lancaster University, Lancaster LA1 4YW, United Kingdom

¹⁹Los Alamos National Laboratory (LANL), Los Alamos, NM, 87545, USA

²⁰Louisiana State University, Baton Rouge, LA, 70803, USA

²¹The University of Manchester, Manchester M13 9PL, United Kingdom

²²Massachusetts Institute of Technology (MIT), Cambridge, MA, 02139, USA

²³University of Michigan, Ann Arbor, MI, 48109, USA

²⁴Michigan State University, East Lansing, MI 48824, USA

²⁵University of Minnesota, Minneapolis, MN, 55455, USA

²⁶Nankai University, Nankai District, Tianjin 300071, China

²⁷New Mexico State University (NMSU), Las Cruces, NM, 88003, USA

²⁸University of Oxford, Oxford OX1 3RH, United Kingdom

²⁹University of Pittsburgh, Pittsburgh, PA, 15260, USA

³⁰Rutgers University, Piscataway, NJ, 08854, USA

³¹SLAC National Accelerator Laboratory, Menlo Park, CA, 94025, USA

³²South Dakota School of Mines and Technology (SDSMT), Rapid City, SD, 57701, USA

³³University of Southern Maine, Portland, ME, 04104, USA

³⁴Syracuse University, Syracuse, NY, 13244, USA

³⁵Tel Aviv University, Tel Aviv, Israel, 69978

³⁶University of Tennessee, Knoxville, TN, 37996, USA

³⁷University of Texas, Arlington, TX, 76019, USA

³⁸Tufts University, Medford, MA, 02155, USA

³⁹University College London, London WC1E 6BT, United Kingdom

⁴⁰Center for Neutrino Physics, Virginia Tech, Blacksburg, VA, 24061, USA

⁴¹University of Warwick, Coventry CV4 7AL, United Kingdom

⁴²Wright Laboratory, Department of Physics, Yale University, New Haven, CT, 06520, USA

(Dated: October 12, 2023)

We present the first search for heavy neutral leptons (HNL) decaying into $\nu e^+ e^-$ or $\nu \pi^0$ final states in a liquid-argon time projection chamber using data collected with the MicroBooNE detector. The data were recorded synchronously with the NuMI neutrino beam from Fermilab's Main Injector corresponding to a total exposure of 7.01×10^{20} protons on target. We set upper limits at the 90% confidence level on the mixing parameter $|U_{\mu 4}|^2$ in the mass ranges $10 \leq m_{\text{HNL}} \leq 150$ MeV for the $\nu e^+ e^-$ channel and $150 \leq m_{\text{HNL}} \leq 245$ MeV for the $\nu \pi^0$ channel, assuming $|U_{e 4}|^2 = |U_{\tau 4}|^2 = 0$. These limits represent the most stringent constraints in the mass range $35 < m_{\text{HNL}} < 175$ MeV and the first constraints from a direct search for $\nu \pi^0$ decays.

Heavy neutral leptons (HNL) appear in minimal extensions of the standard model (SM) that can explain the origin of neutrino masses, the generation of the baryon asymmetry through leptogenesis, and the nature of dark matter [1]. They are introduced through an extension of the Pontecorvo-Maki-Nakagawa-Sakata (PMNS) matrix by adding heavy mass eigenstates that mix very weakly with the three active neutrino states. For a single HNL state, the extended PMNS matrix has the dimension 4×4 , which leads to four new parameters: the HNL mass m_{HNL} and three mixing parameters, $|U_{\alpha 4}|^2$ with $\alpha = e, \mu, \text{ or } \tau$. The HNL production and decay rates are suppressed by the elements $|U_{\alpha 4}|^2$ through mixing-mediated interactions with SM gauge bosons. A vibrant experimental program is dedicated to searching for HNLs and other feebly-interacting particles [2].

Here, we use data recorded with the MicroBooNE detector to perform a search for HNLs decaying to $\nu e^+ e^-$ or $\nu \pi^0$ final states. The MicroBooNE detector [3] is one of three liquid-argon time projection chambers (LArTPC) comprising the Fermilab short-baseline neutrino program [4]. The liquid-argon technology provides a powerful tool to search for signatures of physics beyond the SM as it allows us to fully reconstruct decays through its precision imaging capability. Since the two final states, $\nu e^+ e^-$ and $\nu \pi^0$ ($\pi^0 \rightarrow \gamma \gamma$), are topologically very similar, leading to two electromagnetic showers in the LArTPC, the search is performed within a single analysis framework.

The MicroBooNE detector recorded data between 2015 and 2021. It was simultaneously exposed on-axis to the booster neutrino beam (BNB) [5] and the off-axis neu-

trino beam from the main injector (NuMI) [6]. Only NuMI data are used for this search, since the higher average beam energy compared to the BNB leads to a higher kaon rate and therefore potentially more HNL production.

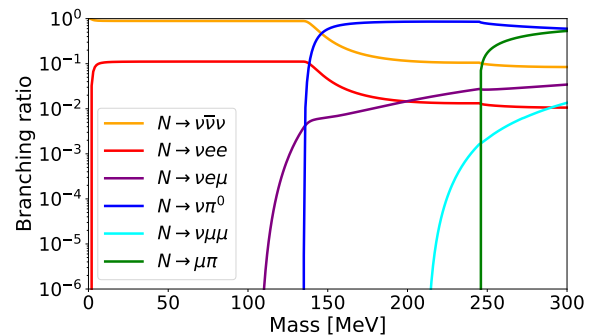


FIG. 1. Branching ratios for Majorana HNL decays with $|U_{\mu 4}|^2 > 0$ in the range $0 \leq m_{\text{HNL}} \leq 300$ MeV calculated with the equations of Ref. [7], assuming $|U_{e 4}|^2 = |U_{\tau 4}|^2 = 0$. Both conjugations of charged leptons are included in the relevant channels.

We assume that the HNLs are produced in an absorber, made from aluminium, steel, and concrete, which is located ≈ 725 m downstream from the NuMI beam's graphite target and ≈ 104 m from the MicroBooNE detector [6]. Approximately 13% of the beam protons reach the absorber and produce K^+ mesons that can decay at rest into HNLs through the process $K^+ \rightarrow \mu^+ N$, while most of the K^- mesons are absorbed. If the HNL lifetime is sufficiently long, the HNLs could reach the Micro-

BooNE detector and decay into SM particles within the argon volume. Decays in the absorber are expected to produce $\approx 2/3$ of all HNLs from the NuMI beam that reach the TPC. Due to the absorber location, the HNLs would enter the detector at an angle to the beam neutrinos, which significantly improves background rejection [8].

The kinematic distributions of the final state particles in the HNL decay depend on m_{HNL} , the kinetic energy of the HNL, and whether the HNL is assumed to be a Dirac or Majorana particle. We encode the production and decay properties of the HNL using the equations in Ref. [7] in a simulation code developed for MicroBooNE's previous HNL search [8]. We also validated the simulation with a recent implementation of HNL kinematics in the GENIE generator [9]. The branching ratios for $m_{\text{HNL}} < 300$ MeV are shown in Fig. 1. We assume $|U_{e4}|^2 = |U_{\tau 4}|^2 = 0$ as $|U_{e4}|^2$ is already severely constrained [2] and $|U_{\tau 4}|^2$ is not kinematically accessible. Neglecting the “invisible” decay $N \rightarrow 3\nu$, the decays into νe^+e^- final states dominate for m_{HNL} values below the mass of the π^0 meson, and the $\nu\pi^0$ final states dominate above. We generate samples for different m_{HNL} , and in the νe^+e^- and $\nu\pi^0$ final states, to cover the full range of accessible model parameters.

We use NuMI data corresponding to 7.01×10^{20} protons on target (POT), which were taken in two operating modes, forward horn current (FHC) with 2.00×10^{20} POT (Run 1) and reverse horn current (RHC) with 5.01×10^{20} POT (Run 3). The two data sets are analyzed separately to account for differences in neutrino flux and detector configuration. We assume equal rates of K^+ production for the two horn polarities [10].

We select a “beam-on” data sample to search for an HNL signal where the event triggers coincide with the NuMI beam. Such beam-on events are frequently triggered by a cosmic ray and not a neutrino interaction. This type of event is modeled by selecting a “beam-off” sample collected under identical trigger conditions but when no neutrino beam is present. The “beam-off” sample is scaled so that its normalization corresponds to the number of beam spills of the beam-on sample. Neutrino-induced background from the NuMI beam is modeled using a Monte Carlo (MC) simulation [11], with cosmic rays and noise from data overlaid on the simulation. The “in-cryostat ν ” sample contains interactions of neutrinos with the argon inside the cryostat, and the “out-of-cryostat ν ” sample describes interactions with the detector structure and surrounding material.

We reconstruct neutrino interactions and cosmic rays within the argon with a chain of pattern-recognition algorithms, implemented using the Pandora Software Development Kit (SDK) [12, 13]. Hits are formed from the waveforms read out by three anode wire planes – two induction planes and one charge collection plane. We then group hits into slices to isolate neutrino interactions

and cosmic rays. Slices are reconstructed under both hypotheses, and a support vector machine then calculates a “topological score” to classify slices as either a neutrino interaction or cosmic ray. We select events with exactly one neutrino slice to examine them for candidate HNLs.

“Objects” are then reconstructed either as a track, as expected for a minimum ionising particle, or a shower, consistent with being an electron or photon. The distinction between tracks and showers is performed using a “track score” that mainly relies on the profile of the charge deposition, the range, and topological information.

The start and end points of all objects associated with the slice must lie within the TPC's fiducial volume [14], and the fraction of reconstructed hits in the slice contained within the fiducial volume has to be > 0.9 . The energy of all the objects in the slice, E_{sl} , is reconstructed from the charge read-out on the TPC's charge collection plane. We require $E_{\text{sl}} < 500$ MeV as the energy deposited from the decays of HNLs with a mass $m_{\text{HNL}} < 245$ MeV is expected to be lower than for most beam or cosmic-ray events.

Light flashes are reconstructed from the waveforms of an array of 32 photomultiplier tubes. We require that the time of the largest flash in a $23 \mu\text{s}$ window surrounding the NuMI beam trigger coincides with the NuMI beam spill of $\approx 10\mu\text{s}$. A cosmic ray tagger (CRT) surrounding the cryostat was installed about midway through MicroBooNE operations [15]. If there is a hit recorded by the CRT within $1 \mu\text{s}$ of the flash for the Run 3 (RHC) sample, the event is identified as a cosmic ray and is rejected [16]. The CRT is not used for the Run 1 (FHC) data set as it was not yet operational at that time. To further reduce cosmic-ray background, we require the “flash match score” to be < 15 . This is calculated as a χ^2 value by comparing the light signals in the PMTs to the expected PMT signals assuming the recorded charge is due to a neutrino interaction.

TABLE I. Numbers of events that remain after preselection normalized to the POT for the two data samples. The percentages are the contributions of each sample to the sum of the background predictions.

Sample	Run 1 (FHC)	Run 3 (RHC)
POT	2.00×10^{20}	5.01×10^{20}
Beam-off	3548 (46%)	3597 (33%)
In-cryostat ν	3607 (47%)	6805 (63%)
Out-of-cryostat ν	567 (7%)	464 (4%)
Sum of predictions	7722	10866
Beam-on (data)	7598	11282
Data/prediction	0.98	1.04

Table I shows the effect of the preselection requirements for the background samples. The signal efficiency

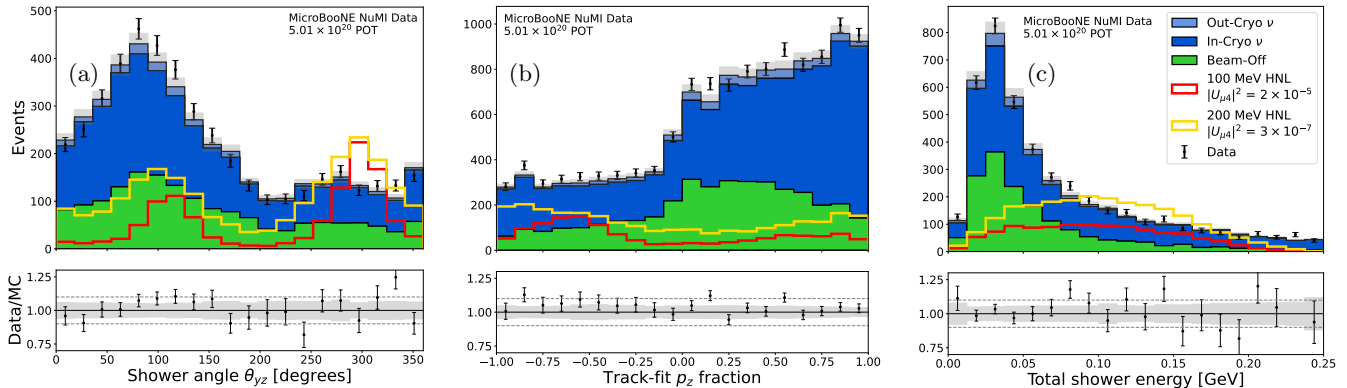


FIG. 2. BDT input variables after the preselection for Run 3 (RHC) data: (a) shower angle θ_{yz} with respect to the y axis projected on the yz plane, (b) track-fit z momentum fraction, and (c) the total shower energy for data and the background prediction. The signal distributions for $N \rightarrow \nu e^+ e^-$ decays with $m_{\text{HNL}} = 100$ MeV and $N \rightarrow \nu \pi^0$ decays with $m_{\text{HNL}} = 200$ MeV are normalized to $|U_{\mu 4}|^2 = 2 \times 10^{-5}$ and $|U_{\mu 4}|^2 = 3 \times 10^{-7}$, respectively. The gray band indicates the quadrature sum of all uncertainties on the background expectation.

after preselection is $\approx 35\%$ for the different m_{HNL} and final states, while we retain $\approx 4\%$ of the in-cryostat neutrino interactions. The contribution of the beam-off and out-of-cryostat ν events to the background sample is significantly smaller for Run 3 compared to Run 1, since the CRT improves the rejection of these classes of events. The numbers of data events after the preselection agree well, within (2–4)%, with the sum of the predictions from the three main background sources.

At this stage of the selection, we use XGBoost [17] to train boosted decision trees (BDTs) that optimize the discrimination between signal and background in this selected sample. A separate training is performed for each mass point, final state, and data set (FHC/RHC). We reduce the number of input variables to 20 from a potential set of several hundred variables by training BDT models on the full set of variables and then identifying the variables with the largest impact that are common to all tested HNL model parameters.

As variables defined for the event (slice), we use the multiplicity of objects, the track multiplicity, the total energy measured from all tracks, the total energy measured from all showers, the total energy, the energy of the highest energy track, the topological and flash match scores; the energy deposited in the first 4 cm of the highest energy shower, and the shower angle θ_{yz} , which is the average direction of all showers calculated with respect to the y axis projected onto the yz plane.

We also use the number of hits on each of the three wire planes associated with the highest-energy object and the object’s track score, where the highest energy object is determined by the associated number of hits on the wires of the collection plane.

The final set of variables use angular information for

the highest energy object: the polar angles, the azimuthal angles, and the z -momentum fractions, calculated as the ratio of the momentum component in the z coordinate over the total object momentum. These angular variables are calculated twice for each object by fitting it as track and as a shower.

If there is no track or shower, some variables are treated as missing in the BDT by using a placeholder. The distributions in Fig. 2 show the shower angle θ_{yz} , the track-fit z momentum fraction, and the total shower energy for data and the background prediction in Run 3. These variables were found, during BDT training procedures, to be amongst the most sensitive to an HNL signal. Momenta of particles produced in neutrino interactions predominantly point in the $+z$ direction, whereas signal is more clustered around $-z$. The shower angle for signal has two peaks, depending on whether the start and end point of the shower are correctly identified. Since the BDT uses the information of all variables, such incorrectly reconstructed events can still be identified as signal.

The background contributing to the BDT score distribution shown in Fig. 3 is expected to be dominated by in-cryostat ν interactions. The BDT identifies and rejects most charged-current ν_μ interactions. For BDT scores > 3 , about 40% of the simulated in-cryostat ν events are neutral-current interactions producing π^0 mesons, as this topology resembles the $N \rightarrow \nu e^+ e^-$ and $N \rightarrow \nu \pi^0$ decays.

To determine the sensitivity to a possible HNL signal, we evaluate systematic uncertainties that could modify the BDT score distributions for signal and background [18]. For the in-cryostat ν background, we consider the impact of the flux simulation, the neutrino-

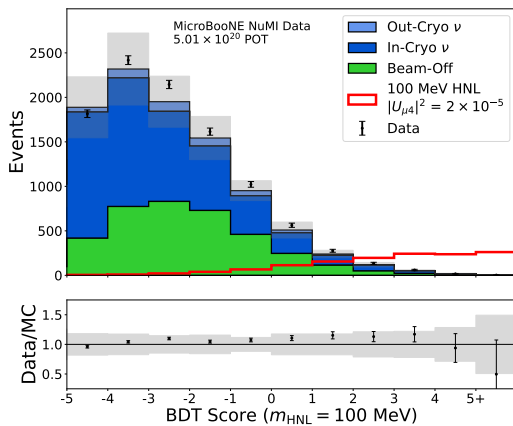


FIG. 3. BDT score distribution for the model trained with $N \rightarrow \nu e^+ e^-$ decays at $m_{\text{HNL}} = 100$ MeV, compared to Run 3 (RHC) data. The signal distribution is normalized to $|U_{\mu 4}|^2 = 2 \times 10^{-5}$. The gray band indicates the quadrature sum of all uncertainties on the background expectation.

argon cross-section modeling, hadron interactions with argon, and detector modeling. The beam-off sample is taken from data and therefore has no associated systematic uncertainties other than the statistical fluctuations in the sample. The impact of the normalization uncertainty on the out-of-cryostat ν sample is negligible, as the contribution to the final sample is small [8].

The dominant uncertainty on the background in the signal region at high BDT scores is due to the statistical uncertainty of the samples, since most of the background has been rejected. We therefore extrapolate systematic uncertainties from higher-statistics regions of the BDT score distribution to the signal region. The quadrature sum of the background detector modelling uncertainty is taken to be 30%.

The dominant contribution to the systematic uncertainty on the signal sample arises from the rate of kaon production at rest in the NuMI absorber. It is taken to be $\pm 30\%$ based on the evaluation by the MiniBooNE collaboration [10]. The sum of the detector-related systematic uncertainties is (10–20)%. The systematic uncertainties are separately evaluated for all signal parameters used in the BDT training, with consistent results. Due to the higher number of POTs and the better cosmic-ray rejection of the CRT, the signal sensitivity is dominated by the Run 3 data set.

The BDT score distributions are used to derive limits on $|U_{\mu 4}|^2$ for the different model parameters. We use the `pyhf` algorithm [19], which is an implementation of a statistical model to estimate confidence intervals for multi-bin histograms, based on the asymptotic formulas of Ref. [20]. The formalism allows for the treatment of systematic uncertainties through use of profile likelihood ratios. The results are validated with the modified fre-

quentist CL_s calculation of the COLLIE program [21]. The `pyhf` code scans over a range of scaling parameters for the signal normalization and returns an interpolated value of the scaling parameter that corresponds to the 90% confidence level ($\text{CL}_s = 0.1$). The BDT distributions for each run period (Run 1 and Run 3) enter the limit setting as separate channels before their likelihoods are combined. The statistical uncertainties on signal and background are uncorrelated, whereas the systematic uncertainties on the flux and out-of-cryostat ν normalization are taken as fully correlated between the run periods. We studied the impact of the other systematic uncertainties with different assumptions about their correlations and determined that this choice has only a small impact on the result. Using BDT models trained with neighboring mass points shows no significant deterioration of sensitivity.

TABLE II. The 90% CL observed and median expected limits on $|U_{\mu 4}|^2$ as a function of m_{HNL} assuming a Majorana state.

m_{HNL} (MeV)	Observed	Limit $ U_{\mu 4} ^2$	
		Median	Standard deviation
$\nu e^+ e^-$			
10	3.32×10^{-3}	3.59×10^{-3}	$2.92\text{--}4.52 \times 10^{-3}$
20	3.82×10^{-4}	3.94×10^{-4}	$3.18\text{--}5.02 \times 10^{-4}$
50	2.96×10^{-5}	2.86×10^{-5}	$2.36\text{--}3.55 \times 10^{-5}$
100	2.94×10^{-6}	3.16×10^{-6}	$2.61\text{--}3.92 \times 10^{-6}$
150	5.99×10^{-7}	7.71×10^{-7}	$6.30\text{--}9.71 \times 10^{-7}$
$\nu \pi^0$			
150	2.15×10^{-7}	2.25×10^{-7}	$1.86\text{--}2.79 \times 10^{-7}$
180	7.01×10^{-8}	6.87×10^{-8}	$5.64\text{--}8.56 \times 10^{-8}$
200	3.95×10^{-8}	4.43×10^{-8}	$3.65\text{--}5.51 \times 10^{-8}$
220	3.97×10^{-8}	3.62×10^{-8}	$3.00\text{--}4.46 \times 10^{-8}$
240	2.67×10^{-8}	2.71×10^{-8}	$2.23\text{--}3.36 \times 10^{-8}$
245	2.26×10^{-8}	2.29×10^{-8}	$1.87\text{--}2.85 \times 10^{-8}$

The observed limits for the model parameters tested, given in Table II, are all within 2 standard deviations of the median expected limit. A linear interpolation is performed between the tested m_{HNL} hypotheses, which slightly underestimates the sensitivity in the interpolation regions. Since we find the effect of differing kinematics on the limits to be small, the corresponding limit on the Dirac states are reduced by a global factor of $\approx \sqrt{2}$.

We compare our results for Majorana HNLs with existing constraints on $|U_{\mu 4}|^2$ in Fig. 4. Decays of stopped pions in the process $\pi^+ \rightarrow \mu^+ \nu$ are sensitive to the range $m_{\text{HNL}} < m_\pi - m_\mu$. Such searches have been performed at the Swiss National Institute (SIN) in the mass range $1 < m_{\text{HNL}} < 16$ MeV [22] and by the PIENU Collaboration for $15.7 < m_{\text{HNL}} < 33.8$ MeV [23]. The muon spectrum measured in stopped $K^+ \rightarrow \mu^+ \nu$ decays ($K_{2\mu}$) has been used to set limits in the mass range $70 < m_{\text{HNL}} < 300$ MeV with the E89 experiment at KEK [24], in the range $175 < m_{\text{HNL}} < 300$ MeV with the E949 experiment at the Brookhaven National Laboratory (BNL) [25], and $200 < m_{\text{HNL}} < 384$ MeV by

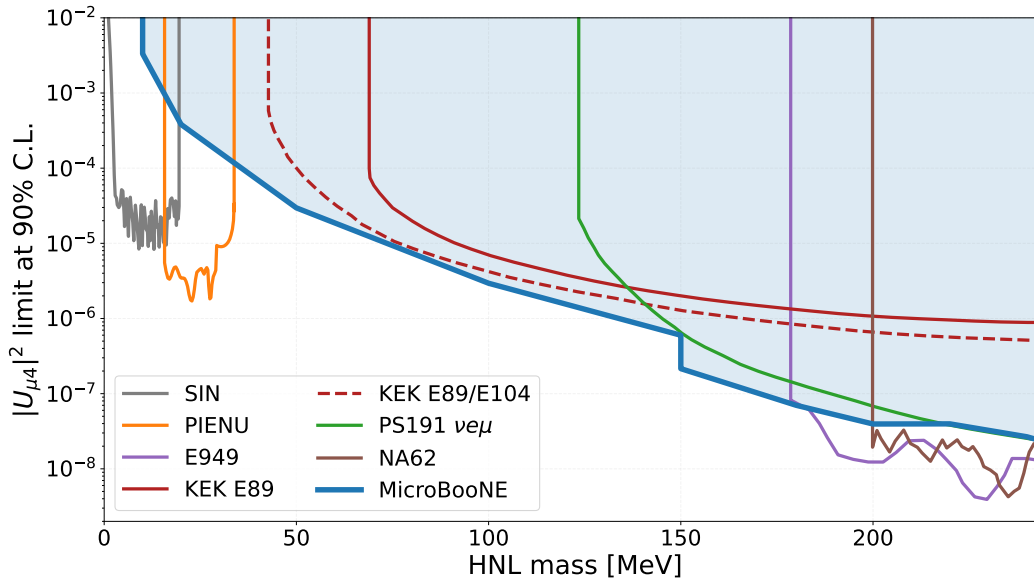


FIG. 4. Limits on $|U_{\mu 4}|^2$ at the 90% CL as function of mass for a Majorana HNL in the ranges $10 < m_{\text{HNL}} < 150$ MeV ($N \rightarrow \nu e^+ e^-$) and $150 < m_{\text{HNL}} < 245$ MeV ($N \rightarrow \nu \pi^0$). We use a linear interpolation between the tested m_{HNL} hypotheses. The discontinuity at $m_{\text{HNL}} = 150$ MeV is due to the change in decay channel from $\nu e^+ e^-$ to $\nu \pi^0$. The constraints are compared to the published results of the SIN [22], PIENU [23], KEK-E89 [24], BNL-E949 [25], NA62 [26] and PS191 [27] collaborations. The unpublished limit using the KEK-E89/E104 data [28] is shown as dashed line.

the NA62 experiment at CERN [26]. An update of the KEK-E89 result was reported in proceedings [28], extending the sensitivity to $m_{\text{HNL}} > 40$ MeV, which left the mass range $33.8 < m_{\text{HNL}} < 40$ MeV uncovered. The PS191 experiment [27] was specifically designed to search for massive decaying neutrinos in the CERN-PS proton beam. Its search for $N \rightarrow \nu \mu e$ decays constrains $|U_{\mu 4}|^2$ in the range $m_{\text{HNL}} > m_\mu$. Critical discussions of the PS191 results can be found in Refs. [29, 30].

In this letter, we use NuMI beam data recorded with the MicroBooNE detector to derive the most stringent constraints on $|U_{\mu 4}|^2$ for the mass range $34 < m_{\text{HNL}} < 175$ MeV. It is also the first search for HNLs in $\nu \pi^0$ and $\nu e^+ e^-$ final states using a LArTPC and the first ever result reported for HNL decays into $\nu \pi^0$. When combined with the MicroBooNE limits on HNL decays into $\mu \pi$ pairs [8], our results now cover the full mass range $10 < m_{\text{HNL}} < 385$ MeV that is kinematically accessible from kaons produced by the NuMI beam.

This document was prepared by the MicroBooNE collaboration using the resources of the Fermi National Accelerator Laboratory (Fermilab), a U.S. Department of Energy, Office of Science, HEP User Facility. Fermilab is managed by Fermi Research Alliance, LLC (FRA), acting under Contract No. DE-AC02-07CH11359. MicroBooNE is supported by the following: the U.S. Department of Energy, Office of Science, Offices of High Energy Physics and Nuclear Physics; the U.S. National Science Foundation; the Swiss National Science Foundation;

the Science and Technology Facilities Council (STFC), part of the United Kingdom Research and Innovation; the Royal Society (United Kingdom); the UK Research and Innovation (UKRI) Future Leaders Fellowship; and the NSF AI Institute for Artificial Intelligence and Fundamental Interactions. Additional support for the laser calibration system and cosmic ray tagger was provided by the Albert Einstein Center for Fundamental Physics, Bern, Switzerland. We also acknowledge the contributions of technical and scientific staff to the design, construction, and operation of the MicroBooNE detector as well as the contributions of past collaborators to the development of MicroBooNE analyses, without whom this work would not have been possible. For the purpose of open access, the authors have applied a Creative Commons Attribution (CC BY) public copyright license to any Author Accepted Manuscript version arising from this submission.

* microboone_info@fnal.gov

- [1] A. M. Abdullahi *et al.*, The present and future status of heavy neutral leptons, *J. Phys. G* **50**, 020501 (2023).
- [2] C. Antel *et al.*, Feebly Interacting Particles: FIPs 2022 workshop report, in *Workshop on Feebly-Interacting Particles (2023)* arXiv:2305.01715 [hep-ph].
- [3] R. Acciarri *et al.* (MicroBooNE Collaboration), Design and construction of the MicroBooNE detector, *J. In-*

- strum. **12** (02), P02017.
- [4] P. A. Machado, O. Palamara, and D. W. Schmitz, The Short-Baseline Neutrino Program at Fermilab, *Ann. Rev. Nucl. Part. Sci.* **69** (2019).
- [5] A. A. Aguilar-Arevalo *et al.* (MiniBooNE Collaboration), The neutrino flux prediction at MiniBooNE, *Phys. Rev. D* **79**, 072002 (2009).
- [6] P. Adamson *et al.*, The NuMI neutrino beam, *Nucl. Instrum. Meth.* **A806**, 279 (2016).
- [7] P. Ballett, T. Boschi, and S. Pascoli, Heavy Neutral Leptons from low-scale seesaws at the DUNE Near Detector, *J. High Energy Phys.* **03**, 111.
- [8] P. Abratenko *et al.* (MicroBooNE Collaboration), Search for long-lived heavy neutral leptons and Higgs portal scalars decaying in the MicroBooNE detector, *Phys. Rev. D* **106**, 092006 (2022).
- [9] K.-J. Plows and X. Lu, Modeling heavy neutral leptons in accelerator beamlines, *Phys. Rev. D* **107**, 055003 (2023).
- [10] A. A. Aguilar-Arevalo *et al.* (MiniBooNE Collaboration), First Measurement of Monoenergetic Muon Neutrino Charged Current Interactions, *Phys. Rev. Lett.* **120**, 141802 (2018).
- [11] C. Andreopoulos *et al.*, The GENIE Neutrino Monte Carlo Generator: Physics and User Manual, arXiv:1510.05494 [hep-ph] (2015), we use v2.8.6d.
- [12] J. S. Marshall and M. A. Thomson, The Pandora Software Development Kit for Pattern Recognition, *Eur. Phys. J.* **C75**, 439 (2015).
- [13] R. Acciarri *et al.* (MicroBooNE Collaboration), The Pandora multi-algorithm approach to automated pattern recognition of cosmic-ray muon and neutrino events in the MicroBooNE detector, *Eur. Phys. J. C* **78**, 82 (2018), we use v03_14_04_01 of the Pandora LArTPC algorithms.
- [14] The MicroBooNE coordinate system is right-handed. The x axis points along the negative drift direction, the y axis vertically upward, and the z axis along the direction of the BNB beam. The polar angle θ is defined with respect to the z axis, and the azimuthal angle ϕ with respect to the x axis. The yz plane is the charge collection plane. The TPC's fiducial volume is defined by $9 < x < 253$ cm, $|y| < 112$ cm, and $14 < z < 1020$ cm.
- [15] C. Adams *et al.* (MicroBooNE Collaboration), Design and construction of the MicroBooNE Cosmic Ray Tagger system, *J. Instrum.* **14** (04), P04004.
- [16] P. Abratenko *et al.* (MicroBooNE Collaboration), Measurement of differential cross sections for ν_μ -Ar charged-current interactions with protons and no pions in the final state with the MicroBooNE detector, *Phys. Rev. D* **102**, 112013 (2020), see Sect. IV-C.
- [17] T. Chen and C. Guestrin, XGBoost: A scalable tree boosting system, in *Proc. of the 22nd ACM SIGKDD International Conference on Knowledge Discovery and Data Mining*, KDD '16 (ACM, New York, NY, USA, 2016) pp. 785–794.
- [18] D. Marsden, *Search for heavy neutral leptons in electron-positron and neutral-pion final states with the MicroBooNE detector*, Ph.D. thesis, University of Manchester (September 2023).
- [19] L. Heinrich, M. Feickert, G. Stark, and K. Cranmer, pyhf: pure-python implementation of histfactory statistical models, *Journal of Open Source Software* **6**, 2823 (2021).
- [20] G. Cowan, K. Cranmer, E. Gross, and O. Vitells, Asymptotic formulae for likelihood-based tests of new physics, *Eur. Phys. J. C* **71**, 1554 (2011), [Erratum: *Eur. Phys. J. C* **73**, 2501 (2013)].
- [21] W. Fisher (DØ Collaboration), Systematics and limit calculations, FERMILAB-TM-2386-E, 10.2172/923070 (2006).
- [22] M. Daum, P.-R. Kettle, B. Jost, R. M. Marshall, R. C. Minehart, W. A. Stephens, and K. O. H. Ziock, Search for Admixtures of Massive Neutrinos in the Decay $\pi^+ \rightarrow \mu^+$ Neutrino, *Phys. Rev. D* **36**, 2624 (1987).
- [23] A. Aguilar-Arevalo *et al.* (PIENU Collaboration), Search for heavy neutrinos in $\pi \rightarrow \mu\nu$ decay, *Phys. Lett. B* **798**, 134980 (2019).
- [24] R. S. Hayano *et al.*, Heavy Neutrino Search using $K_{\mu 2}$ Decay, *Phys. Rev. Lett.* **49**, 1305 (1982).
- [25] A. V. Artamonov *et al.* (E949 Collaboration), Search for heavy neutrinos in $K^+ \rightarrow \mu^+ \nu_H$ decays, *Phys. Rev. D* **91**, 052001 (2015), [Erratum: *Phys. Rev. D* **91**, no.5, 059903 (2015)].
- [26] E. Cortina Gil *et al.* (NA62 Collaboration), Search for K^+ decays to a muon and invisible particles, *Phys. Lett. B* **816**, 136259 (2021).
- [27] G. Bernardi *et al.*, Further limits on heavy neutrino couplings, *Phys. Lett.* **B203**, 332 (1988).
- [28] T. Yamazaki *et al.*, Search for Heavy Neutrinos in Kaon Decay, in *Proc. of the 22nd International Conference on High Energy Physics*, ICHEP, Vol. 840719, edited by A. Meyer and E. Wieczorek (1984) p. 262.
- [29] C. A. Argüelles, N. Foppiani, and M. Hostert, Heavy neutral leptons below the kaon mass at hodoscopic neutrino detectors, *Phys. Rev. D* **105**, 095006 (2022).
- [30] D. Gorbunov, I. Krasnov, and S. Suvorov, Revisiting PS191 limits on sterile neutrinos, *Phys. Lett. B* **830**, 137173 (2022).