

Measurement of $Z/\gamma^* + \text{jet} + X$ angular distributions in $p\bar{p}$ collisions at $\sqrt{s} = 1.96$ TeV

V.M. Abazov³⁷, B. Abbott⁷⁵, M. Abolins⁶⁵, B.S. Acharya³⁰, M. Adams⁵¹, T. Adams⁴⁹, E. Aguilo⁶, M. Ahsan⁵⁹, G.D. Alexeev³⁷, G. Alkhazov⁴¹, A. Alton^{64,a}, G. Alverson⁶³, G.A. Alves², L.S. Ancu³⁶, M.S. Anzelc⁵³, M. Aoki⁵⁰, Y. Arnoud¹⁴, M. Arov⁶⁰, M. Arthaud¹⁸, A. Askew^{49,b}, B. Åsman⁴², O. Atramentov^{49,b}, C. Avila⁸, J. BackusMayer⁸², F. Badaud¹³, L. Bagby⁵⁰, B. Baldin⁵⁰, D.V. Bandurin⁵⁹, S. Banerjee³⁰, E. Barberis⁶³, A.-F. Barfuss¹⁵, P. Bargassa⁸⁰, P. Baringer⁵⁸, J. Barreto², J.F. Bartlett⁵⁰, U. Bassler¹⁸, D. Bauer⁴⁴, S. Beale⁶, A. Bean⁵⁸, M. Begalli³, M. Begel⁷³, C. Belanger-Champagne⁴², L. Bellantoni⁵⁰, A. Bellavance⁵⁰, J.A. Benitez⁶⁵, S.B. Beri²⁸, G. Bernardi¹⁷, R. Bernhard²³, I. Bertram⁴³, M. Besançon¹⁸, R. Beuselinck⁴⁴, V.A. Bezzubov⁴⁰, P.C. Bhat⁵⁰, V. Bhatnagar²⁸, G. Blazey⁵², S. Blessing⁴⁹, K. Bloom⁶⁷, A. Boehnlein⁵⁰, D. Boline⁶², T.A. Bolton⁵⁹, E.E. Boos³⁹, G. Borissov⁴³, T. Bose⁶², A. Brandt⁷⁸, R. Brock⁶⁵, G. Brooijmans⁷⁰, A. Bross⁵⁰, D. Brown¹⁹, X.B. Bu⁷, D. Buchholz⁵³, M. Buehler⁸¹, V. Buescher²², V. Bunichev³⁹, S. Burdin^{43,c}, T.H. Burnett⁸², C.P. Buszello⁴⁴, P. Calfayan²⁶, B. Calpas¹⁵, S. Calvet¹⁶, J. Cammin⁷¹, M.A. Carrasco-Lizarraga³⁴, E. Carrera⁴⁹, W. Carvalho³, B.C.K. Casey⁵⁰, H. Castilla-Valdez³⁴, S. Chakrabarti⁷², D. Chakraborty⁵², K.M. Chan⁵⁵, A. Chandra⁴⁸, E. Cheu⁴⁶, D.K. Cho⁶², S.W. Cho³², S. Choi³³, B. Choudhary²⁹, T. Christoudias⁴⁴, S. Cihangir⁵⁰, D. Claes⁶⁷, J. Clutter⁵⁸, M. Cooke⁵⁰, W.E. Cooper⁵⁰, M. Corcoran⁸⁰, F. Couderc¹⁸, M.-C. Cousinou¹⁵, D. Cutts⁷⁷, M. Ćwiok³¹, A. Das⁴⁶, G. Davies⁴⁴, K. De⁷⁸, S.J. de Jong³⁶, E. De La Cruz-Burelo³⁴, K. DeVaughan⁶⁷, F. Déliot¹⁸, M. Demarteau⁵⁰, R. Demina⁷¹, D. Denisov⁵⁰, S.P. Denisov⁴⁰, S. Desai⁵⁰, H.T. Diehl⁵⁰, M. Diesburg⁵⁰, A. Dominguez⁶⁷, T. Dorland⁸², A. Dubey²⁹, L.V. Dudko³⁹, L. Duflot¹⁶, D. Duggan⁴⁹, A. Duperrin¹⁵, S. Dutt²⁸, A. Dyshkant⁵², M. Eads⁶⁷, D. Edmunds⁶⁵, J. Ellison⁴⁸, V.D. Elvira⁵⁰, Y. Enari⁷⁷, S. Eno⁶¹, M. Escalier¹⁵, H. Evans⁵⁴, A. Evdokimov⁷³, V.N. Evdokimov⁴⁰, G. Facini⁶³, A.V. Ferapontov⁵⁹, T. Ferbel^{61,71}, F. Fiedler²⁵, F. Filthaut³⁶, W. Fisher⁵⁰, H.E. Fisk⁵⁰, M. Fortner⁵², H. Fox⁴³, S. Fu⁵⁰, S. Fuess⁵⁰, T. Gadfort⁷⁰, C.F. Galea³⁶, A. Garcia-Bellido⁷¹, V. Gavrilov³⁸, P. Gay¹³, W. Geist¹⁹, W. Geng^{15,65}, C.E. Gerber⁵¹, Y. Gershtein^{49,b}, D. Gillberg⁶, G. Ginter^{50,71}, B. Gómez⁸, A. Goussiou⁸², P.D. Grannis⁷², S. Greder¹⁹, H. Greenlee⁵⁰, Z.D. Greenwood⁶⁰, E.M. Gregores⁴, G. Grenier²⁰, Ph. Gris¹³, J.-F. Grivaz¹⁶, A. Grohsjean¹⁸, S. Grünendahl⁵⁰, M.W. Grünewald³¹, F. Guo⁷², J. Guo⁷², G. Gutierrez⁵⁰, P. Gutierrez⁷⁵, A. Haas⁷⁰, P. Haefner²⁶, S. Hagopian⁴⁹, J. Haley⁶⁸, I. Hall⁶⁵, R.E. Hall⁴⁷, L. Han⁷, K. Harder⁴⁵, A. Harel⁷¹, J.M. Hauptman⁵⁷, J. Hays⁴⁴, T. Hebbeker²¹, D. Hedin⁵², J.G. Hegeman³⁵, A.P. Heinson⁴⁸, U. Heintz⁶², C. Hensel²⁴, I. Heredia-De La Cruz³⁴, K. Herner⁶⁴, G. Hesketh⁶³, M.D. Hildreth⁵⁵, R. Hirosky⁸¹, T. Hoang⁴⁹, J.D. Hobbs⁷², B. Hoeneisen¹², M. Hohlfeld²², S. Hossain⁷⁵, P. Houben³⁵, Y. Hu⁷², Z. Hubacek¹⁰, N. Huske¹⁷, V. Hynek¹⁰, I. Iashvili⁶⁹, R. Illingworth⁵⁰, A.S. Ito⁵⁰, S. Jabeen⁶², M. Jaffré¹⁶, S. Jain⁷⁵, K. Jakobs²³, D. Jamin¹⁵, R. Jesik⁴⁴, K. Johns⁴⁶, C. Johnson⁷⁰, M. Johnson⁵⁰, D. Johnston⁶⁷, A. Jonckheere⁵⁰, P. Jonsson⁴⁴, A. Juste⁵⁰, E. Kajfasz¹⁵, D. Karmanov³⁹, P.A. Kasper⁵⁰, I. Katsanos⁶⁷, V. Kaushik⁷⁸, R. Kehoe⁷⁹, S. Kermiche¹⁵, N. Khalatyan⁵⁰, A. Khanov⁷⁶, A. Kharchilava⁶⁹, Y.N. Kharzheev³⁷, D. Khatidze⁷⁷, M.H. Kirby⁵³, M. Kirsch²¹, B. Klima⁵⁰, J.M. Kohli²⁸, J.-P. Konrath²³, A.V. Kozelov⁴⁰, J. Kraus⁶⁵, T. Kuhl²⁵, A. Kumar⁶⁹, A. Kupco¹¹, T. Kurča²⁰, V.A. Kuzmin³⁹, J. Kvita⁹, F. Lacroix¹³, D. Lam⁵⁵, S. Lammers⁵⁴, G. Landsberg⁷⁷, P. Lebrun²⁰, H.S. Lee³², W.M. Lee⁵⁰, A. Leflat³⁹, J. Lellouch¹⁷, L. Li⁴⁸, Q.Z. Li⁵⁰, S.M. Lietti⁵, J.K. Lim³², D. Lincoln⁵⁰, J. Linnemann⁶⁵, V.V. Lipaev⁴⁰, R. Lipton⁵⁰, Y. Liu⁷, Z. Liu⁶, A. Lobodenko⁴¹, M. Lokajicek¹¹, P. Love⁴³, H.J. Lubatti⁸², R. Luna-Garcia^{34,d}, A.L. Lyon⁵⁰, A.K.A. Maciel², D. Mackin⁸⁰, P. Mättig²⁷, R. Magaña-Villalba³⁴, P.K. Mal⁴⁶, S. Malik⁶⁷, V.L. Malyshev³⁷, Y. Maravin⁵⁹, B. Martin¹⁴, R. McCarthy⁷², C.L. McGivern⁵⁸, M.M. Meijer³⁶, A. Melnitchouk⁶⁶, L. Mendoza⁸, D. Menezes⁵², P.G. Mercadante⁵, M. Merkin³⁹, K.W. Merritt⁵⁰, A. Meyer²¹, J. Meyer²⁴, N.K. Mondal³⁰, R.W. Moore⁶, T. Moulik⁵⁸, G.S. Muanza¹⁵, M. Mulhearn⁷⁰, O. Mundal²², L. Mundim³, E. Nagy¹⁵, M. Naimuddin⁵⁰, M. Narain⁷⁷, H.A. Neal⁶⁴, J.P. Negret⁸, P. Neustroev⁴¹, H. Nilsen²³, H. Nogima³, S.F. Novaes⁵, T. Nunnemann²⁶, G. Obrant⁴¹, C. Ochando¹⁶, D. Onoprienko⁵⁹, J. Orduna³⁴, N. Oshima⁵⁰, N. Osman⁴⁴, J. Osta⁵⁵, R. Otec¹⁰, G.J. Otero y Garzón¹, M. Owen⁴⁵, M. Padilla⁴⁸, P. Padley⁸⁰, M. Pangilinan⁷⁷, N. Parashar⁵⁶, S.-J. Park²⁴, S.K. Park³², J. Parsons⁷⁰, R. Partridge⁷⁷, N. Parua⁵⁴, A. Patwa⁷³, B. Penning²³, M. Perfilov³⁹, K. Peters⁴⁵, Y. Peters⁴⁵, P. Pétroff¹⁶, R. Piegaia¹, J. Piper⁶⁵, M.-A. Pleier²², P.L.M. Podesta-Lerma^{34,e}, V.M. Podstavkov⁵⁰, Y. Pogorelov⁵⁵, M.-E. Pol², P. Polozov³⁸, A.V. Popov⁴⁰, M. Prewitt⁸⁰, S. Protopopescu⁷³, J. Qian⁶⁴, A. Quadt²⁴, B. Quinn⁶⁶, A. Rakitine⁴³, M.S. Rangel¹⁶, K. Ranjan²⁹, P.N. Ratoff⁴³, P. Renkel⁷⁹, P. Rich⁴⁵, M. Rijssenbeek⁷², I. Ripp-Baudot¹⁹, F. Rizatdinova⁷⁶, S. Robinson⁴⁴, M. Rominsky⁷⁵, C. Royon¹⁸, P. Rubinov⁵⁰, R. Ruchti⁵⁵, G. Safronov³⁸, G. Sajot¹⁴, A. Sánchez-Hernández³⁴,

M.P. Sanders²⁶, B. Sanghi⁵⁰, G. Savage⁵⁰, L. Sawyer⁶⁰, T. Scanlon⁴⁴, D. Schaile²⁶, R.D. Schamberger⁷², Y. Scheglov⁴¹, H. Schellman⁵³, T. Schliephake²⁷, S. Schlobohm⁸², C. Schwanenberger⁴⁵, R. Schwienhorst⁶⁵, J. Sekaric⁴⁹, H. Severini⁷⁵, E. Shabalina²⁴, M. Shamim⁵⁹, V. Shary¹⁸, A.A. Shchukin⁴⁰, R.K. Shivpuri²⁹, V. Siccardi¹⁹, V. Simak¹⁰, V. Sirotenko⁵⁰, P. Skubic⁷⁵, P. Slattery⁷¹, D. Smirnov⁵⁵, G.R. Snow⁶⁷, J. Snow⁷⁴, S. Snyder⁷³, S. Söldner-Rembold⁴⁵, L. Sonnenschein²¹, A. Sopczak⁴³, M. Sosebee⁷⁸, K. Soustruznik⁹, B. Spurlock⁷⁸, J. Stark¹⁴, V. Stolin³⁸, D.A. Stoyanova⁴⁰, J. Strandberg⁶⁴, M.A. Strang⁶⁹, E. Strauss⁷², M. Strauss⁷⁵, R. Ströhmer²⁶, D. Strom⁵¹, L. Stutte⁵⁰, S. Sumowidagdo⁴⁹, P. Svoisky³⁶, M. Takahashi⁴⁵, A. Tanasijczuk¹, W. Taylor⁶, B. Tiller²⁶, M. Titov¹⁸, V.V. Tokmenin³⁷, I. Torchiani²³, D. Tsybychev⁷², B. Tuchming¹⁸, C. Tully⁶⁸, P.M. Tuts⁷⁰, R. Unalan⁶⁵, L. Uvarov⁴¹, S. Uvarov⁴¹, S. Uzunyan⁵², P.J. van den Berg³⁵, R. Van Kooten⁵⁴, W.M. van Leeuwen³⁵, N. Varelas⁵¹, E.W. Varnes⁴⁶, I.A. Vasilyev⁴⁰, P. Verdier²⁰, L.S. Vertogradov³⁷, M. Verzocchi⁵⁰, M. Vesterinen⁴⁵, D. Vilanova¹⁸, P. Vint⁴⁴, P. Vokac¹⁰, R. Wagner⁶⁸, H.D. Wahl⁴⁹, M.H.L.S. Wang⁷¹, J. Warchol⁵⁵, G. Watts⁸², M. Wayne⁵⁵, G. Weber²⁵, M. Weber^{50,f}, L. Welty-Rieger⁵⁴, A. Wenger^{23,g}, M. Wetstein⁶¹, A. White⁷⁸, D. Wicke²⁵, M.R.J. Williams⁴³, G.W. Wilson⁵⁸, S.J. Wimpenny⁴⁸, M. Wobisch⁶⁰, D.R. Wood⁶³, T.R. Wyatt⁴⁵, Y. Xie⁷⁷, C. Xu⁶⁴, S. Yacoob⁵³, R. Yamada⁵⁰, W.-C. Yang⁴⁵, T. Yasuda⁵⁰, Y.A. Yatsunenko³⁷, Z. Ye⁵⁰, H. Yin⁷, K. Yip⁷³, H.D. Yoo⁷⁷, S.W. Youn⁵⁰, J. Yu⁷⁸, C. Zeitnitz²⁷, S. Zelitch⁸¹, T. Zhao⁸², B. Zhou⁶⁴, J. Zhu⁷², M. Zielinski⁷¹, D. Zieminska⁵⁴, L. Zivkovic⁷⁰, V. Zutshi⁵², and E.G. Zverev³⁹

(The DØ Collaboration)

¹Universidad de Buenos Aires, Buenos Aires, Argentina

²LAFEX, Centro Brasileiro de Pesquisas Físicas, Rio de Janeiro, Brazil

³Universidade do Estado do Rio de Janeiro, Rio de Janeiro, Brazil

⁴Universidade Federal do ABC, Santo André, Brazil

⁵Instituto de Física Teórica, Universidade Estadual Paulista, São Paulo, Brazil

⁶University of Alberta, Edmonton, Alberta, Canada; Simon Fraser University, Burnaby, British Columbia, Canada; York University, Toronto, Ontario, Canada and McGill University, Montreal, Quebec, Canada

⁷University of Science and Technology of China, Hefei, People's Republic of China

⁸Universidad de los Andes, Bogotá, Colombia

⁹Center for Particle Physics, Charles University, Faculty of Mathematics and Physics, Prague, Czech Republic

¹⁰Czech Technical University in Prague, Prague, Czech Republic

¹¹Center for Particle Physics, Institute of Physics, Academy of Sciences of the Czech Republic, Prague, Czech Republic

¹²Universidad San Francisco de Quito, Quito, Ecuador

¹³LPC, Université Blaise Pascal, CNRS/IN2P3, Clermont, France

¹⁴LPSC, Université Joseph Fourier Grenoble 1, CNRS/IN2P3, Institut National Polytechnique de Grenoble, Grenoble, France

¹⁵CPPM, Aix-Marseille Université, CNRS/IN2P3, Marseille, France

¹⁶LAL, Université Paris-Sud, IN2P3/CNRS, Orsay, France

¹⁷LPNHE, IN2P3/CNRS, Universités Paris VI and VII, Paris, France

¹⁸CEA, Irfu, SPP, Saclay, France

¹⁹IPHC, Université de Strasbourg, CNRS/IN2P3, Strasbourg, France

²⁰IPNL, Université Lyon 1, CNRS/IN2P3, Villeurbanne, France and Université de Lyon, Lyon, France

²¹III. Physikalisches Institut A, RWTH Aachen University, Aachen, Germany

²²Physikalisches Institut, Universität Bonn, Bonn, Germany

²³Physikalisches Institut, Universität Freiburg, Freiburg, Germany

²⁴II. Physikalisches Institut, Georg-August-Universität Göttingen, Göttingen, Germany

²⁵Institut für Physik, Universität Mainz, Mainz, Germany

²⁶Ludwig-Maximilians-Universität München, München, Germany

²⁷Fachbereich Physik, University of Wuppertal, Wuppertal, Germany

²⁸Panjab University, Chandigarh, India

²⁹Delhi University, Delhi, India

³⁰Tata Institute of Fundamental Research, Mumbai, India

³¹University College Dublin, Dublin, Ireland

³²Korea Detector Laboratory, Korea University, Seoul, Korea

³³SungKyunKwan University, Suwon, Korea

³⁴CINVESTAV, Mexico City, Mexico

³⁵FOM-Institute NIKHEF and University of Amsterdam/NIKHEF, Amsterdam, The Netherlands

³⁶Radboud University Nijmegen/NIKHEF, Nijmegen, The Netherlands

³⁷Joint Institute for Nuclear Research, Dubna, Russia

³⁸*Institute for Theoretical and Experimental Physics, Moscow, Russia*

³⁹*Moscow State University, Moscow, Russia*

⁴⁰*Institute for High Energy Physics, Protvino, Russia*

⁴¹*Petersburg Nuclear Physics Institute, St. Petersburg, Russia*

⁴²*Stockholm University, Stockholm, Sweden, and Uppsala University, Uppsala, Sweden*

⁴³*Lancaster University, Lancaster, United Kingdom*

⁴⁴*Imperial College, London, United Kingdom*

⁴⁵*University of Manchester, Manchester, United Kingdom*

⁴⁶*University of Arizona, Tucson, Arizona 85721, USA*

⁴⁷*California State University, Fresno, California 93740, USA*

⁴⁸*University of California, Riverside, California 92521, USA*

⁴⁹*Florida State University, Tallahassee, Florida 32306, USA*

⁵⁰*Fermi National Accelerator Laboratory, Batavia, Illinois 60510, USA*

⁵¹*University of Illinois at Chicago, Chicago, Illinois 60607, USA*

⁵²*Northern Illinois University, DeKalb, Illinois 60115, USA*

⁵³*Northwestern University, Evanston, Illinois 60208, USA*

⁵⁴*Indiana University, Bloomington, Indiana 47405, USA*

⁵⁵*University of Notre Dame, Notre Dame, Indiana 46556, USA*

⁵⁶*Purdue University Calumet, Hammond, Indiana 46323, USA*

⁵⁷*Iowa State University, Ames, Iowa 50011, USA*

⁵⁸*University of Kansas, Lawrence, Kansas 66045, USA*

⁵⁹*Kansas State University, Manhattan, Kansas 66506, USA*

⁶⁰*Louisiana Tech University, Ruston, Louisiana 71272, USA*

⁶¹*University of Maryland, College Park, Maryland 20742, USA*

⁶²*Boston University, Boston, Massachusetts 02215, USA*

⁶³*Northeastern University, Boston, Massachusetts 02115, USA*

⁶⁴*University of Michigan, Ann Arbor, Michigan 48109, USA*

⁶⁵*Michigan State University, East Lansing, Michigan 48824, USA*

⁶⁶*University of Mississippi, University, Mississippi 38677, USA*

⁶⁷*University of Nebraska, Lincoln, Nebraska 68588, USA*

⁶⁸*Princeton University, Princeton, New Jersey 08544, USA*

⁶⁹*State University of New York, Buffalo, New York 14260, USA*

⁷⁰*Columbia University, New York, New York 10027, USA*

⁷¹*University of Rochester, Rochester, New York 14627, USA*

⁷²*State University of New York, Stony Brook, New York 11794, USA*

⁷³*Brookhaven National Laboratory, Upton, New York 11973, USA*

⁷⁴*Langston University, Langston, Oklahoma 73050, USA*

⁷⁵*University of Oklahoma, Norman, Oklahoma 73019, USA*

⁷⁶*Oklahoma State University, Stillwater, Oklahoma 74078, USA*

⁷⁷*Brown University, Providence, Rhode Island 02912, USA*

⁷⁸*University of Texas, Arlington, Texas 76019, USA*

⁷⁹*Southern Methodist University, Dallas, Texas 75275, USA*

⁸⁰*Rice University, Houston, Texas 77005, USA*

⁸¹*University of Virginia, Charlottesville, Virginia 22901, USA and*

⁸²*University of Washington, Seattle, Washington 98195, USA*

(Dated: July 24, 2009)

We present the first measurements at a hadron collider of differential cross sections for $Z/\gamma^* + \text{jet} + X$ production in $\Delta\phi(Z, \text{jet})$, $|\Delta y(Z, \text{jet})|$ and $|y_{\text{boost}}(Z + \text{jet})|$. Vector boson production in association with jets is an excellent probe of QCD and constitutes the main background to many small cross section processes, such as associated Higgs production. These measurements are crucial tests of the predictions of perturbative QCD and current event generators, which have varied success in describing the data. Using these measurements as inputs in tuning event generators will increase the experimental sensitivity to rare signals.

PACS numbers: 12.38.Qk, 13.85.Qk, 13.87.-a

The production of the massive vector bosons W and Z at hadron colliders, such as the Fermilab Tevatron and CERN Large Hadron Collider, has distinctive features which lead to many applications. The electron and muon decay modes of these bosons are experimentally

rather simple to identify in the complex environment of a hadron collider and typically have very little background. Reconstruction of the boson kinematics from its decay products provides a unique, colorless probe of the underlying hadron collision and any hadronic recoil to

the boson. The production of high energy jets in association with W and Z/γ^* bosons (V+jets) typically lies within the regime of perturbative quantum chromodynamics (pQCD), however such final states are difficult to calculate to higher orders in perturbation theory. Several tools have been developed for generating V+jets events, from the parton-shower event generators PYTHIA [1] and HERWIG [2], to generators that combine tree level matrix element calculations with parton showers, such as ALPGEN [3] (using PYTHIA or HERWIG for showering and hadronization) and SHERPA [4]. Comparisons between these generators show they suffer from significant uncertainties and differ in the predicted kinematics of V+jet production [5]. Studies of such final states are therefore an excellent testing ground for theoretical predictions, and inputs from measurements are needed to improve these models. V+jets is also an experimental signature of many other processes with significantly smaller cross sections, such as top quark pair production, associated production of the Higgs boson with a W or Z boson, and the decays of particles within many supersymmetric scenarios. Identifying V+jets final states resulting from such rare processes relies upon a precise understanding of the more copious V+jet production predicted purely by QCD.

Previous measurements at the Tevatron have studied the kinematics of inclusive Z/γ^* production [6–8], of the Z/γ^* in events with at least one jet [9], of the jets in Z/γ^* events [9–12], and of the production of W and Z/γ^* in association with heavy flavor [13–16]. In this Letter, we describe the first measurements of the angular correlations between the Z/γ^* and leading jet in $Z/\gamma^*+\text{jet}+X$ production. Using the decay mode $Z/\gamma^* \rightarrow \mu\mu$, differential $Z/\gamma^*+\text{jet}+X$ cross sections are measured, binned in the azimuthal angle between the Z/γ^* and leading jet, $\Delta\phi(Z, \text{jet})$, the absolute value of the rapidity [17] difference between the Z/γ^* and leading jet, $|\Delta y(Z, \text{jet})|$, and the absolute value of the average rapidity of the Z/γ^* and leading jet, $|y_{\text{boost}}(Z + \text{jet})|$. These differential cross sections are normalized to the measured inclusive Z/γ^* cross section, cancelling many systematic uncertainties. As for a previous measurement of $\Delta\phi(\text{jet}, \text{jet})$ in inclusive two jet production [18], the $\Delta\phi(Z, \text{jet})$ distribution is sensitive to QCD radiation. In the absence of additional radiation, the Z/γ^* and jet would be produced with equal and opposite transverse momenta, with $\Delta\phi(Z, \text{jet}) = \pi$. Further non-collinear radiation at any transverse momentum, p_T , results in $\Delta\phi(Z, \text{jet})$ deviating from π , with higher p_T radiation giving a smaller $\Delta\phi(Z, \text{jet})$. The rapidity variables, $\Delta y(Z, \text{jet})$ and $y_{\text{boost}}(Z + \text{jet})$, have primary contributions from the relative momenta of the incoming partons in the hard scatter, but again are modified by any additional QCD radiation. These measurements are therefore excellent tests of the inclusion of QCD radiation in theoretical models, without requiring that more jets be observed in the event. As a result, the

measurement avoids the experimental uncertainties that would be associated with requiring additional jets to be reconstructed, and is also sensitive to jets below detector reconstruction thresholds.

This analysis uses a dataset of $p\bar{p}$ collisions at $\sqrt{s} = 1.96$ TeV, corresponding to an integrated luminosity of $0.97 \pm 0.06 \text{ fb}^{-1}$ [19] recorded by the D0 detector between April 2002 and February 2006. A full description of the D0 detector is available elsewhere [20], and only the components most relevant to this analysis are described here. Immediately surrounding the $p\bar{p}$ interaction region are two tracking detectors: a silicon microstrip tracker and a scintillating fiber tracker, housed inside a solenoidal magnet providing a field of approximately 2 T. These trackers are used to measure the momenta of charged particles and to reconstruct the primary interaction point in each collision. Outside the solenoid lies a liquid argon and uranium calorimeter which is split into three sections: a central section extending to $|\eta| < 1.1$ [21] and two forward sections covering $1.4 < |\eta| < 4$. Scintillating detectors provides additional energy measurements between the central and forward calorimeters. Outside the calorimeter lie three layers of muon detectors which are a combination of scintillating pixels and drift tubes. Between the first and second layers lies a 1.8 T iron toroidal magnet, providing an independent muon momentum measurement used in the trigger system.

Events used in this analysis are selected by at least one of a suite of single-muon triggers. Each of these triggers uses fast readout from the muon system scintillators and fiber tracker to initially identify events, then information from the full tracking and muon systems to provide further rejection. Additional requirements are then applied to obtain a sample of Z/γ^* candidate events. Using information from the muon detectors and the tracking system, two muons of opposite charge and $p_T > 15$ GeV are required. The reconstructed dimuon mass is required to be in the range $65 < M_{\mu\mu} < 115$ GeV, in which the Z/γ^* production cross section is almost exactly the same as for pure Z boson production. To reject cosmic rays and poorly reconstructed muons, the muon tracks are required to match the reconstructed primary interaction point both transverse and parallel to the beam direction; the two muon tracks are also required not to be collinear. Finally, the muons are required to be consistent with the $p\bar{p}$ bunch crossing time, using timing information from the muon system scintillators.

Jets are reconstructed using the D0 Run II seeded, iterative mid-point cone algorithm [22] on clusters of energy deposited in the calorimeter. The algorithm is configured with a split-merge fraction of 0.5 and cone radius of $\sqrt{(\Delta\phi)^2 + (\Delta y)^2} = 0.5$. Shape and quality cuts reject spurious jets caused by electrons, photons or noise in the calorimeter. Further corrections are applied for the calorimeter response, instrumental out-of-cone showering effects, and additional energy deposits caused by

instrumental noise and pile-up from multiple $p\bar{p}$ interactions and previous $p\bar{p}$ bunch crossings. These corrections are derived by balancing the p_T in $\gamma + \text{jet}$ events, where the γ and jet are opposite in ϕ . After corrections, jets with $p_T > 20$ GeV are selected.

Further selections are applied to limit the measurement to regions with high detection efficiency and well-understood detector performance: the muons are required to have $|\eta| < 1.7$, the primary vertex must lie within 50 cm of the center of the detector along the direction of the beam, and only jets with $|y| < 2.8$ are considered. A total of 59,336 $Z/\gamma^* \rightarrow \mu^+\mu^-$ candidate events are selected before jet requirements, of which 9,927 contain at least one jet passing all selections. In events containing more than one jet, the highest p_T jet is selected to calculate the angular variables. Finally, the low p_T^Z region is excluded as at low p_T^Z , the measurement of the Z/γ^* azimuthal angle is dominated by the experimental resolution of the muon p_T . Additionally, these events may contain a significant fraction of jets from additional parton interactions, essentially uncorrelated with the Z/γ^* production. For these reasons, the measurement is carried out in two kinematic regions: $p_T^Z > 25$ GeV and $p_T^Z > 45$ GeV. These contain 5900 and 2449 events respectively.

The main source of background in this analysis is muons from semi-leptonic decays in high energy jets or $W + \text{jet}$ production. This is reduced to negligible levels ($< 0.5\%$ of the final sample) by limiting the sum of track p_T and the calorimeter energy allowed around each muon. The muons are also required to not overlap with any jet by requiring angular separation $\Delta R = \sqrt{(\Delta\phi)^2 + (\Delta\eta)^2} > 0.5$. Other sources of background (top quark, diboson, and $Z/\gamma^* \rightarrow \tau^+\tau^-$ production) are estimated using PYTHIA simulation using CTEQ6L1 parton distribution functions (PDFs) [24], and the ‘‘Tune-A’’ underlying event settings [25], passed through a GEANT-based [26] simulation of the D0 detector, and normalized to higher order theoretical predictions [27, 28]. A 10% systematic uncertainty is assigned to this normalization. Backgrounds are found to be negligible almost everywhere, however the top quark contribution is evenly distributed in $\Delta\phi(Z, \text{jet})$ and accounts for up to 11% of the data at small values of $\Delta\phi(Z, \text{jet})$. The estimated background contributions are subtracted from all data bins.

To extract differential cross sections, the measured events must be corrected to the particle level [23], accounting for detector resolution, acceptance, and efficiency. These corrections are derived from simulated $Z/\gamma^* + \text{jet}$ events generated with ALPGEN v2.11 using CTEQ6L1 PDFs, and showered using PYTHIA v6.413 with the ‘‘Tune-A’’ underlying event settings. These simulated events are then passed through a GEANT-based simulation of the D0 detector, and real data events from random bunch crossings are overlaid to reproduce the ef-

fects of multiple $p\bar{p}$ interactions and detector noise.

Further corrections are applied to the simulation in order to improve the description of the data. The muon trigger is not simulated; instead the trigger efficiency is measured in data, and parameterized in terms of the geometry of the muon system. This efficiency is then applied on an event-by-event basis to the simulation, with the average efficiency being approximately 88%. The efficiencies of the muon reconstruction and isolation requirements are measured in data and in the simulations, and adjustments of order 3% are applied to the simulation to correct for the differences. The muon p_T resolution is studied by comparing the shape of the Z/γ^* mass peak in data and the simulation, and further smearing on $1/p_T$ of order 5% is applied to the simulation to reproduce the data. Jet corrections are studied by measuring the p_T balance in back-to-back $Z/\gamma^* + \text{jet}$ configurations, and further scaling and smearing, which reaches a maximum of 4% at low p_T , is applied to the simulation to match data. Finally, kinematic variables as produced by the event generator are re-weighted to provide a good simultaneous description of the variables important to this analysis: p_T^Z , y^Z , p_T^{jet} , y^{jet} , as well as $\Delta\phi(Z, \text{jet})$, $\Delta y(Z, \text{jet})$ and $y_{\text{boost}}(Z + \text{jet})$. After these corrections, the simulation provides a good description of all measured distributions.

To then correct for detector effects, the corresponding particle level quantities must first be defined. To minimize model dependence, the definitions are based on the stable particles that enter the detector in the simulation, without identifying the origin of these particles. The Z/γ^* candidate is reconstructed from the highest- p_T μ^+ and μ^- with $|y^\mu| < 1.7$, then requiring $65 < M_{\mu\mu} < 115$ GeV. As for the detector level analysis, two samples with $p_T^Z > 25$ GeV and $p_T^Z > 45$ GeV are selected. The two muons used to reconstruct the Z/γ^* and any photons in a cone of $\Delta R < 0.2$ around those muons (dominated by QED radiation from the muons), are excluded from the jet reconstruction. All other stable particles are passed to the D0 Run II jet algorithm, with the same settings as for detector level jets. Jets with $|y| < 2.8$ are considered, then the highest p_T jet is selected and required to have $p_T > 20$ GeV.

As the distributions of $\Delta y(Z, \text{jet})$ and $y_{\text{boost}}(Z + \text{jet})$ are symmetric around zero, the absolute value of each is considered in order to increase the statistical precision. The distributions of $\Delta\phi(Z, \text{jet})$, $|\Delta y(Z, \text{jet})|$, and $|y_{\text{boost}}(Z + \text{jet})|$ are then binned, with the binning determined by a combination of detector resolution considerations, maintaining reasonable numbers of data events in each bin, and maximizing sensitivity to shape differences predicted by different models of $Z/\gamma^* + \text{jet}$ production. With the chosen binning, the detector resolution causes little migration between bins (bin purities are generally above 90%, with the purity defined as the fraction of events in a given particle level bin which are in the same

bin at detector level), and the main effect to correct is detector acceptance and efficiency. To do this, the distributions of $\Delta\phi(Z, \text{jet})$, $|\Delta y(Z, \text{jet})|$, and $|y_{\text{boost}}(Z + \text{jet})|$ are populated in the simulation independently for the particle level and detector level selections. The ratio of particle level to detector level is then applied to data, with a typical correction factor being approximately 2.2, with some dependence on the variable under consideration. The statistical uncertainty on the resulting differential cross section corresponds to the detector level statistical uncertainty. The data are then normalized to the total Z/γ^* production cross section (with no jet or p_T^Z requirements, but the same muon $|y|$ and dimuon mass requirements) measured with this sample.

Finally, systematic uncertainties are assessed. Several sources are considered, beginning with the uncertainties on p_T resolution, energy scale and detector efficiencies for both muons and jets. These corrections are shifted individually up and down one standard deviation, and the ratio of particle level to detector level re-derived. The difference in the final result is assigned as a systematic uncertainty. The effects of the various kinematic re-weightings are assessed by turning off each of these in turn and repeating the analysis; however, due to the small effects of detector resolution, the result is largely insensitive to these tests. The region of low $\Delta\phi(Z, \text{jet})$ is found to be particularly sensitive to jets from additional interactions in an event, so a further uncertainty is assessed by varying the real data from random bunch crossings overlaid on the simulation. The systematic uncertainties are combined in quadrature, with the jet energy scale uncertainty generally being the largest single source and accounting for approximately half of the total uncertainty. For $\Delta\phi(Z, \text{jet})$, the uncertainty on the kinematic re-weightings is the main contribution. For the selection with $p_T^Z > 25$ GeV, the total systematic uncertainty is of comparable size to the statistical uncertainty; for the selection with $p_T^Z > 45$ GeV, the statistical uncertainty dominates.

The $\Delta\phi(Z, \text{jet})$, $|\Delta y(Z, \text{jet})|$ and $|y_{\text{boost}}(Z + \text{jet})|$ distributions from several theoretical models are derived. Predictions at leading order (LO) and next-to-leading order (NLO) in pQCD are obtained with MCFM v5.4 [27], together with the MSTW2008 PDFs [29]. The distribution at $\Delta\phi(Z, \text{jet}) = \pi$ contains divergences and is excluded from comparisons to data. Re-normalization and factorization scales are set to the sum in quadrature of the mass and p_T of the Z/γ^* in each event, and the dependence on this choice is assessed by varying both scales simultaneously up and down by a factor of two, both for the differential distribution and the inclusive Z/γ^* cross section used in normalization. PDF uncertainties are assessed using the MSTW2008 90% error sets, again taking into account the effect on the differential distribution and the inclusive Z/γ^* cross section used in normalization. These are found to be approximately a factor of

two smaller than the scale uncertainties. MCFM provides a parton level prediction, so corrections to the particle level must be applied. Such non-perturbative corrections for hadronization and the underlying event have been derived from a sample of $Z/\gamma^* + \text{jet}$ events generated with PYTHIA v6.420 [30] using the leading order CTEQ5L PDFs [31] with tune DW [32]. They are derived by comparing the full prediction (taken from the final state particles, including the underlying event) to the purely perturbative part (calculated from partons taken after the parton shower, with no underlying event), and are typically around 4%. However, the low $\Delta\phi(Z, \text{jet})$ (< 1.5 rad) region is dominated by non-perturbative effects, so the pQCD calculation for this bin is excluded. Corrections for quantum electrodynamic final state radiation (QED FSR) from the muons are also derived from the same PYTHIA sample, by comparing the prediction calculated using the muons after FSR to those using the generated boson. These are typically less than 1% after accounting for the effect on the inclusive Z/γ^* cross section and are primarily the result of events migrating out of the mass window.

Predictions are also obtained from four current event generators. Two inclusive $Z/\gamma^* \rightarrow \mu^+\mu^-$ samples are generated with PYTHIA v6.420: one using the CTEQ6.1M PDFs [33] and underlying event tune QW [32] (using the Q^2 -ordered shower) and the 2-loop prescription for α_s ; the other with the MRST2007 modified LO (LO*) PDFs [34] and the Perugia tune [35] (using the p_T -ordered shower [36]), denoted ‘‘Tune P’’ in the figures. A similar inclusive $Z/\gamma^* \rightarrow \mu^+\mu^-$ sample is generated using HERWIG v6.510 with the CTEQ5L PDFs and using JIMMY v4.31 [37] for multiple parton interactions. In both PYTHIA and HERWIG, the renormalization and factorization scales for the hard scatter are set to the mass of the Z/γ^* , and for the initial and final state showers are determined dynamically. A sample of events is generated with ALPGEN v2.13 and the CTEQ6.1M PDFs, with up to three partons in the matrix element calculation, and the factorization scale set to the sum in quadrature of the mass and p_T of the Z/γ^* , and the renormalization scale set according to the CKKW prescription [38]. Parton jets from the matrix element calculation are required to have $p_T > 13$ GeV, and $\Delta R(\text{jet}, \text{jet}) > 0.4$. These events are hadronized in three ways: using PYTHIA v6.420 with tune QW and CTEQ6.1M PDFs, PYTHIA v6.420 with the Perugia tune and MRST2007 LO* PDFs, and HERWIG v6.510 (using JIMMY v4.31 for multiple parton interactions) with CTEQ5L PDFs, resulting in three different predictions. The default matching procedure is applied after hadronization, with each parton jet required to match a particle level jet with $p_T > 18$ GeV, by requiring $\Delta R(\text{jet}, \text{jet}) < 0.4$. Finally, a sample of events is also generated with SHERPA v1.1.3 with the CTEQ6.1M PDFs, again with up to three partons in the matrix element calculation, and requiring parton jets to have $p_T > 13$ GeV

and $\Delta R(\text{jet}, \text{jet}) > 0.4$. In SHERPA, both the renormalization and factorization scales are set according to the CKKW prescription. To provide a typical uncertainty on a prediction from an event generator, SHERPA samples are also generated with the renormalization and factorization scales varied up and down by a factor of two, both for the differential distribution and the inclusive Z/γ^* cross section used for normalization. In all cases, the particle level quantities are extracted as defined earlier.

The normalized differential cross sections are available in Ref. [39], and presented binned in $\Delta\phi(Z, \text{jet})$ (Figs. 1 and 2, Tables I and II), $|\Delta y(Z, \text{jet})|$ (Figs. 3 and 4, Tables III and IV) and $|y_{\text{boost}}(Z + \text{jet})|$ (Figs. 5 and 6, Tables V and VI). The data points are placed at the bin average, defined as point where the differential cross section within the bin, taken from simulation re-weighted to match the shape in data, is equal to the measured value in the bin [40]. The data are shown with statistical uncertainties (inner error bar) and combined statistical and systematic uncertainties (outer error bar). For clarity, only the predictions of NLO pQCD and SHERPA are shown in part (a) of each figure. In the other parts of each figure, the distributions are divided by the prediction from SHERPA, and the SHERPA scale uncertainty is shown as a shaded band around 1.

The integrated cross sections are also extracted: $\sigma_{Z+\text{jet}}/\sigma_Z$ for the stated Z/γ^* and jet selections. These are measured to be $[122 \pm 2(\text{stat.}) \pm 4(\text{syst.})] \times 10^{-3}$ for $p_T^Z > 25$ GeV, and $[47 \pm 1(\text{stat.}) \pm 2(\text{syst.})] \times 10^{-3}$ for $p_T^Z > 45$ GeV. In both cases, the p_T^Z requirement is only made on the $Z/\gamma^* + \text{jet}$ selection, not the inclusive Z/γ^* selection. The corresponding results from pQCD are $[111 \pm 6(\text{scale}) \pm 3(\text{PDF})] \times 10^{-3}$ at NLO and $[98 \pm 16(\text{scale}) \pm 3(\text{PDF})] \times 10^{-3}$ at LO for $p_T^Z > 25$ GeV, and $[40 \pm 3(\text{scale}) \pm 1(\text{PDF})] \times 10^{-3}$ at NLO and $[34 \pm 6(\text{scale}) \pm 3(\text{PDF})] \times 10^{-3}$ at LO for $p_T^Z > 45$ GeV.

TABLE I: The measured cross section in bins of $\Delta\phi(Z, \text{jet})$ for $Z/\gamma^* + \text{jet} + X$ events with $p_T^Z > 25$ GeV, normalized to the measured Z/γ^* cross section.

$\Delta\phi$ (rad)	$\langle \Delta\phi \rangle$ (rad)	$1/\sigma \times d\sigma/d\Delta\phi$ (1/rad)	$\delta\sigma_{\text{stat.}}$ (%)	$\delta\sigma_{\text{total}}$ (%)	
0.0–1.5	1.09	2.82×10^{-4}	12	+24	-26
1.5–2.2	1.95	4.22×10^{-3}	6.9	+10	-11
2.2–2.5	2.38	1.93×10^{-2}	5.5	+7.3	-7.9
2.5–2.7	2.61	5.27×10^{-2}	4.1	+6.1	-6.2
2.7–2.9	2.81	1.13×10^{-1}	2.8	+4.5	-4.6
2.9– π	3.04	3.32×10^{-1}	1.7	+3.6	-3.3

The NLO pQCD calculation provides a good description of the data and is a significant improvement in both shape and uncertainty over LO. A small overall normalization difference is observed, but it is within the combined data and theory uncertainties. Of the event generators, SHERPA generally provides the best description of

TABLE II: The measured cross section in bins of $\Delta\phi(Z, \text{jet})$ for $Z/\gamma^* + \text{jet} + X$ events with $p_T^Z > 45$ GeV, normalized to the measured Z/γ^* cross section.

$\Delta\phi$ (rad)	$\langle \Delta\phi \rangle$ (rad)	$1/\sigma \times d\sigma/d\Delta\phi$ (1/rad)	$\delta\sigma_{\text{stat.}}$ (%)	$\delta\sigma_{\text{total}}$ (%)	
0.0–1.5	1.09	4.88×10^{-5}	26	+42	-44
1.5–2.2	1.95	7.61×10^{-4}	16	+18	-18
2.2–2.5	2.38	6.57×10^{-3}	9.1	+11	-11
2.5–2.7	2.61	1.91×10^{-2}	6.9	+8.2	-8.6
2.7–2.9	2.81	3.83×10^{-2}	4.8	+6.0	-6.5
2.9– π	3.04	1.35×10^{-1}	2.5	+3.5	-3.5

TABLE III: The measured cross section in bins of $|\Delta y(Z, \text{jet})|$ for $Z/\gamma^* + \text{jet} + X$ events with $p_T^Z > 25$ GeV, normalized to the measured Z/γ^* cross section.

$ \Delta y $	$\langle \Delta y \rangle$	$1/\sigma \times d\sigma/d \Delta y $	$\delta\sigma_{\text{stat.}}$ (%)	$\delta\sigma_{\text{total}}$ (%)	
0.00–0.40	0.21	7.91×10^{-2}	2.6	+3.9	-3.6
0.40–0.80	0.61	6.79×10^{-2}	2.8	+3.8	-3.9
0.80–1.20	1.02	5.68×10^{-2}	3.0	+4.1	-4.0
1.20–1.55	1.37	4.52×10^{-2}	3.6	+4.3	-4.6
1.55–2.05	1.78	2.74×10^{-2}	3.8	+5.4	-4.8
2.05–4.50	2.89	4.80×10^{-3}	4.0	+5.5	-5.8

TABLE IV: The measured cross section in bins of $|\Delta y(Z, \text{jet})|$ for $Z/\gamma^* + \text{jet} + X$ events with $p_T^Z > 45$ GeV, normalized to the measured Z/γ^* cross section.

$ \Delta y $	$\langle \Delta y \rangle$	$1/\sigma \times d\sigma/d \Delta y $	$\delta\sigma_{\text{stat.}}$ (%)	$\delta\sigma_{\text{total}}$ (%)	
0.00–0.40	0.21	3.31×10^{-2}	3.9	+4.6	-4.6
0.40–0.80	0.61	2.91×10^{-2}	4.1	+4.9	-4.9
0.80–1.20	1.02	2.14×10^{-2}	4.7	+5.3	-5.5
1.20–1.55	1.37	1.56×10^{-2}	5.9	+6.5	-6.5
1.55–2.05	1.78	9.60×10^{-3}	6.2	+7.1	-6.8
2.05–4.50	2.89	1.27×10^{-3}	7.6	+8.3	-8.5

TABLE V: The measured cross section in bins of $|y_{\text{boost}}(Z + \text{jet})|$ (denoted $|y_{\text{b}}|$) for $Z/\gamma^* + \text{jet} + X$ events with $p_T^Z > 25$ GeV, normalized to the measured Z/γ^* cross section.

$ y_{\text{b}} $	$\langle y_{\text{b}} \rangle$	$1/\sigma \times d\sigma/d y_{\text{b}} $	$\delta\sigma_{\text{stat.}}$ (%)	$\delta\sigma_{\text{total}}$ (%)	
0.00–0.20	0.11	1.24×10^{-1}	2.9	+4.0	-4.0
0.20–0.40	0.31	1.15×10^{-1}	3.0	+4.2	-3.8
0.40–0.60	0.51	1.05×10^{-1}	3.2	+4.1	-4.0
0.60–0.80	0.70	8.95×10^{-2}	3.4	+4.7	-4.5
0.80–1.00	0.91	7.01×10^{-2}	3.8	+5.4	-4.8
1.00–1.25	1.13	4.42×10^{-2}	4.3	+5.4	-5.4
1.25–2.25	1.62	1.15×10^{-2}	4.2	+5.3	-5.8

the shape of data, but shows a significant normalization difference. Further, in the sample with $p_T^Z > 45$ GeV the SHERPA description of $|y_{\text{boost}}(Z + \text{jet})|$ shows a slope rela-

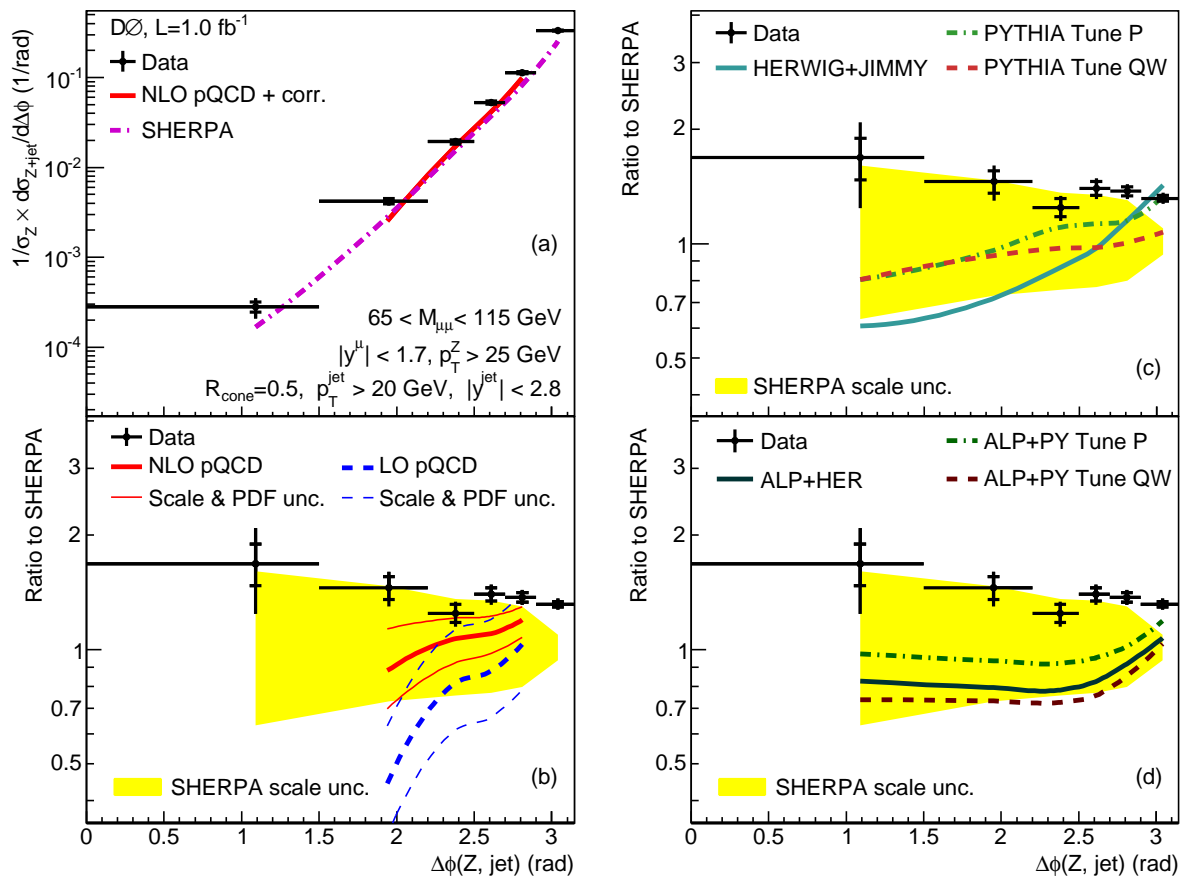


FIG. 1: The measured normalized cross section in bins of $\Delta\phi(Z, \text{jet})$ for $Z/\gamma^* + \text{jet} + X$ events for $p_T^Z > 25 \text{ GeV}$. The distribution is shown in (a) and compared to various theoretical predictions in (b), (c), and (d).

TABLE VI: The measured cross section in bins of $|y_{\text{boost}}(Z + \text{jet})|$ (denoted $|y_b|$) for $Z/\gamma^* + \text{jet} + X$ events with $p_T^Z > 45 \text{ GeV}$, normalized to the measured Z/γ^* cross section.

$ y_b $	$\langle y_b \rangle$	$1/\sigma \times d\sigma/d y_b $	$\delta\sigma_{\text{stat.}}$ (%)	$\delta\sigma_{\text{total}}$ (%)
0.00 – 0.20	0.11	5.23×10^{-2}	4.3	+5.2 –5.2
0.20 – 0.40	0.31	4.50×10^{-2}	4.6	+5.4 –5.3
0.40 – 0.60	0.51	4.36×10^{-2}	4.7	+5.4 –5.5
0.60 – 0.80	0.70	3.50×10^{-2}	5.3	+6.1 –6.0
0.80 – 1.00	0.91	2.57×10^{-2}	6.1	+6.7 –6.6
1.00 – 1.25	1.13	1.55×10^{-2}	7.0	+7.6 –7.7
1.25 – 2.25	1.62	2.72×10^{-3}	8.1	+8.8 –9.1

tive to the data, which may also be present in $|\Delta y(Z, \text{jet})|$ though it is less clear. The three predictions obtained from ALPGEN provide a good description of the shape of $|\Delta y(Z, \text{jet})|$ and $|y_{\text{boost}}(Z + \text{jet})|$ for $p_T^Z > 45 \text{ GeV}$, but perform less well for the other distributions measured. The predictions of the new Perugia tune of PYTHIA provide a good description of the data in $|\Delta y(Z, \text{jet})|$ and $|y_{\text{boost}}(Z + \text{jet})|$, but not in $\Delta\phi(Z, \text{jet})$. HERWIG shows significant disagreement with data in both $\Delta\phi(Z, \text{jet})$

and $|\Delta y(Z, \text{jet})|$. All event generators suffer from significant scale uncertainties, of comparable size to the uncertainty on the LO pQCD prediction. For $|\Delta y(Z, \text{jet})|$ and $|y_{\text{boost}}(Z + \text{jet})|$, these uncertainties change the normalization with little effect on the shape. In the case of $\Delta\phi(Z, \text{jet})$, there is some shape dependence, indicating that ALPGEN could be brought into better agreement with the data through a lower scale choice. Studies carried out by shifting the renormalization and factorization scales down in ALPGEN and the corresponding PYTHIA showering confirm that this is the case.

In summary, we have presented the first measurements at a hadron collider of the $Z/\gamma^* + \text{jet} + X$ normalized differential cross section in $\Delta\phi(Z, \text{jet})$, $|\Delta y(Z, \text{jet})|$, and $|y_{\text{boost}}(Z + \text{jet})|$. The measurements were made using a sample corresponding to $0.97 \pm 0.06 \text{ fb}^{-1}$ of integrated luminosity recorded by the D0 experiment in $p\bar{p}$ collisions at $\sqrt{s} = 1.96 \text{ TeV}$. These measurement test the current best predictions for vector boson + jet production at hadron colliders, and are essential inputs for the tuning of event generators. Improving the modeling of this important signal will lead to increased sensitivity of searches for rare and new physics.

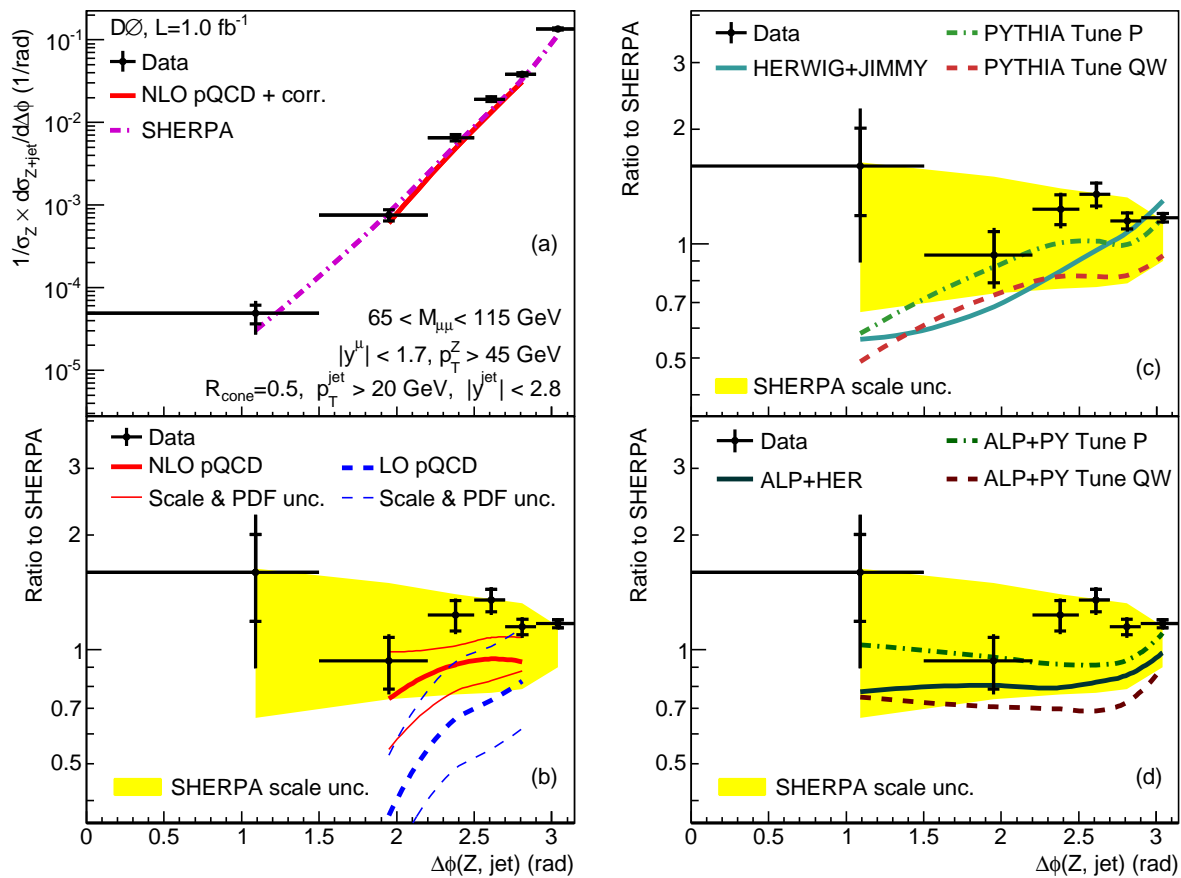


FIG. 2: The measured normalized cross section in bins of $\Delta\phi(Z, \text{jet})$ for $Z/\gamma^* + \text{jet} + X$ events for $p_T^Z > 45$ GeV. The distribution is shown in (a) and compared to various theoretical predictions in (b), (c), and (d).

We thank John Campbell for useful discussions and input on MCFM. We thank the staffs at Fermilab and collaborating institutions, and acknowledge support from the DOE and NSF (USA); CEA and CNRS/IN2P3 (France); FASI, Rosatom and RFBR (Russia); CNPq, FAPERJ, FAPESP and FUNDUNESP (Brazil); DAE and DST (India); Colciencias (Colombia); CONACyT (Mexico); KRF and KOSEF (Korea); CONICET and UBACyT (Argentina); FOM (The Netherlands); STFC and the Royal Society (United Kingdom); MSMT and GACR (Czech Republic); CRC Program, CFI, NSERC and WestGrid Project (Canada); BMBF and DFG (Germany); SFI (Ireland); The Swedish Research Council (Sweden); CAS and CNSF (China); and the Alexander von Humboldt Foundation (Germany).

- [a] Visitor from Augustana College, Sioux Falls, SD, USA.
 [b] Visitor from Rutgers University, Piscataway, NJ, USA.
 [c] Visitor from The University of Liverpool, Liverpool, UK.
 [d] Visitor from Centro de Investigacion en Computacion - IPN, Mexico City, Mexico.

- [e] Visitor from ECFM, Universidad Autonoma de Sinaloa, Culiacán, Mexico.
 [f] Visitor from Universität Bern, Bern, Switzerland.
 [g] Visitor from Universität Zürich, Zürich, Switzerland.
- [1] T. Sjöstrand *et al.*, *Comput. Phys. Commun.* **135**, 238 (2001).
 [2] G. Corcella *et al.*, *JHEP* **0101**, 010 (2001).
 [3] M. L. Mangano *et al.*, *JHEP* **0307**, 001 (2003).
 [4] T. Gleisberg *et al.*, *JHEP* **0902**, 007, (2009).
 [5] S. Hoeche *et al.*, arXiv:hep-ph/0602031 (2006) (2006).
 [6] CDF Collaboration, T. Affolder *et al.*, *Phys. Rev. Lett.* **84**, 845 (2000).
 [7] D0 Collaboration, V. M. Abazov *et al.*, *Phys. Rev. Lett.* **100**, 102002 (2008).
 [8] D0 Collaboration, V. M. Abazov *et al.*, *Phys. Rev. D* **76**, 012003 (2007).
 [9] D0 Collaboration, V. M. Abazov *et al.*, *Phys. Lett. B* **699**, 278 (2008).
 [10] D0 Collaboration, V. M. Abazov *et al.*, *Phys. Lett. B* **658**, 112 (2008).
 [11] CDF Collaboration, T. Aaltonen *et al.*, *Phys. Rev. Lett.* **100**, 102001 (2008).
 [12] D0 Collaboration, V. M. Abazov *et al.*, *Phys. Lett. B* **678**, 45 (2009).
 [13] D0 Collaboration, V. M. Abazov *et al.*, *Phys. Rev. Lett.* **94**, 161801 (2005).

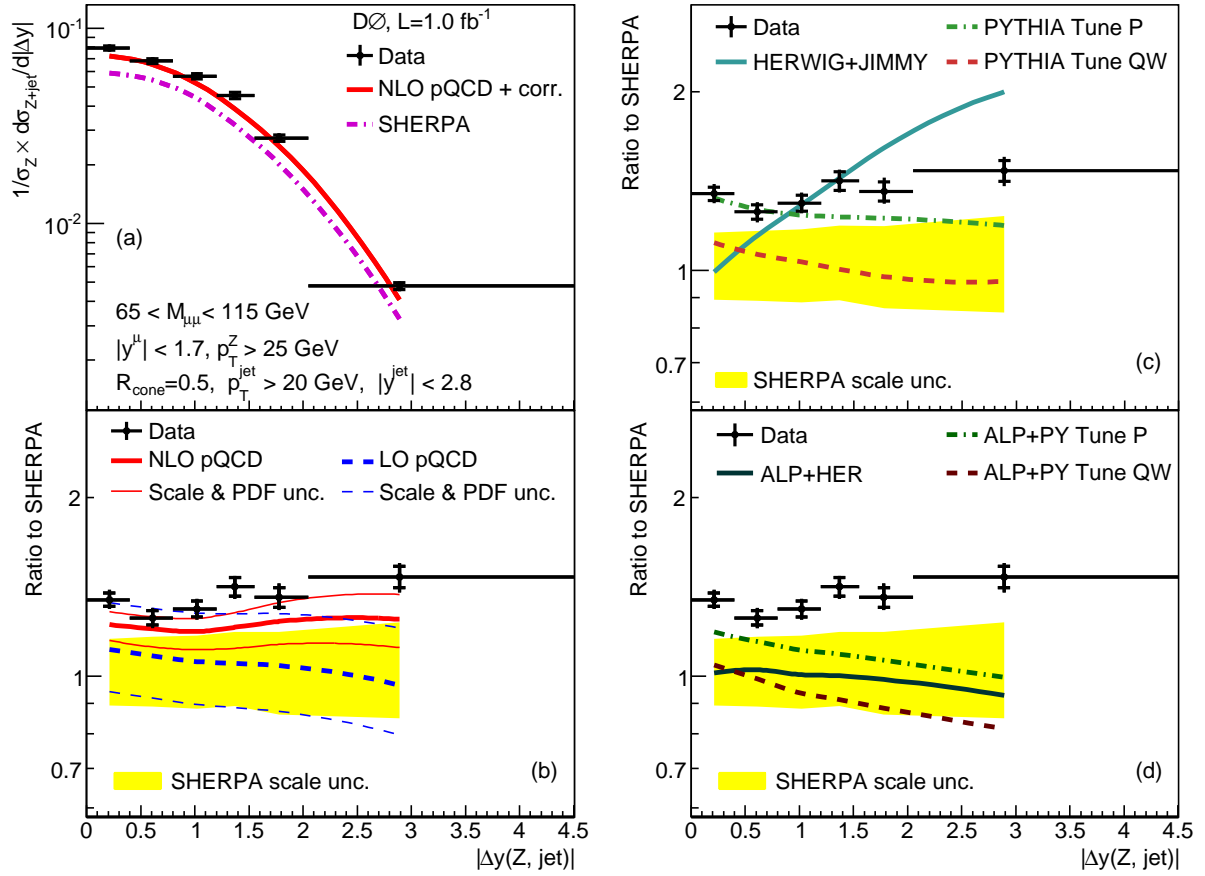


FIG. 3: The measured normalized cross section in bins of $|\Delta y(Z, jet)|$ for $Z/\gamma^*+jet+X$ events for $p_T^Z > 25 \text{ GeV}$. The distribution is shown in (a) and compared to various theoretical predictions in (b), (c), and (d).

- [14] CDF Collaboration, T. Aaltonen *et al.*, Phys. Rev. D **74**, 032008 (2006).
- [15] D0 Collaboration, V. M. Abazov *et al.*, Phys. Lett. B **666**, 23 (2008).
- [16] CDF Collaboration, T. Aaltonen *et al.*, Phys. Rev. Lett. **100**, 091803 (2008).
- [17] Rapidity is defined as $y = 0.5 \ln[(E+p_z)/(E-p_z)]$, where E is the energy, and p_z is the component of momentum parallel to the proton beam direction.
- [18] D0 Collaboration, V. M. Abazov *et al.*, Phys. Rev. Lett. **94**, 221801 (2005).
- [19] T. Andeen *et al.*, FERMILAB-TM-2365 (2007).
- [20] D0 Collaboration, V. M. Abazov *et al.*, Nucl. Instrum. Methods Phys. Res. A **565**, 463 (2006).
- [21] $\eta = -\ln[\tan(\theta/2)]$, where θ is the polar angle, defined with respect to the proton beam direction.
- [22] G. C. Blazey *et al.*, in *Proceedings of the Workshop: QCD and Weak Boson Physics in Run II*, edited by U. Baur, R. K. Ellis, and D. Zeppenfeld, Fermilab-Pub-00/297 (2000).
- [23] C. Buttar *et al.*, arXiv:0803.0678 [hep-ph] (2008). A detailed discussion is given in Sect. 9.
- [24] J. Pumplin *et al.*, JHEP **0207**, 012 (2002).
- [25] CDF Collaboration, T. Affolder *et al.*, Phys. Rev. D **65**, 092002 (2002).
- [26] R. Brun and F. Carminati, in *CERN Program Library Long Writup* W5013, 1993 (unpublished).
- [27] J. Campbell and R. K. Ellis, Phys. Rev. D **65**, 113007 (2002).
- [28] M. Cacciari *et al.* JHEP **0404**, 068 (2004).
- [29] A. D. Martin, W. J. Stirling, R. S. Thorne, and G. Watt, arXiv:0901.0002v2 [hep-ph] (2009).
- [30] T. Sjöstrand, S. Mrenna, and P. Skands, JHEP **05**, 026 (2006).
- [31] H. L. Lai *et al.*, Eur. Phys. J. C **12**, 375 (2000).
- [32] M. G. Albrow *et al.*, arXiv:0610012 [hep-ph] (2006).
- [33] D. Stump *et al.*, JHEP **0310**, 046 (2003).
- [34] A. Sherstnev and R. S. Thorne, Eur. Phys. J. C **55**, 553 (2008).
- [35] P. Skands, arXiv:0905.3418 [hep-ph] (2009).
- [36] T. Sjöstrand and P. Skands, Eur. Phys. J. C **39**, 129 (2005).
- [37] J. M. Butterworth, J. R. Forshaw, and M. H. Seymour, Z. Phys. C **72**, 637 (1996).
- [38] S. Catani *et al.*, JHEP **0111**, 063 (2001); F. Krauss, JHEP **0208**, 015 (2002); F. Krauss *et al.*, Phys. Rev. D **70**, 114009 (2004).
- [39] The measurements and correlations are available in the appendix, or from <http://www-d0.fnal.gov/Run2Physics/WWW/results/final/QCD/Q09D/>
- [40] G. D. Lafferty and T. R. Wyatt, Nucl. Instrum. Methods Phys. Res. A **355**, 541 (1995).

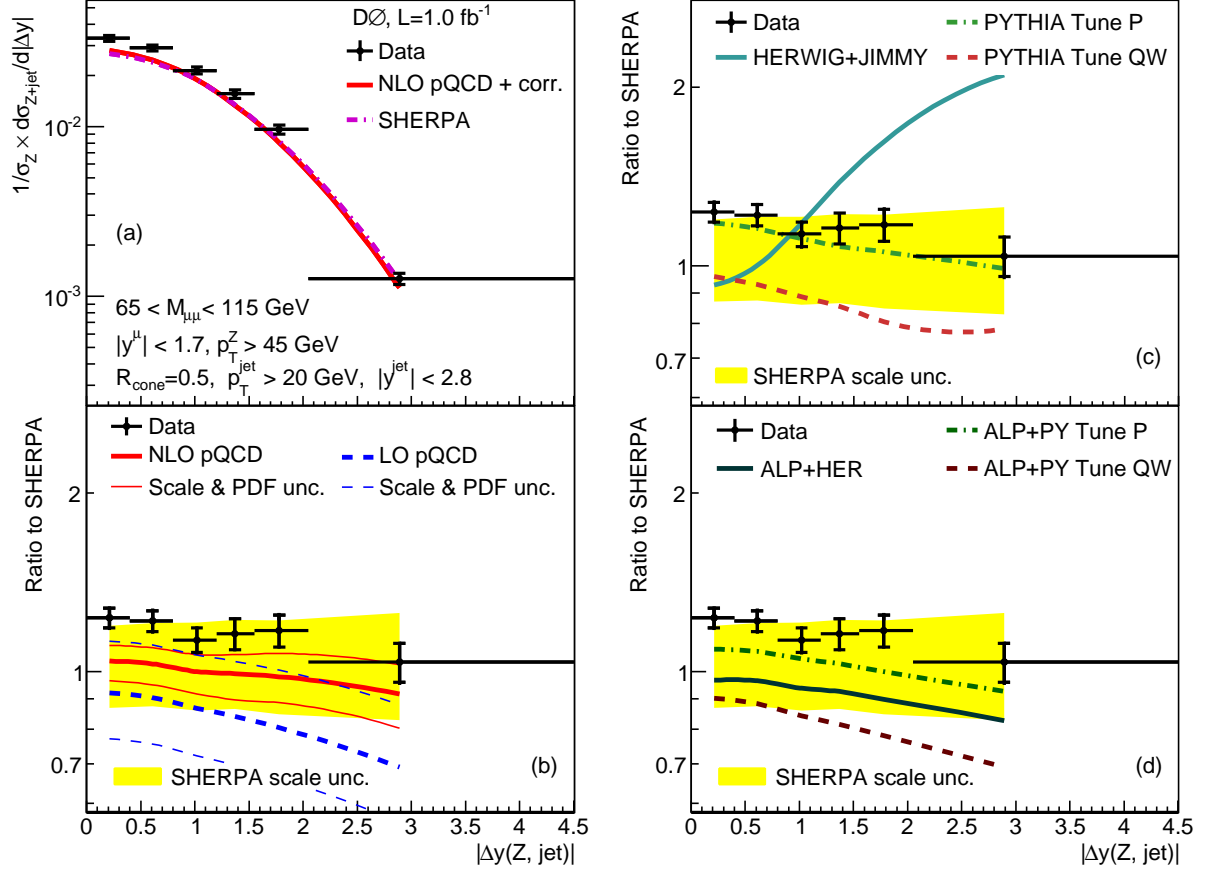


FIG. 4: The measured normalized cross section in bins of $|\Delta y(Z, \text{jet})|$ for $Z/\gamma^* + \text{jet} + X$ events for $p_T^Z > 45 \text{ GeV}$. The distribution is shown in (a) and compared to various theoretical predictions in (b), (c), and (d).

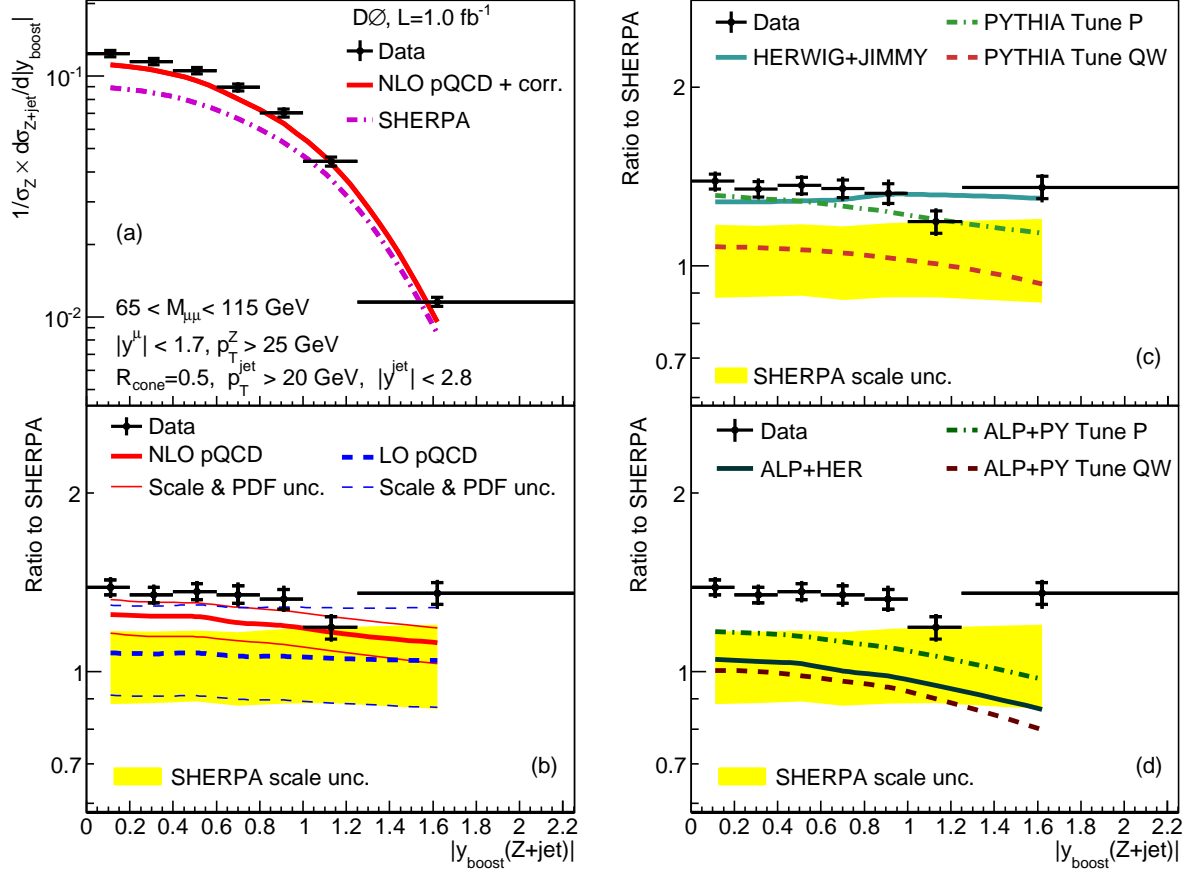


FIG. 5: The measured normalized cross section in bins of $|y_{\text{boost}}(Z + \text{jet})|$ for $Z/\gamma^* + \text{jet} + X$ events for $p_T^Z > 25 \text{ GeV}$. The distribution is shown in (a) and compared to various theoretical predictions in (b), (c), and (d).

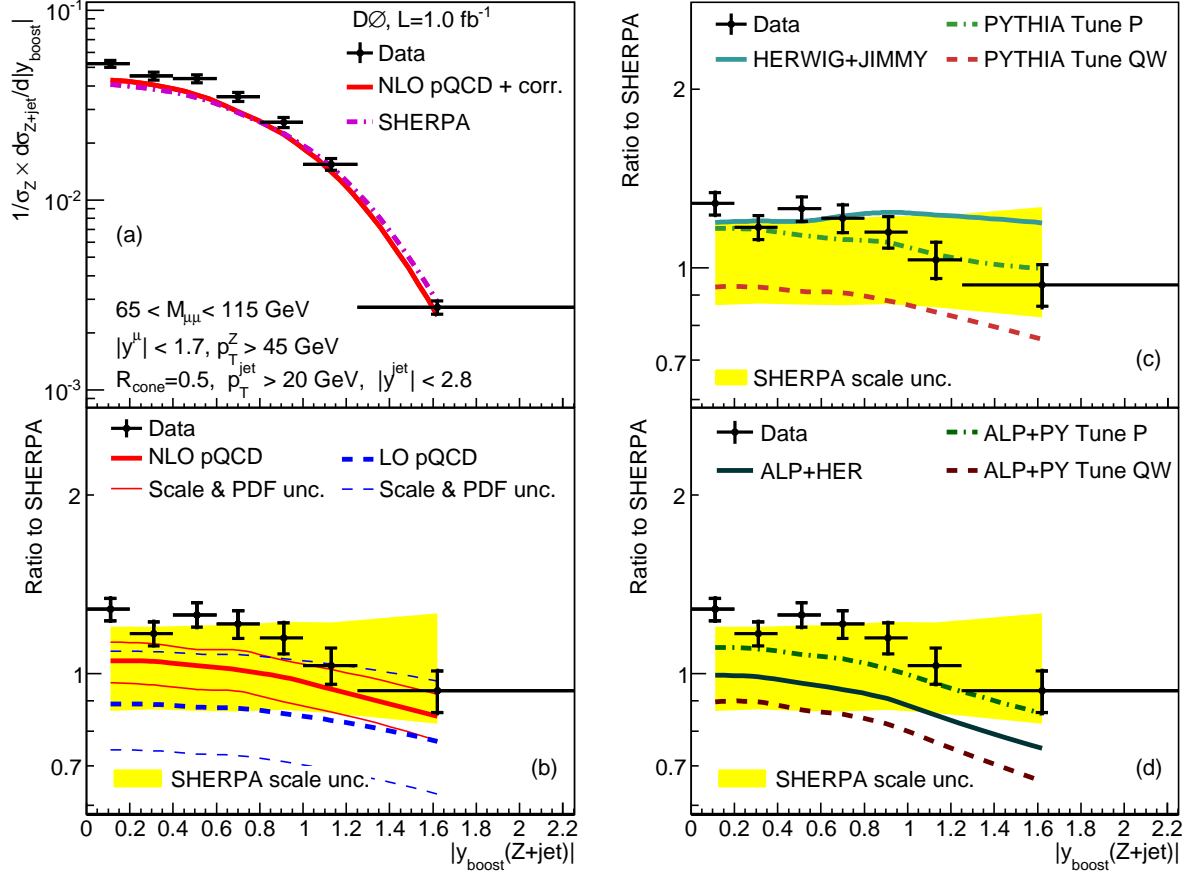


FIG. 6: The measured normalized cross section in bins of $|y_{\text{boost}}(Z + \text{jet})|$ for $Z/\gamma^* + \text{jet} + X$ events for $p_T^Z > 45 \text{ GeV}$. The distribution is shown in (a) and compared to various theoretical predictions in (b), (c), and (d).

TABLES OF RESULTS

Tables VII to XII contain the normalized differential cross sections, $1/\sigma(Z/\gamma^*) \times d\sigma(Z/\gamma^* + \text{jet})/dX$, for the three angular variables $\Delta\phi(Z, \text{jet})$, $|\Delta y(Z, \text{jet})|$ and $|y_{\text{boost}}(Z + \text{jet})|$. For each bin we present the bin edges, bin average (defined in the main text), measured value, statistical uncertainty, uncorrelated systematic uncertainty, and the systematic uncertainties from the following sources, which are correlated across all bins and all distributions:

1. $\Delta\phi, \Delta y, y_{\text{boost}}$ re-weighting;
2. Jet y reweighting;

3. Z/γ^* p_T reweighting;
4. Jet p_T reweighting;
5. Data overlay on simulation;
6. Muon $1/p_T$ resolution;
7. Muon identification efficiency;
8. Jet identification efficiency;
9. Jet energy resolution;
10. Jet energy scale.

TABLE VII: The measured cross section in bins of $\Delta\phi(Z, \text{jet})$ for $Z/\gamma^* + \text{jet} + X$ events with $p_T^Z > 25$ GeV, normalized to the measured Z/γ^* cross section.

$\Delta\phi$ (rad)	$\langle \Delta\phi \rangle$ (rad)	result (1/rad)	stat. unc. (%)	uncorr. unc. (%)	source 1 (%)	source 2 (%)	source 3 (%)	source 4 (%)	source 5 (%)	source 6 (%)	source 7 (%)	source 8 (%)	source 9 (%)	source 10 (%)
0.0-1.5	1.09	0.000282	$\pm 12.$	± 4.0	16.	-20.	0.7 -0.7	-1.9 1.9	-1.0 1.0	8.0 -8.0	-3.2 1.3	-3.8 5.3	2.4 -2.4	-0.3 0.1 -4.4 6.3
1.5-2.2	1.95	0.00422	± 6.9	± 0.8	3.2	-4.2	0.7 -0.7	-1.0 1.0	-0.5 0.5	2.1 -2.1	-3.5 4.2	-4.4 3.4	1.3 -1.3	-0.8 -0.7 -3.7 2.9
2.2-2.5	2.38	0.0193	± 5.5	± 0.9	1.4	-1.6	0.5 -0.5	-0.6 0.6	-0.3 0.3	0.5 -0.5	-2.6 1.6	-3.7 3.3	0.1 -0.1	-0.3 -0.2 -2.8 2.4
2.5-2.7	2.61	0.0527	± 4.2	± 0.8	1.1	-1.4	0.5 -0.5	-0.3 0.3	-0.2 0.2	0.6 -0.6	-1.7 1.9	-2.4 2.3	-1.2 1.2	-0.1 -0.3 -2.9 2.8
2.7-2.9	2.81	0.113	± 2.8	± 0.6	0.8	-2.1	0.5 -0.5	-0.3 0.3	-0.1 0.1	0.8 -0.8	-1.2 1.1	-1.7 1.8	-0.9 0.8	0.1 0.2 -1.7 2.1
2.9-3.2	3.04	0.332	± 1.7	± 0.4	-0.3	0.3	0.2 -0.2	-0.5 0.5	0.0 -0.0	-0.4 0.4	2.2 -1.8	-1.0 1.2	-1.1 1.1	0.2 0.0 -1.3 1.3

TABLE VIII: The measured cross section in bins of $|\Delta y(Z, \text{jet})|$ for $Z/\gamma^* + \text{jet} + X$ events with $p_T^Z > 25$ GeV, normalized to the measured Z/γ^* cross section.

$ \Delta y $	$\langle \Delta y \rangle$	result	stat. unc. (%)	uncorr. unc. (%)	source 1 (%)	source 2 (%)	source 3 (%)	source 4 (%)	source 5 (%)	source 6 (%)	source 7 (%)	source 8 (%)	source 9 (%)	source 10 (%)
0.00-0.40	0.21	0.0791	± 2.6	± 0.6	0.5 -0.5	0.3 -0.3	-0.4 0.4	-0.1 0.1	0.1 -0.1	0.8 -0.3	-1.6 1.8	-1.1 1.1	0.3 0.2	-1.4 1.6
0.40-0.80	0.61	0.0679	± 2.8	± 0.6	0.1 -0.1	0.3 -0.3	-0.4 0.4	-0.1 0.1	-0.6 0.6	0.4 -0.4	-1.5 1.6	-0.9 0.9	-0.3 -0.2	-1.6 1.5
0.80-1.20	1.02	0.0568	± 3.0	± 0.7	-0.1 0.1	0.4 -0.4	-0.4 0.4	-0.1 0.1	-0.0 0.0	0.5 -0.5	-1.4 1.6	-1.1 1.1	0.1 0.1	-1.5 1.6
1.20-1.55	1.37	0.0452	± 3.6	± 0.9	-0.2 0.2	0.2 -0.2	-0.4 0.4	-0.1 0.1	0.1 -0.1	0.3 -0.8	-1.6 1.4	-0.3 0.3	-0.1 -0.6	-1.8 1.6
1.55-2.05	1.78	0.0274	± 3.8	± 0.9	-0.4 0.4	-0.2 0.2	-0.4 0.4	-0.1 0.1	1.1 -1.1	1.1 -0.1	-1.3 1.8	-1.2 1.2	0.4 0.4	-1.8 2.5
2.05-4.50	2.89	0.00480	± 4.0	± 1.1	-0.6 0.6	-1.1 1.1	-0.5 0.5	-0.1 0.1	1.3 -1.3	-0.1 -0.8	-2.0 1.5	-0.5 0.5	-0.0 -0.1	-3.0 2.6

TABLE IX: The measured cross section in bins of $|y_{\text{boost}}(Z + \text{jet})|$ ($|y_b|$) for $Z/\gamma^* + \text{jet} + X$ events with $p_T^Z > 25$ GeV, normalized to the measured Z/γ^* cross section.

$ y_b $	$\langle y_b \rangle$	result	stat. unc. (%)	uncorr. unc. (%)	source 1 (%)	source 2 (%)	source 3 (%)	source 4 (%)	source 5 (%)	source 6 (%)	source 7 (%)	source 8 (%)	source 9 (%)	source 10 (%)
0.00-0.20	0.11	0.124	± 2.9	± 0.6	1.0 -1.0	0.4 -0.4	-0.4 0.4	-0.2 0.2	-0.5 0.5	0.2 -0.9	-1.8 1.6	-1.0 1.0	-0.1 -0.2	-1.3 1.4
0.20-0.40	0.31	0.115	± 3.0	± 0.7	0.8 -0.8	0.5 -0.5	-0.4 0.4	-0.1 0.1	-0.3 0.3	1.0 0.1	-1.3 1.5	-1.0 1.0	0.1 0.1	-1.2 1.5
0.40-0.60	0.51	0.105	± 3.2	± 0.7	0.8 -0.8	0.4 -0.4	-0.4 0.4	-0.1 0.1	0.3 -0.3	0.4 -0.8	-1.6 1.7	-0.7 0.7	0.1 -0.3	-1.2 1.4
0.60-0.80	0.70	0.0895	± 3.4	± 0.8	1.1 -1.1	0.5 -0.5	-0.4 0.4	-0.1 0.1	0.6 -0.6	0.5 -0.1	-1.3 1.7	-0.9 0.9	0.2 0.4	-2.1 2.0
0.80-1.00	0.91	0.0701	± 3.9	± 0.9	0.8 -0.8	0.3 -0.3	-0.4 0.4	-0.1 0.1	0.5 -0.5	0.9 -0.5	-1.4 2.1	-1.1 1.1	0.2 -0.1	-1.8 2.6
1.00-1.25	1.13	0.0442	± 4.4	± 1.0	0.9 -0.9	0.2 -0.2	-0.4 0.4	-0.1 0.1	0.4 -0.4	0.7 -0.4	-1.6 1.4	-1.1 1.1	-0.1 0.2	-2.4 2.1
1.25-2.25	1.62	0.0115	± 4.2	± 1.1	0.3 -0.3	-0.7 0.7	-0.5 0.5	-0.0 0.0	0.6 -0.6	0.2 -0.2	-1.8 1.5	-0.5 0.5	0.1 -0.3	-3.1 2.2

TABLE X: The measured cross section in bins of $\Delta\phi(Z, \text{jet})$ for $Z/\gamma^* + \text{jet} + X$ events with $p_T^Z > 45$ GeV, normalized to the measured Z/γ^* cross section.

$\Delta\phi$ (rad)	$\langle \Delta\phi \rangle$ (rad)	result (1/rad)	stat. unc. (%)	uncorr. unc. (%)	source 1 (%)	source 2 (%)	source 3 (%)	source 4 (%)	source 5 (%)	source 6 (%)	source 7 (%)	source 8 (%)	source 9 (%)	source 10 (%)
0.0-1.5	1.09	0.0000488	$\pm 26.$	$\pm 12.$	25.	-30.	0.8 -0.8	2.5 -2.5	-2.5 2.5	8.1 -8.1	-6.0 12.	-6.8 5.9	7.2 -7.2	-4.4 -2.1 -2.8 -1.5
1.5-2.2	1.95	0.000761	$\pm 16.$	± 1.1	4.7	-6.1	0.7 -0.7	1.5 -1.5	-1.5 1.5	1.1 -1.1	-2.7 3.5	-5.9 5.6	1.9 -1.9	-0.8 -1.1 -1.0 0.1
2.2-2.5	2.38	0.00657	± 9.1	± 1.2	1.9	-2.1	0.8 -0.8	1.2 -1.2	-0.1 0.1	1.4 -1.4	-3.0 2.3	-4.0 3.9	-0.2 0.2	0.1 0.0 -0.1 0.7
2.5-2.7	2.61	0.0191	± 6.9	± 1.1	1.2	-1.5	0.3 -0.3	1.1 -1.1	-0.5 0.5	-1.7 1.7	-2.6 0.9	-3.3 3.3	-0.7 0.7	-0.3 -0.2 -1.2 0.8
2.7-2.9	2.81	0.0383	± 4.8	± 0.8	0.9	-2.3	0.5 -0.5	1.0 -1.0	-0.5 0.5	0.5 -0.5	-2.1 2.1	-2.6 2.4	-0.5 0.5	-0.2 0.0 -0.8 0.5
2.9-3.2	3.04	0.135	± 2.5	± 0.5	-0.4	0.4	0.3 -0.3	0.7 -0.7	-0.7 0.7	-0.0 0.0	1.2 -1.3	-1.4 1.5	-0.9 0.9	0.1 0.5 -0.3 0.3

TABLE XI: The measured cross section in bins of $|\Delta y(Z, \text{jet})|$ for $Z/\gamma^* + \text{jet} + X$ events with $p_T^Z > 45$ GeV, normalized to the measured Z/γ^* cross section.

$ \Delta y $	$\langle \Delta y \rangle$	result	stat. unc. (%)	uncorr. unc. (%)	source 1 (%)	source 2 (%)	source 3 (%)	source 4 (%)	source 5 (%)	source 6 (%)	source 7 (%)	source 8 (%)	source 9 (%)	source 10 (%)
0.00-0.40	0.21	0.0331	± 3.9	± 0.8	0.0 0.0	0.3 -0.3	0.7 -0.7	-0.7 0.7	0.3 -0.3	0.4 -0.2	-1.9 1.8	-0.7 0.7	-0.0 -0.1	-0.5 0.3
0.40-0.80	0.61	0.0291	± 4.1	± 0.8	0.0 0.0	0.3 -0.3	0.7 -0.7	-0.7 0.7	-0.7 0.7	-0.1 -0.1	-1.9 2.0	-0.6 0.6	-0.1 -0.0	-0.4 0.4
0.80-1.20	1.02	0.0214	± 4.7	± 0.9	0.0 0.0	0.4 -0.4	0.8 -0.8	-0.8 0.8	-0.0 0.0	-0.2 -0.2	-1.9 1.7	-0.9 0.9	-0.1 -0.2	-0.9 0.3
1.20-1.55	1.37	0.0156	± 5.9	± 1.3	0.0 0.0	0.4 -0.4	0.8 -0.8	-0.8 0.8	0.3 -0.3	0.1 -0.3	-1.8 1.8	-0.4 0.4	0.1 0.0	-0.2 0.5
1.55-2.05	1.78	0.00960	± 6.2	± 1.3	0.0 0.0	-0.0 0.0	0.9 -0.9	-0.8 0.8	0.1 -0.1	0.4 -0.7	-1.9 2.5	-0.9 0.9	0.2 0.5	-0.3 1.2
2.05-4.50	2.89	0.00127	± 7.6	± 1.6	0.0 0.0	-1.1 1.1	1.0 -1.0	-0.6 0.6	1.2 -1.2	-1.2 -0.0	-2.4 2.1	-0.2 0.2	-0.2 0.1	-0.7 0.2

TABLE XII: The measured cross section in bins of $|y_{\text{boost}}(Z + \text{jet})|$ ($|y_b|$) for $Z/\gamma^* + \text{jet} + X$ events with $p_T^Z > 45$ GeV, normalized to the measured Z/γ^* cross section.

$ y_b $	$\langle y_b \rangle$	result	stat. unc. (%)	uncorr. unc. (%)	source 1 (%)	source 2 (%)	source 3 (%)	source 4 (%)	source 5 (%)	source 6 (%)	source 7 (%)	source 8 (%)	source 9 (%)	source 10 (%)
0.00-0.20	0.11	0.0523	± 4.3	± 0.9	0.8 -0.8	0.3 -0.3	0.7 -0.7	-0.9 0.9	-0.8 0.8	-0.2 -0.7	-2.1 2.0	-0.7 0.7	-0.0 -0.1	-0.2 0.1
0.20-0.40	0.31	0.0450	± 4.6	± 0.9	0.7 -0.7	0.4 -0.4	0.7 -0.7	-0.8 0.8	0.6 -0.6	1.0 -0.3	-1.8 1.8	-0.8 0.8	0.1 0.2	-0.3 0.4
0.40-0.60	0.51	0.0436	± 4.7	± 1.0	0.5 -0.5	0.3 -0.3	0.7 -0.7	-0.7 0.7	-0.6 0.6	0.3 -0.0	-2.1 2.0	-0.4 0.4	-0.1 -0.2	-0.4 0.3
0.60-0.80	0.70	0.0350	± 5.3	± 1.1	0.6 -0.6	0.2 -0.2	0.7 -0.7	-0.7 0.7	-0.5 0.5	-0.1 -0.2	-1.8 2.0	-1.0 1.0	0.1 0.4	-0.3 0.8
0.80-1.00	0.91	0.0257	± 6.1	± 1.2	0.2 -0.2	0.2 -0.2	0.9 -0.9	-0.6 0.6	0.4 -0.4	-0.1 -0.5	-1.9 2.3	-0.6 0.6	0.1 -0.2	-0.6 0.6
1.00-1.25	1.13	0.0155	± 7.0	± 1.4	0.1 -0.1	-0.0 0.0	0.9 -0.9	-0.5 0.5	1.0 -1.0	-0.2 -0.5	-1.8 1.8	-1.0 1.0	-0.4 -0.0	-0.8 0.6
1.25-2.25	1.62	0.00272	± 8.1	± 1.5	-0.7 0.7	-0.2 0.2	1.5 -1.5	-0.5 0.5	1.5 -1.5	-1.9 1.4	-1.9 1.6	-0.3 0.3	-0.1 -0.4	-1.8 0.2