

A Precision Measurement of the Mass of the Top Quark

DØ Collaboration*

*A list of authors and their affiliations appears at the end of the paper

The Standard Model (SM) of particle physics contains about two dozen parameters – such as particle masses – whose origins are still unknown and cannot be predicted, but whose values are constrained through their interactions. In particular, the masses of the top (t) quark (M_t) and W boson (M_W) [1] constrain the mass of the long-hypothesized, but thus far not observed, Higgs boson. A precise measurement of the top-quark mass can therefore point to where to look for the Higgs, and indeed whether the hypothesis of a SM Higgs is consistent with experimental data. Since top quarks are produced in pairs and decay in only $\approx 10^{-24}$ s into various final states, reconstructing their mass from their decay products is very challenging. Here we report a technique that extracts far more information from each top-quark event and yields a greatly improved precision on the top mass of ± 5.3 GeV/ c^2 , compared to previous measurements [2]. When our new result is combined with our published measurement in a complementary decay mode [3] and with the only other measurements available [2], the new world average for M_t becomes 178.0 ± 4.3 GeV/ c^2 [4]. As a result, the most likely Higgs mass increases from the experimentally excluded [5] value of 96 GeV/ c^2 [6] to 117 GeV/ c^2 , which is beyond current experimental sensitivity. The upper limit on the Higgs mass at 95% confidence level is raised from 219 GeV/ c^2 to 251 GeV/ c^2 .

The discovery of the top quark in 1995 served as one of the major confirmations of the validity of the SM [7, 8]. Of its many parameters, the mass of the top quark, in particular, reflects some of the most crucial aspects of the Model. This is because, in principle, the top quark is point-like and should be massless; yet, through its interactions with the hypothesized Higgs field, the physical mass of the top quark appears to be about the mass of a gold nucleus. Because it is so heavy, the top quark (along with the W boson) provides an unusually sensitive tool for investigating the Higgs field. M_W is known to a precision of 0.05%, while the uncertainty on M_t is at the 3% level [1]. Improvements in both measurements are required to restrict further the allowed range of mass for the Higgs; however, given the large uncertainty in the top mass, an improvement in its precision is particularly important. As has been pointed out recently, e.g., in Refs. [9, 10], a potential problem for the SM is that, based on the presently accepted mass of the top quark, the most likely value of the Higgs mass [6] lies in a range that has already been excluded by experiment [5]. Precise knowledge of the Higgs mass is crucial for our understanding of the SM and any possible new physics beyond it. For example, in a large class of supersymmetric models (theoretically preferred solutions to the deficiencies of the SM), the Higgs mass has to be less than ≈ 135 GeV/ c^2 . While, unlike the SM, supersymmetry predicts more than one Higgs boson, the properties of the lightest one are expected to be essentially the same as those for the SM Higgs boson. Thus, if the SM-like Higgs is heavier than ≈ 135 GeV/ c^2 , it would disfavor a large class of supersymmetric models. In addition, the current limits on supersymmetric particles from LEP [11] are extremely sensitive to the mass of the top quark. In fact, for a top-quark mass greater than 179 GeV/ c^2 , the bounds on one of the major supersymmetry parameters, $\tan\beta$, which relates the properties of the SM-like Higgs boson and its heavier partners, would disappear completely [12]. Hence, in addition to the impact on searches for the Higgs boson, other important consequences call for improved precision on the top mass, and this goal is the main subject of this paper.

The DØ experiment at the Fermilab Tevatron has studied a sample of $t\bar{t}$ events produced in proton-antiproton ($p\bar{p}$) interactions [13]. The total energy of 1.8 TeV released in a head-on collision of a 900 GeV p and 900 GeV \bar{p} is almost as large as the rest energy of ten gold nuclei. Each top (antitop) quark decays almost immediately into a bottom b (\bar{b}) quark and a W^+ (W^-) boson, and we have reexamined those events in which one of the W bosons decays into a charged lepton (electron or muon) and a neutrino, and the other W into a quark and an antiquark (see Figure 1). These events and their selection criteria are identical to those used to extract the mass of the top quark in our previous publication, and correspond to an integrated luminosity of 125 events/pb. (That is, given the production cross section of the $t\bar{t}$ in $p\bar{p}$ collisions at 1.8 TeV of 5.7 pb, as measured by DØ [14], these data correspond to approximately 700 produced $t\bar{t}$ pairs, a fraction of which is fully detected in various possible decay modes. Approximately 30% of these correspond to the “lepton + jets” topology categorized in Figure 2, where “jet” refers to products of the fragmentation of a quark into a collimated group of particles that are emitted along the quark’s original direction.) The main background processes correspond to multijet production (20%), where one of the jets is reconstructed incorrectly as a lepton, and the W + jets production with leptonic W decays (80%), which has the same topology as the $t\bar{t}$ signal.

The previous DØ top-quark mass measurement in this lepton + jets channel is $M_t = 173.3 \pm 5.6$ (stat) ± 5.5 (syst) GeV/ c^2 , and is based on 91 candidate events. Information pertaining to the detector and to the older analysis can be found in Refs. [15] and [13], respectively.

The new method of the top-quark mass measurement is similar to one suggested previously [16, 17] for $t\bar{t}$ dilepton decay channels (where both W bosons decay leptonically), and used in previous mass analyses of dilepton events [3], and akin to an approach suggested for the measurement of the mass of the W boson at LEP [18, 19, 20]. The critical differences from previous analyses in the lepton + jets decay channel lie in: (i) the assignment of more weight to events that are well measured or more likely to correspond to $t\bar{t}$ signal, and (ii) the handling of the combinations of final-state objects (lepton, jets, and imbalance in transverse momentum, the latter being a signature for an undetected neutrino) and their identification with top-quark decay products in an event (e.g., from ambiguity in choosing jets that correspond to b or \bar{b} quarks from the decays of the t and \bar{t} quarks). Also, since leading-order matrix elements were used to calculate the event weights, only events with exactly four jets are kept in this analysis, resulting in a candidate sample of 71 events. Although we are left with fewer events, the new method for extracting the mass of the top quark provides substantial improvement in both statistical and systematic uncertainties.

We calculate as a function of top mass the differential probability that the measured variables in any event correspond to signal. The maximum in the product of these individual event probabilities provides the best estimate of the mass of the top quark in the data sample. The impact of biases from imperfections in the detector and event reconstruction algorithms is taken into account in two ways. Geometric acceptance, trigger efficiencies, event selection, etc., enter through a multiplicative acceptance function that is independent of M_t . Because the angular directions of all the objects in the event, as well as the electron momentum, are measured with high precision, their measured values are used directly in the calculation of the probability that any event corresponds to $t\bar{t}$ or background production. The known momentum resolution is used to account for uncertainties in measurements of jet energies and muon momenta.

As in the previous analysis [13], momentum conservation in γ +jet events is used to check that the energies of jets in the experiment agree with Monte Carlo (MC) simulation. This calibration has an uncertainty $\delta E = (0.025E + 0.5 \text{ GeV})$. Consequently, all jet energies in our sample are rescaled by $\pm\delta E$, the analysis redone, and half of the difference in the two rescaled results for M_t ($\delta M_t = 3.3 \text{ GeV}/c^2$) is taken as a systematic uncertainty from this source. All other contributions to systematic uncertainty: Monte Carlo modeling of signal ($\delta M_t = 1.1 \text{ GeV}/c^2$) and background ($\delta M_t = 1.0 \text{ GeV}/c^2$), effect of calorimeter noise and event pile-up ($\delta M_t = 1.3 \text{ GeV}/c^2$), and other corrections from top-quark mass extraction ($\delta M_t = 0.6 \text{ GeV}/c^2$) are much smaller, and discussed in detail in Refs. [21, 22]. It should be noted that the new mass measurement method provides a significant ($\approx 40\%$, from ± 5.5 to $\pm 3.9 \text{ GeV}/c^2$) reduction in systematic uncertainty, which is ultimately dominated by the measurement of jet energies. For details on the new analysis, see the Methods section.

The final result is $M_t = 180.1 \pm 3.6$ (stat) ± 3.9 (syst) GeV/c^2 . The improvement in statistical uncertainty over our previous measurement is equivalent to collecting a factor of 2.4 as much data. Combining the statistical and systematic uncertainties in quadrature, we obtain $M_t = 180.1 \pm 5.3 \text{ GeV}/c^2$, which is consistent with our previous measurement in the same channel (at ≈ 1.4 standard deviations), and has a precision comparable to all previous top-quark mass measurements combined [1].

The new measurement can be combined with that obtained for the dilepton sample that was also collected at $D\bar{O}$ during Run I [3] ($M_t = 168.4 \pm 12.3$ (stat) ± 3.6 (syst) GeV/c^2), to yield the new $D\bar{O}$ average for the mass of the top quark:

$$M_t = 179.0 \pm 5.1 \text{ GeV}/c^2 \text{ (D}\bar{\text{O}}). \quad (1)$$

Combining this with measurements from the CDF experiment [2], provides a new “world average” (based on all measurements available) for the top-quark mass [4]:

$$M_t = 178.0 \pm 4.3 \text{ GeV}/c^2 \text{ (All available data)}, \quad (2)$$

dominated by our new measurement. This new world average shifts the best-fit value of the expected Higgs mass from $96 \text{ GeV}/c^2$ to $117 \text{ GeV}/c^2$ (see Figure 3), which is now outside of the experimentally-excluded region, yet accessible in the current run of the Tevatron and at future runs at the Large Hadron Collider (LHC), currently under construction at CERN. (The upper limit on the Higgs mass at 95% confidence level changes from $219 \text{ GeV}/c^2$ to $251 \text{ GeV}/c^2$.) Figure 3 shows the effect of using only the new $D\bar{O}$ top mass for fits to the Higgs mass, and indicates a best value of $123 \text{ GeV}/c^2$ and the upper limit of $277 \text{ GeV}/c^2$ at 95% confidence level. It should be noted that the horizontal scale in Figure 3 is logarithmic, and the limits on the Higgs boson mass are therefore asymmetric.

The new method is already being applied to data being collected by the CDF and $D\bar{O}$ experiments at the new run of the Fermilab Tevatron and should provide even higher precision on the determination of the top-quark mass, equivalent to more than a doubling of the data sample, relative to using the conventional method. An ultimate precision of at $\approx 2 \text{ GeV}/c^2$ on the top-quark mass is expected to be reached in several years of Tevatron operation. Further improvement may eventually come from the LHC.

Methods

The probability density as a function of M_t can be written as a convolution of the calculable cross section and any effects from measurement resolution:

$$P(x, M_t) = \frac{1}{\sigma(M_t)} \int d\sigma(y, M_t) dq_1 dq_2 f(q_1) f(q_2) W(y, x) \quad (3)$$

where $W(y, x)$, our general transfer function, is the normalized probability for the measured set of variables x to arise from a set of nascent (partonic) variables y , $d\sigma(y, M_t)$ is the partonic theoretical differential cross section, $f(q)$ are parton distribution functions that reflect the probability of finding any specific interacting quark (antiquark) with momentum q within the proton (antiproton), and $\sigma(M_t)$ is the total cross section for producing $t\bar{t}$. The integral in Eq. (3) sums over all possible parton states leading to what is observed in the detector.

The acceptance of the detector is given in terms of a function $A(x)$ that relates the probability $P_m(x, M_t)$ of measuring the observed variables x to their production probability $P(x, M_t)$: $P_m(x, M_t) = A(x)P(x, M_t)$. Effects from energy resolution, etc., are taken into account in the transfer function $W(y, x)$. The integrations in Eq. (3) over the eleven well-measured variables (three components of charged-lepton momentum and eight jet angles) and the four equations of energy-momentum conservation, leave five integrals that must be performed to obtain the probability that any event represents $t\bar{t}$ (or background) production for some specified value of top mass M_t .

The probability for a $t\bar{t}$ interpretation can be written as:

$$P_{t\bar{t}} = \frac{1}{12\sigma_{t\bar{t}}} \int d^5\Omega \sum_{\text{perm.}, \nu} |\mathcal{M}_{t\bar{t}}|^2 \frac{f(q_1)f(q_2)}{|q_1||q_2|} \Phi_6 W_{\text{jets}}(E_{\text{part}}, E_{\text{jet}}),$$

where Ω represents a set of five integration variables, $\mathcal{M}_{t\bar{t}}$ is the leading-order matrix element for $t\bar{t}$ production [24, 26], $f(q_1)$ and $f(q_2)$ are the CTEQ4M parton distribution functions for the incident quarks [25], Φ_6 is the phase-space factor for the 6-object final state, and the sum is over all 12 permutations of the jets and all possible neutrino solutions. $W_{\text{jets}}(E_{\text{part}}, E_{\text{jet}})$ corresponds to a function that maps parton-level energies E_{part} to energies measured in the detector E_{jet} , and is based on MC studies. A similar expression, using a matrix element for W + jets production (the dominant background source) that is independent of M_t , is used to calculate the probability for a background interpretation, P_{bkg} .

Studies of samples of HERWIG [23] MC events indicate that the new method is capable of providing almost a factor of two reduction in the statistical uncertainty on the extracted M_t . These studies also reveal that there is a systematic shift in the extracted M_t that depends on the amount of background there is in the data. To minimize this effect, a selection is introduced based on the probability that an event represents background. The specific value of the P_{bkg} cutoff is based on MC studies carried out before applying the method to data, and, for a top mass of 175 GeV/ c^2 , retains 71% of the signal and 30% of the background. A total of 22 data events out of our 71 candidates pass this selection.

The final likelihood as a function of M_t is written as:

$$\ln L(M_t) = \sum_{i=1}^N \ln [c_1 P_{t\bar{t}}(x_i, M_t) + c_2 P_{\text{bkg}}(x_i)] - N \int A(x) [c_1 P_{t\bar{t}}(x, M_t) + c_2 P_{\text{bkg}}(x)] dx,$$

The integration is performed using MC methods. The best value of M_t (when L is at its maximum L_{max}) represents the most likely mass of top in the final N -event sample, and the parameters c_i reflect the amounts of signal and background. MC studies show that there is a downward shift of 0.5 GeV/ c^2 in the extracted mass, and this correction is applied to the result. Reasonable changes in the cutoff on P_{bkg} do not have significant impact on M_t .

Figure 4 shows the value of $L(M_t)/L_{\text{max}}$ as a function of M_t for the 22 events that pass all selection criteria, after correction for the 0.5 GeV/ c^2 bias in mass. The likelihood is maximized with respect to the parameters c_i at each mass point. The Gaussian fit in the figure yields $M_t = 180.1$ GeV/ c^2 , with a statistical uncertainty of $\delta M_t = 3.6$ GeV/ c^2 . The systematic uncertainty, dominated by the measurement of jet energies, as discussed above, amounts to $\delta M_t = 3.9$ GeV/ c^2 . When added in quadrature to the statistical uncertainty from the fit, it yields the overall uncertainty on the new top-quark mass measurement of ± 5.3 GeV/ c^2 .

We wish to note the great number of contributions made by the late Harry Melanson to the DØ experiment, through his steady and inspirational leadership of the physics, reconstruction and algorithm efforts.

Correspondence and requests for material should be addressed to J. Estrada (estrada@fnal.gov).

We are grateful to our colleagues Arnulf Quadt and Martijn Mulders for careful reading of the manuscript and detailed comments. We thank the staffs at Fermilab and collaborating institutions, and acknowledge support

from the Department of Energy and National Science Foundation (USA), Commissariat à L'Énergie Atomique and CNRS/Institut National de Physique Nucléaire et de Physique des Particules (France), Ministry for Science and Technology and Ministry for Atomic Energy (Russia), CAPES, CNPq and FAPERJ (Brazil), Departments of Atomic Energy and Science and Education (India), Colciencias (Colombia), CONACyT (Mexico), Ministry of Education and KOSEF (Korea), CONICET and UBACyT (Argentina), The Foundation for Fundamental Research on Matter (The Netherlands), PPARC (United Kingdom), Ministry of Education (Czech Republic), A.P. Sloan Foundation, and the Research Corporation.

[*] Visitor from University of Zurich, Zurich, Switzerland.

[†] Visitor from Institute of Nuclear Physics, Krakow, Poland.

- [1] Hagiwara, K. *et al.*. Review of particle physics. *Phys. Rev. D* **66**, 010001 (2002), pp. 271–433.
- [2] Affolder, T. *et al.* (CDF Collaboration). Measurement of the top quark mass with the Collider Detector at Fermilab. *Phys. Rev. D* **63**, 032003 (2001), pp. 1–43.
- [3] Abbott, B *et al.* (DØ Collaboration). Measurement of the top quark mass in the dilepton channel. *Phys. Rev. D* **60**, 052001 (1999), pp. 1–21.
- [4] The CDF Collaboration, the DØ Collaboration, and the TEVATRON Electro-Weak Working Group. Combination of CDF and DØ Results on the Top-Quark Mass. Preprint hep-ex/0404010, 1–7, (2004).
- [5] Barate, R. *et al.* (ALEPH Collaboration, DELPHI Collaboration, L3 Collaboration, OPAL Collaboration, and LEP Working Group for Higgs boson searches). Search for the standard model Higgs boson at LEP. *Phys. Lett.* **B565**, 61–75 (2003).
- [6] The LEP Collaborations ALEPH, DELPHI, L3, and OPAL, the LEP Electroweak Working Group, and the SLD Heavy Flavour Group. A combination of preliminary electroweak measurements and constraints on the standard model. Preprint hep-ex/0312023, 144–159 (2003).
- [7] Abe, F. *et al.* (CDF Collaboration). Observation of top quark production in $p\bar{p}$ collisions with the Collider Detector at Fermilab. *Phys. Rev. Lett.* **74**, 2626–2631 (1995).
- [8] Abachi, S. *et al.* (DØ Collaboration). Observation of the top quark. *Phys. Rev. Lett.* **74**, 2632–2637 (1995).
- [9] Ellis, J. The 115 GeV Higgs odyssey. *Comments Nucl. Part. Phys. A* **2**, 89–103 (2002);
- [10] Chanowitz, M.S. Electroweak data and the Higgs boson mass: a case for new physics. *Phys. Rev. D* **66**, 073002 (2002), pp. 1–15.
- [11] The LEP Collaborations ALEPH, DELPHI, L3, and OPAL, the LEP Higgs Working Group. Searches for the neutral Higgs bosons of the MSSM: preliminary combined results using LEP data collected at energies up to 209 GeV. preprint hep-ex/0107030, pp. 8–9 (2001).
- [12] Degrassi, G., Heinemeyer, S., Hollik, W., Slavich, P., and Weiglein, G. Towards high-precision predictions for the MSSM Higgs sector. *Eur. Phys. J. C* **28**, 133–143 (2003).
- [13] Abbott, B. *et al.* (DØ Collaboration). Direct measurement of the top quark mass by the DØ collaboration. *Phys. Rev. D* **58**, 052001 (1998), pp. 1–39.
- [14] Abazov, V.M. *et al.* (DØ Collaboration). $t\bar{t}$ production cross section in $p\bar{p}$ collisions at $\sqrt{s} = 1.8$ TeV. *Phys. Rev. D* **67**, 012004 (2003), pp. 1–53.
- [15] Abachi, S. *et al.* (DØ Collaboration). The DØ detector. *Nucl. Instrum. Methods Phys. Res. A* **338**, 185–253 (1994).
- [16] Dalitz, R.H. and Goldstein, G.R. Test of analysis method for top-antitop production and decay events. *Proc. R. Soc. Lond. A* **445**, 2803–2834 (1999) and references therein.
- [17] Kondo, K. *et al.* Dynamical likelihood method for reconstruction of events with missing momentum. 3: analysis of a CDF high p_T $e\mu$ event as $t\bar{t}$ production. *J. Phys. Soc. Jap.* **62**, 1177–1182 (1993).
- [18] Berends, F.A., Papadopoulos, C.G., and Pittau, R. On the determination of M_W and TGCs in W -pair production using the best measured kinematical variables. *Phys. Lett. B* **417**, 385–389 (1998).
- [19] Abreu, P. *et al.* (DELPHI Collaboration). Measurement of the W pair cross-section and of the W Mass in e^+e^- interactions at 172 GeV. *Eur. Phys. J. C* **2**, 581–595 (1998).
- [20] Juste, A. Measurement of the W mass in e^+e^- annihilation. Ph.D. thesis, Universitat Autònoma de Barcelona (1998), pp. 1–160, preprint CERN-THESIS-99-012 (unpublished).
- [21] Estrada, J. Maximal use of kinematic information for extracting the top quark mass in single-lepton $t\bar{t}$ events. Ph.D. thesis, University of Rochester (2001), pp. 1–132, preprint FERMILAB-THESIS-2001-07 (unpublished).
- [22] Canelli, F. Helicity of the W boson in single-lepton $t\bar{t}$ events. Ph.D. thesis, University of Rochester (2003), pp. 1–241, preprint FERMILAB-THESIS-2003-22 (unpublished).
- [23] Marchesini, G. *et al.* HERWIG: a Monte Carlo event generator for simulating hadron emission reactions with interfering gluons. *Comput. Phys. Commun.* **67**, 465–508 (1992). We used version 5.1.
- [24] Mahlon, G. and Parke, S. Angular correlations in top quark pair production and decay at hadron colliders. *Phys. Rev. D* **53**, 4886–4896 (1996);
- [25] Lai, H.L. *et al.* (CTEQ Collaboration). Global QCD analysis and the CTEQ parton distributions. *Phys. Rev. D* **51**, 4763–4782 (1995).
- [26] Mahlon, G. and Parke, S. Maximizing spin correlations in top quark pair production at the Tevatron. *Phys. Lett. B* **411**,

173-179 (1997).

V.M. Abazov²², B. Abbott⁵⁵, A. Abdesselam¹¹, M. Abolins⁴⁸, V. Abramov²⁵, B.S. Acharya¹⁷, D.L. Adams⁵³, M. Adams³⁵, S.N. Ahmed²¹, G.D. Alexeev²², A. Alton⁴⁷, G.A. Alves², Y. Arnaud⁹, C. Avila⁵, V.V. Babintsev²⁵, L. Babukhadia⁵², T.C. Bacon²⁷, A. Baden⁴⁴, S. Baffioni¹⁰, B. Baldin³⁴, P.W. Balm²⁰, S. Banerjee¹⁷, E. Barberis⁴⁶, P. Baringer⁴¹, J. Barreto², J.F. Bartlett³⁴, U. Bassler¹², D. Bauer³⁸, A. Bean⁴¹, F. Beaudette¹¹, M. Begel⁵¹, A. Belyaev³³, S.B. Beri¹⁵, G. Bernardi¹², I. Bertram²⁶, A. Besson⁹, R. Beuselinck²⁷, V.A. Bezzubov²⁵, P.C. Bhat³⁴, V. Bhatnagar¹⁵, M. Bhattacharjee⁵², G. Blazey³⁶, F. Blekman²⁰, S. Blessing³³, A. Boehnlein³⁴, N.I. Bojko²⁵, T.A. Bolton⁴², F. Borcherding³⁴, K. Bos²⁰, T. Bose⁵⁰, A. Brandt⁵⁷, G. Briskin⁵⁶, R. Brock⁴⁸, G. Brooijmans⁵⁰, A. Bross³⁴, D. Buchholz³⁷, M. Buehler³⁵, V. Buescher¹⁴, V.S. Burtovoi²⁵, J.M. Butler⁴⁵, F. Canelli⁵¹, W. Carvalho³, D. Casey⁴⁸, H. Castilla-Valdez¹⁹, D. Chakraborty³⁶, K.M. Chan⁵¹, S.V. Chekulaev²⁵, D.K. Cho⁵¹, S. Choi³², S. Chopra⁵³, D. Claes⁴⁹, A.R. Clark²⁹, B. Connolly³³, W.E. Cooper³⁴, D. Coppage⁴¹, S. Crépé-Renaudin⁹, M.A.C. Cummings³⁶, D. Cutts⁵⁶, H. da Motta², G.A. Davis⁵¹, K. De⁵⁷, S.J. de Jong²¹, M. Demarteau³⁴, R. Demina⁵¹, P. Demine¹³, D. Denisov³⁴, S.P. Denisov²⁵, S. Desai⁵², H.T. Diehl³⁴, M. Diesburg³⁴, S. Doulas⁴⁶, L.V. Dudko²⁴, L. Duflot¹¹, S.R. Dugad¹⁷, A. Duperrin¹⁰, A. Dyshkant³⁶, D. Edmunds⁴⁸, J. Ellison³², J.T. Eltzroth⁵⁷, V.D. Elvira³⁴, R. Engelmann⁵², S. Eno⁴⁴, G. Eppley⁵⁸, P. Ermolov²⁴, O.V. Eroshin²⁵, J. Estrada⁵¹, H. Evans⁵⁰, V.N. Evdokimov²⁵, T. Ferbel⁵¹, F. Filthaut²¹, H.E. Fisk³⁴, M. Fortner³⁶, H. Fox³⁷, S. Fu⁵⁰, S. Fuess³⁴, E. Gallas³⁴, A.N. Galyaev²⁵, M. Gao⁵⁰, V. Gavrilov²³, R.J. Genik II²⁶, K. Genser³⁴, C.E. Gerber³⁵, Y. Gershtein⁵⁶, G. Ginther⁵¹, B. Gómez⁵, P.I. Goncharov²⁵, K. Gounder³⁴, A. Goussiou³⁹, P.D. Grannis⁵², H. Greenlee³⁴, Z.D. Greenwood⁴³, S. Grinstein¹, L. Groer⁵⁰, S. Grünendahl³⁴, M.W. Grünewald¹⁸, S.N. Gurzhiev²⁵, G. Gutierrez³⁴, P. Gutierrez⁵⁵, N.J. Hadley⁴⁴, H. Haggerty³⁴, S. Hagopian³³, V. Hagopian³³, R.E. Hall³⁰, C. Han⁴⁷, S. Hansen³⁴, J.M. Hauptman⁴⁰, C. Hebert⁴¹, D. Hedin³⁶, J.M. Heinmiller³⁵, A.P. Heinson³², U. Heintz⁴⁵, M.D. Hildreth³⁹, R. Hirosky⁵⁹, S.D. Hobbs⁵², B. Hoeneisen⁸, J. Huang³⁸, Y. Huang⁴⁷, I. Iashvili³², R. Illingworth²⁷, A.S. Ito³⁴, M. Jaffre¹¹, S. Jain⁵⁵, R. Jesik²⁷, K. Johns²⁸, M. Johnson³⁴, A. Jonckheere³⁴, H. Jöstlein³⁴, A. Juste³⁴, W. Kahl⁴², M. Kahn⁵³, E. Kajfasz¹⁰, A.M. Kalinin²², D. Karmanov²⁴, D. Karmgard³⁹, R. Kehoe⁴⁸, S. Kesisoglou⁵⁶, A. Khanov⁵¹, A. Kharchilava³⁹, B. Klima³⁴, J.M. Kohli¹⁵, A.V. Kostitskiy²⁵, J. Kotcher⁵³, B. Kothari⁵⁰, A.V. Kozelov²⁵, E.A. Kozlovsky²⁵, J. Krane⁴⁰, M.R. Krishnaswamy¹⁷, P. Krivkova⁶, S. Krzywdzinski³⁴, M. Kubantsev⁴², S. Kuleshov²³, Y. Kulik³⁴, S. Kunori⁴⁴, A. Kupco⁷, V.E. Kuznetsov³², G. Landsberg⁵⁶, W.M. Lee³³, A. Leflat²⁴, F. Lehner^{34,*}, C. Leonidopoulos⁵⁰, J. Li⁵⁷, Q.Z. Li³⁴, J.G.R. Lima³⁶, D. Lincoln³⁴, S.L. Linn³³, J. Linnemann⁴⁸, R. Lipton³⁴, A. Lucotte⁹, L. Lueking³⁴, C. Lundstedt⁴⁹, C. Luo³⁸, A.K.A. Maciel³⁶, R.J. Madaras²⁹, V.L. Malyshev²², V. Manankov²⁴, H.S. Mao⁴, T. Marshall³⁸, M.I. Martin³⁶, S.E.K. Mattingly⁵⁶, A.A. Mayorov²⁵, R. McCarthy⁵², T. McMahon⁵⁴, H.L. Melanson³⁴, A. Melnitchouk⁵⁶, M. Merkin²⁴, K.W. Merritt³⁴, C. Miao⁵⁶, H. Miettinen⁵⁸, D. Mihalcea³⁶, N. Mokhov³⁴, N.K. Mondal¹⁷, H.E. Montgomery³⁴, R.W. Moore⁴⁸, Y.D. Mutaf⁵², E. Nagy¹⁰, M. Narain⁴⁵, V.S. Narasimham¹⁷, N.A. Naumann²¹, H.A. Neal⁴⁷, J.P. Negret⁵, S. Nelson³³, A. Nomerotski³⁴, T. Nunnemann³⁴, D. O'Neil⁴⁸, V. Oguri³, N. Oshima³⁴, P. Padley⁵⁸, K. Papageorgiou³⁵, N. Parashar⁴³, R. Partridge⁵⁶, N. Parua⁵², A. Patwa⁵², O. Peters²⁰, P. Pétrouff¹¹, R. Piegaia¹, B.G. Pope⁴⁸, H.B. Prosper³³, S. Protopopescu⁵³, M.B. Przybycien^{37,†}, J. Qian⁴⁷, S. Rajagopalan⁵³, P.A. Rapidis³⁴, N.W. Reay⁴², S. Reucroft⁴⁶, M. Ridel¹¹, M. Rijssenbeek⁵², F. Rizatdinova⁴², T. Rockwell⁴⁸, C. Royon¹³, P. Rubinov³⁴, R. Ruchti³⁹, B.M. Sabirov²², G. Sajot⁹, A. Santoro³, L. Sawyer⁴³, R.D. Schamberger⁵², H. Schellman³⁷, A. Schwartzman¹, E. Shabalina³⁵, R.K. Shivpuri¹⁶, D. Shpakov⁴⁶, M. Shupe²⁸, R.A. Sidwell⁴², V. Simak⁷, V. Sirotenko³⁴, P. Slattery⁵¹, R.P. Smith³⁴, G.R. Snow⁴⁹, J. Snow⁵⁴, S. Snyder⁵³, J. Solomon³⁵, Y. Song⁵⁷, V. Sorin¹, M. Sosebee⁵⁷, N. Sotnikova²⁴, K. Soustruznik⁶, M. Souza², N.R. Stanton⁴², G. Steinbrück⁵⁰, D. Stoker³¹, V. Stolin²³, A. Stone³⁵, D.A. Stoyanova²⁵, M.A. Strang⁵⁷, M. Strauss⁵⁵, M. Strovink²⁹, L. Stutte³⁴, A. Sznajder³, M. Talby¹⁰, W. Taylor⁵², S. Tentindo-Repond³³, T.G. Trippe²⁹, A.S. Turcot⁵³, P.M. Tuts⁵⁰, R. Van Kooten³⁸, V. Vaniev²⁵, N. Varelas³⁵, F. Villeneuve-Seguié¹⁰, A.A. Volkov²⁵, A.P. Vorobiev²⁵, H.D. Wahl³³, Z.-M. Wang⁵², J. Warchol³⁹, G. Watts⁶⁰, M. Wayne³⁹, H. Weerts⁴⁸, A. White⁵⁷, D. Whiteson²⁹, D.A. Wijngaarden²¹, S. Willis³⁶, S.J. Wimpenny³², J. Womersley³⁴, D.R. Wood⁴⁶, Q. Xu⁴⁷, R. Yamada³⁴, T. Yasuda³⁴, Y.A. Yatsunenko²², K. Yip⁵³, J. Yu⁵⁷, M. Zanabria⁵, X. Zhang⁵⁵, B. Zhou⁴⁷, Z. Zhou⁴⁰, M. Zielinski⁵¹, D. Zieminska³⁸, A. Zieminski³⁸, V. Zutshi³⁶, E.G. Zverev²⁴, & A. Zylberstein¹³

1, Universidad de Buenos Aires, Departamento de Física, FCEN, Pabellón 1, Ciudad Universitaria, 1428 Buenos Aires, Argentina; 2, LAFEX, Centro Brasileiro de Pesquisas Físicas, Rua Dr. Xavier Sigaud, 150, 22290-180 Rio de Janeiro, Brazil; 3, Universidade do Estado do Rio de Janeiro, Instituto de Física, Rua São Francisco Xavier, 524, 20559-900 Rio de Janeiro, Brazil; 4, Institute of High Energy Physics, P.O. Box 918, Beijing 100039, People's Republic of China; 5, Universidad de los Andes, Dept. de Física, HEP Group, Apartado Aereo 4976, Bogotá, Colombia; 6, Institute of Particle and Nuclear Physics, Center for Particle Physics, Faculty of Mathematics and Physics, Charles University in Prague, V Holesovickach 2, CZ-18000 Prague 8, Czech Republic; 7, Institute of Physics of the Academy of Sciences of the Czech Republic, Center for Particle Physics, Na Slovance 2, CZ-18221 Prague 8, Czech Republic; 8, Universidad San Francisco de Quito, P.O. Box 17-12-841, Quito, Ecuador; 9, Laboratoire de Physique Subatomique et

de Cosmologie, IN2P3-CNRS, Université de Grenoble 1, 53 Ave. des Martyrs, F-38026 Grenoble, France; 10, CPPM, IN2P3-CNRS, Université de la Méditerranée, 163 Ave. de Luminy, F-13288 Marseille, France; 11, Laboratoire de l'Accélérateur Linéaire, IN2P3-CNRS, BP 34, Batiment 200, F-91898 Orsay, France; 12, LPNHE, Universités Paris VI and VII, IN2P3-CNRS, 4 place Jussieu, Tour 33, F-75252 Paris, France; 13, DAPNIA/Service de Physique des Particules, CEA, Saclay, F-91191 Gif-sur-Yvette, France; 14, Universität Freiburg, Physikalisches Institut, Hermann-Herder-Str. 3, 79104 Freiburg, Germany; 15, Panjab University, Department of Physics, Chandigarh 160014, India; 16, Delhi University, Department of Physics and Astrophysics, Delhi 110007, India; 17, Tata Institute of Fundamental Research, School of Natural Sciences, Homi Bhabha Rd., Mumbai 400005, India; 18, University College Dublin, Department of Experimental Physics, Faculty of Science, Belfield, Dublin 4, Ireland; 19, CINVESTAV, Departamento de Física, P.O. Box 14-740, 07000 Mexico City, Mexico; 20, FOM-Institute NIKHEF and University of Amsterdam/NIKHEF, P.O. Box 41882, 1009 DB Amsterdam, The Netherlands; 21, University of Nijmegen/NIKHEF, P.O. Box 9010, NL-6500 GL Nijmegen, The Netherlands; 22, Joint Institute for Nuclear Research, P.O. Box 79, 141980 Dubna, Russia; 23, Institute for Theoretical and Experimental Physics, B. Cheremushkinskaya ul. 25, 117259 Moscow, Russia; 24, Moscow State University, Department of Physics, Vorobjovy Gory, 119899 Moscow, Russia; 25, Institute for High Energy Physics, 142284 Protvino, Russia; 26, Lancaster University, Department of Physics, Lancaster LA1 4YB, United Kingdom; 27, Imperial College London, Department of Physics, Prince Consort Road, London SW7 2BW, United Kingdom; 28, University of Arizona, Department of Physics, P.O. Box 210081, Tucson, Arizona 85721, USA; 29, Lawrence Berkeley National Laboratory and University of California, 1 Cyclotron Road, Berkeley, California 94720, USA; 30, California State University, Department of Physics, 2345 E. San Ramon Ave., Fresno, California 93740, USA; 31, University of California, Department of Physics and Astronomy, 4129 Frederick Reines Hall, Irvine, California 92697, USA; 32, University of California, Department of Physics, Riverside, California 92521, USA; 33, Florida State University, High Energy Physics-B159, Tallahassee, Florida 32306, USA; 34, Fermi National Accelerator Laboratory, P.O. Box 500, Batavia, Illinois 60510, USA; 35, University of Illinois at Chicago, Department of Physics, 845 W. Taylor, Chicago, Illinois 60607, USA; 36, Northern Illinois University, Department of Physics, DeKalb, Illinois 60115, USA; 37, Northwestern University, Department of Physics and Astronomy, 2145 Sheridan Road, Evanston, Illinois 60208, USA; 38, Indiana University, Department of Physics, 727 E. 3rd St., Bloomington, Indiana 47405, USA; 39, University of Notre Dame, Department of Physics, Notre Dame, Indiana 46556, USA; 40, Iowa State University, Department of Physics, High Energy Physics Group, Ames, Iowa 50011, USA; 41, University of Kansas, Department of Physics and Astronomy, 1251 Wescoe Hall Dr., Lawrence, Kansas 66045, USA; 42, Kansas State University, Department of Physics, Manhattan, Kansas 66506, USA; 43, Louisiana Tech University, Department of Physics, Ruston, Louisiana 71272, USA; 44, University of Maryland, Department of Physics, College Park, Maryland 20742, USA; 45, Boston University, Department of Physics, 590 Commonwealth Ave., Boston, Massachusetts 02215, USA; 46, Northeastern University, Department of Physics, Boston, Massachusetts 02115, USA; 47, University of Michigan, Department of Physics, 500 E. University Ave., Ann Arbor, Michigan 48109, USA; 48, Michigan State University, Department of Physics and Astronomy, East Lansing, Michigan 48824, USA; 49, University of Nebraska, Department of Physics and Astronomy, Lincoln, Nebraska 68588, USA; 50, Columbia University, Department of Physics, 538 W. 120th St., New York, New York 10027, USA; 51, University of Rochester, Department of Physics and Astronomy, Rochester, New York 14627, USA; 52, State University of New York, Department of Physics and Astronomy, Stony Brook, New York 11794, USA; 53, Brookhaven National Laboratory, Physics Department, Bldg. 510C, Upton, New York 11973, USA; 54, Langston University, Department of Mathematics, Langston, Oklahoma 73050, USA; 55, University of Oklahoma, Department of Physics and Astronomy, Norman, Oklahoma 73019, USA; 56, Brown University, Department of Physics, 182 Hope St., Providence, Rhode Island 02912, USA; 57, University of Texas, Department of Physics, Box 19059, Arlington, Texas 76019, USA; 58, Rice University, Bonner Nuclear Lab, P.O. Box 1892, Houston, Texas 77005, USA; 59, University of Virginia, Department of Physics, Charlottesville, Virginia 22901, USA; 60, University of Washington, Department of Physics, P.O. Box 351560, Seattle, Washington 98195, USA

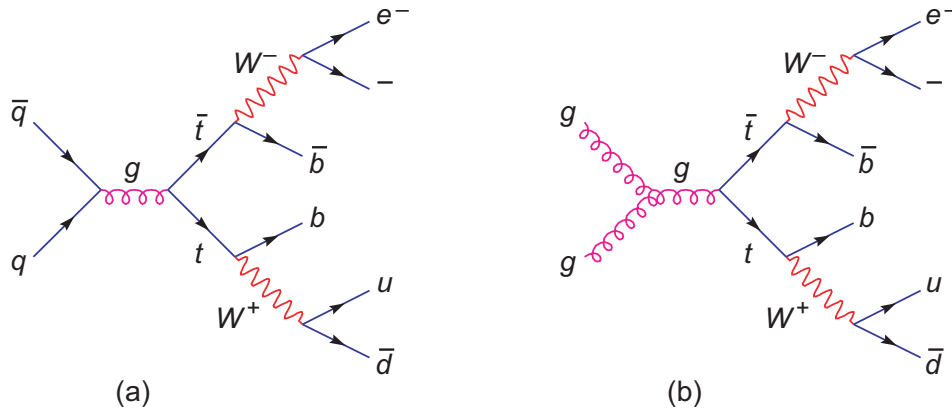


Figure 1: Feynman diagrams for $t\bar{t}$ production in $p\bar{p}$ collisions, with subsequent decays into an electron, neutrino, and quarks. Diagram (a) (quark-antiquark production) is dominant, but diagram (b) (gluon fusion) contributes $\approx 10\%$ to the cross section. This particular final state ($e\bar{\nu}ud\bar{b}\bar{b}$) is one of the channels used in the analysis.

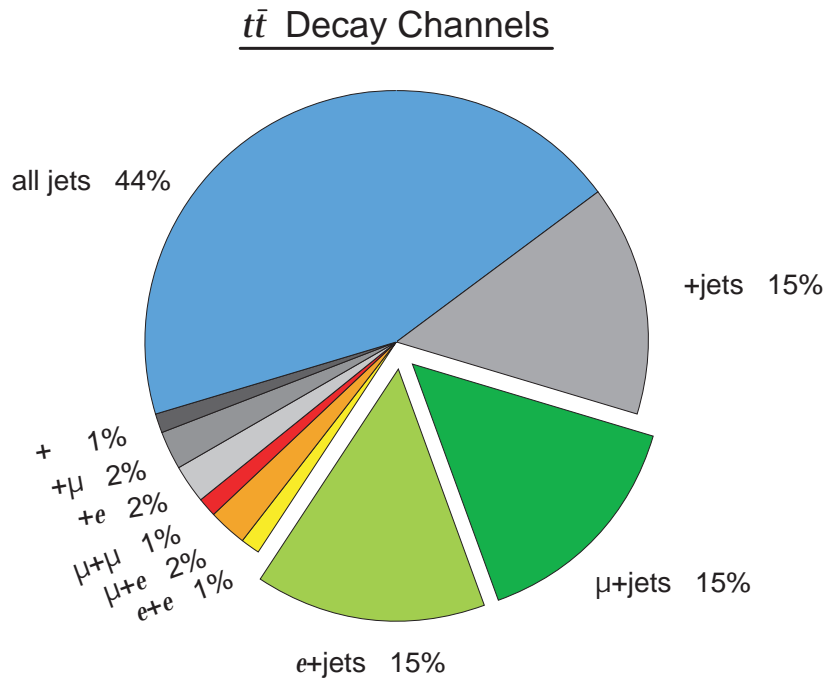


Figure 2: Relative importance of various $t\bar{t}$ decay modes. The “lepton + jets” channel used in this analysis corresponds to the two offset slices of the pie-chart and amounts to 30% of all the $t\bar{t}$ decays.

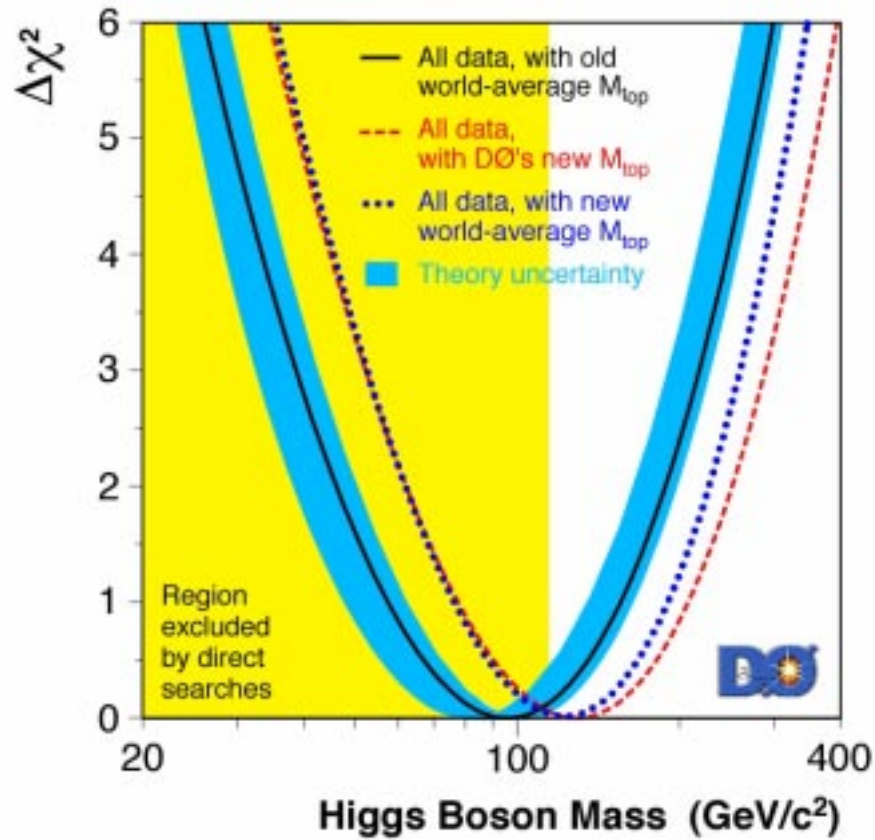


Figure 3: Current experimental constraints on the mass of the Higgs boson. The χ^2 for a global fit to electroweak data using the procedure of Ref. [6], is shown as a function of the Higgs mass. The solid line corresponds to the result for the previous world average for the top-quark mass of $174.3 \pm 5.1 \text{ GeV}/c^2$, with the blue band indicating the impact of theoretical uncertainty. The dotted line shows the result for the new world-averaged M_t of $178.0 \pm 4.3 \text{ GeV}/c^2$, while the dashed line corresponds to using just the new DØ average of $179.0 \pm 5.1 \text{ GeV}/c^2$. The yellow shaded area on the left indicates the region of Higgs masses excluded by experiment ($> 114.4 \text{ GeV}/c^2$ at the 95% confidence level [5]). The improved top mass measurement shifts the most likely value of the Higgs mass above the experimentally excluded range.

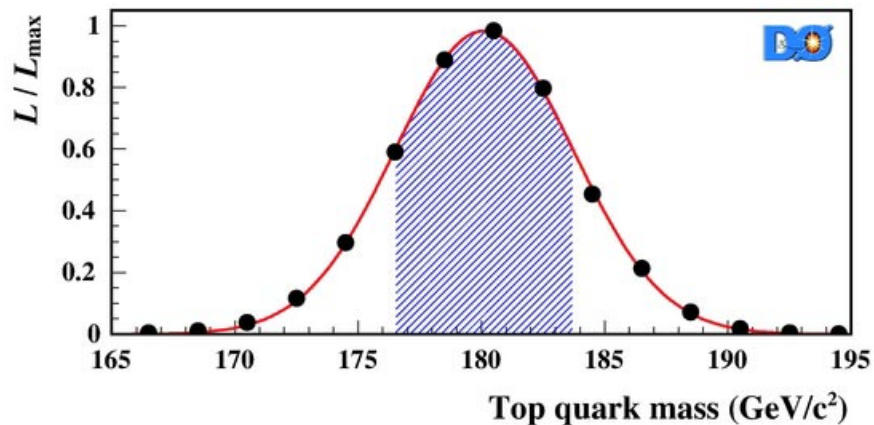


Figure 4: Determination of the top-quark mass using the maximum likelihood method. The points represent the likelihood of the fit used to extract the top mass, divided by its maximum value, as a function of the mass of the top quark (after a correction for a $-0.5 \text{ GeV}/c^2$ mass bias, see text). The solid line shows a Gaussian fit to the points. The maximum likelihood corresponds to a mass of $180.1 \text{ GeV}/c^2$, which is the new DØ measurement of the top mass in the lepton + jets channel. The hatched band corresponds to the range of ± 1 standard deviation, and indicates the $\pm 3.6 \text{ GeV}/c^2$ statistical uncertainty of the fit.