



**Fermi National Accelerator Laboratory**

**FERMILAB-Conf-92/301**

**E789**

## **Preliminary Results from Fermilab E789**

**J.C. Peng et al  
The E789 Collaboration**

*Fermi National Accelerator Laboratory  
P.O. Box 500, Batavia, Illinois 60510*

**October 1992**

**Presented at the XXVI International Conference on High Energy Physics,  
Dallas, Texas, August 6-12, 1992**

## **Disclaimer**

*This report was prepared as an account of work sponsored by an agency of the United States Government. Neither the United States Government nor any agency thereof, nor any of their employees, makes any warranty, express or implied, or assumes any legal liability or responsibility for the accuracy, completeness, or usefulness of any information, apparatus, product, or process disclosed, or represents that its use would not infringe privately owned rights. Reference herein to any specific commercial product, process, or service by trade name, trademark, manufacturer, or otherwise, does not necessarily constitute or imply its endorsement, recommendation, or favoring by the United States Government or any agency thereof. The views and opinions of authors expressed herein do not necessarily state or reflect those of the United States Government or any agency thereof.*

## PRELIMINARY RESULTS FROM FERMILAB E789

J. C. Peng, J. Boissevain, T. A. Carey, D. M. Jansen, R. Jeppesen, J. S. Kapustinsky  
D. W. Lane, M. J. Leitch, J. W. Lillberg, P. L. McGaughey, J. M. Moss

Los Alamos National Laboratory

G. Brown, D. Isenhower, M. Sadler, R. Schnathorst, R. Schwindt

Abilene Christian University

G. Gidal, P. M. Ho, M. S. I. Kowitt, K. B. Luk, D. Pripstein

Lawrence Berkeley Laboratory

L. M. Lederman, M. H. Schub

University of Chicago

C. N. Brown, W. E. Cooper, H. D. Glass, K. N. Gounder, C. S. Mishra

Fermi National Accelerator Laboratory

M. Apolinski, W. Luebke, D. M. Kaplan, V. M. Martin, R. S. Preston,

J. Sa, V. Tanikella

Northern Illinois University

R. L. Childers, C. W. Darden, D. Snodgrass, J. R. Wilson

University of South Carolina

Y. C. Chen\*, G. C. Kiang, P. K. Teng

Academia Sinica, Taiwan

National Cheng Kung University, Taiwan\*

### Abstract

Fermilab experiment 789 studies low-multiplicity decays of neutral  $D$  and  $B$  mesons in a high-rate fixed-target environment. Preliminary results from the 1991 run are presented.

### INTRODUCTION

Experiment 789 at Fermilab was designed to measure low-multiplicity decays of  $B$  mesons produced in a high-rate fixed-target environment. The existing E605/E772 spectrometer, which was used in previous experiments to detect hadron and lepton pairs with good mass resolution and high rate capability, was significantly upgraded for E789 (Figure 1). In particular, a silicon microstrip vertex spectrometer and a vertex trigger processor were installed. The main goals of the E789

experiment are 1) to measure the  $B$  production cross section at 800 GeV via the detection of inclusive  $B \rightarrow J/\psi + X$  decays, 2) to search for charmless dihadron decay modes such as  $B \rightarrow \pi^+\pi^-$ ,  $K\pi$ ,  $K^+K^-$ ,  $\bar{p}p$ . The sensitivity for these measurements clearly depends on the rate capability of the spectrometer and on the performance of the silicon microstrip detectors in this high-rate environment (which is similar to those anticipated in future SSC experiments). Preliminary results from analysis of a fraction of the data taken in the 1991 fixed-target run are presented in this paper.

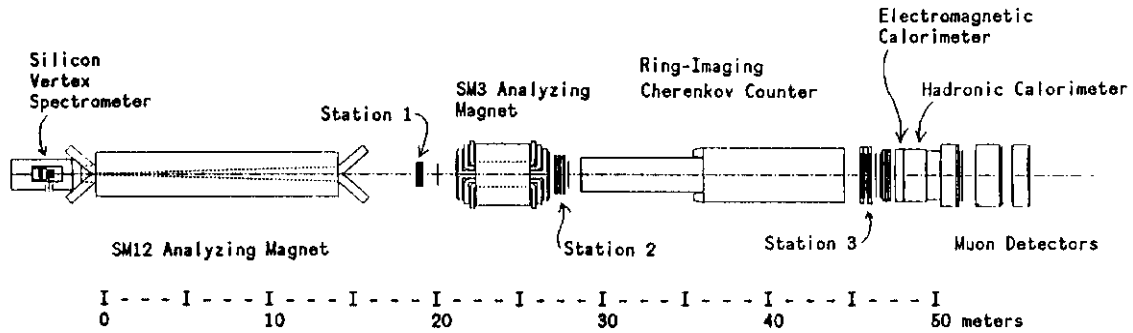


Figure 1. E789 apparatus (plan view).

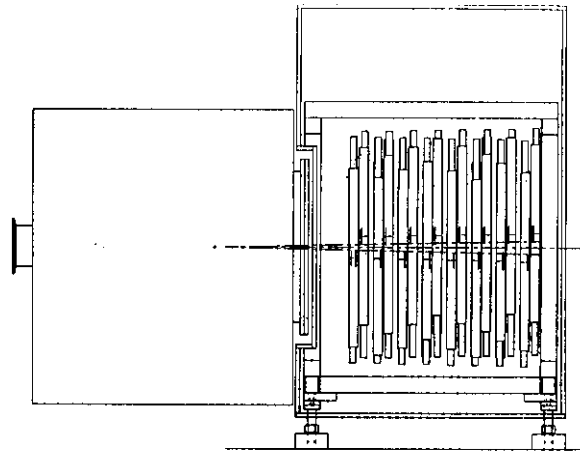


Figure 2. E789 silicon spectrometer.

## SUMMARY OF E789 1991 RUN

During the 1991 run, an 800 GeV proton beam was incident on one of several thin wire targets, ranging from 0.1 mm to 0.2 mm high and 0.8 mm to 3 mm thick. Sixteen silicon microstrip detectors (SMD's) were positioned downstream of the target to cover the angular range from 20 mr to 60 mr above and below the beam axis (Figure 2). The silicon detectors, type 'B' from Micron Semiconductor, have  $5 \times 5 \text{ cm}^2$  area, 300  $\mu\text{m}$  thickness, and 50  $\mu\text{m}$  pitch. The SMD's were oriented to measure either the Y (vertical) or the U,V coordinates ( $5^\circ$  stereo angle). Signals from 8,544 silicon strips were individually read out via Fermilab 128-channel amplifier cards<sup>1</sup> and LBL discriminators<sup>2</sup> synchronized to the accelerator RF. The discriminated signals were then transmitted through  $\approx 400 \text{ ns}$  of mul-

ticonductor cable to coincidence registers. A vertex processor<sup>3</sup>, which finds tracks in the silicon detectors and selects events with decay vertices downstream of the target, was also implemented and functional. The use of a thin target localizes the primary interaction vertex and greatly simplifies the design of the vertex processor, which only needs to determine the decay vertex.

Two different settings of the spectrometer, which separately optimize the acceptance for charm or beauty decays, were used in the 1991 run. The charm running served to check the performance of the SMD's and the vertex trigger processor. In addition, the nuclear dependence of  $D$  meson production was measured on beryllium and gold targets, which should provide information related to the origin of the  $J/\psi$   $A$ -dependence observed<sup>4</sup> in E772 at the same beam energy. The vertex

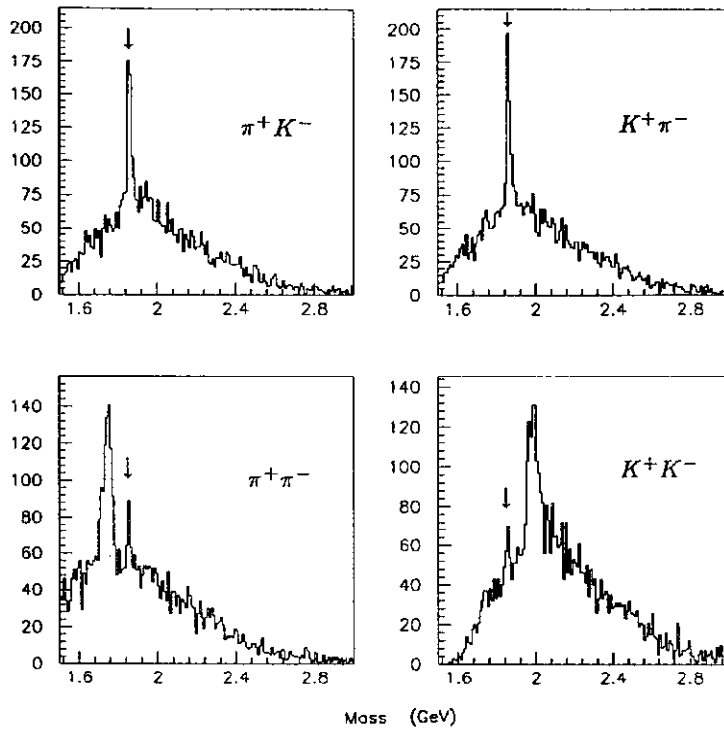


Figure 3. Mass spectra for dihadron events reconstructed with various assumptions for the hadron species. The arrows indicate the  $D$  decay peaks.

trigger processor and the upgraded data acquisition system enabled us to take up to  $10^{10}$  protons per beam spill on a 1.5 mm-thick gold target (4 MHz interaction rate).

For the beauty running, the spectrometer was set at a configuration to accept both  $B \rightarrow J/\psi X$  and  $B \rightarrow h^+h^-$  decays. We took data at  $5 \times 10^{10}$  protons per pulse on a 3-mm-thick gold target, corresponding to a 50-MHz interaction rate, without using the vertex trigger processor.

#### PRELIMINARY RESULTS FROM E789

Figure 3 shows the dihadron mass spectra obtained from an analysis of  $\approx 10\%$  of our charm data sample. To effectively reject the dihadron background, we require that both tracks do not point back to the target, and that the proper lifetime is greater than 0.6 ps. The efficiency of each silicon plane is found to be better than 90% and the impact parameter resolution of  $\approx 30\ \mu\text{m}$  gives a Z-vertex resolution of  $\approx 1\ \text{mm}$  for typical  $D$  events. More details on the performance of

the SMD's in this high rate experiment have been reported elsewhere<sup>5</sup>. Information from the ring-imaging Cherenkov detector has not yet been used for  $\pi/K$  identification, and the plots in Fig. 3 are obtained by assigning either pion or kaon mass to the hadrons. The  $D^0 \rightarrow \pi^+K^-$ ,  $\bar{D}^0 \rightarrow K^+\pi^-$ , and  $D^0, \bar{D}^0 \rightarrow \pi^+\pi^-, K^+K^-$  decays are clearly visible in Fig. 3. Although the  $D^0$  mass resolution shown in Fig. 3 is  $\approx 10\ \text{MeV}$ , more recent studies show that a 5 MeV mass resolution is obtained with an improved field map of the analyzing magnet.

Figure 4 shows the dimuon mass spectrum from a preliminary analysis of  $\approx 15\%$  of our beauty data sample. Good silicon tracks are required for events shown in Fig. 4, but no vertex cuts are applied. Approximately 15,000  $J/\psi$  and 300  $\psi'$  events are observed. To search for  $B \rightarrow J/\psi X$  events, the impact parameters of both muon tracks are required to be greater than 150  $\mu\text{m}$  and the decay vertex is required to be at least 7 mm downstream of the target ( $7\ \text{mm} < Z_{\text{vertex}} < 5\ \text{cm}$ ). Fig. 5(a) shows that

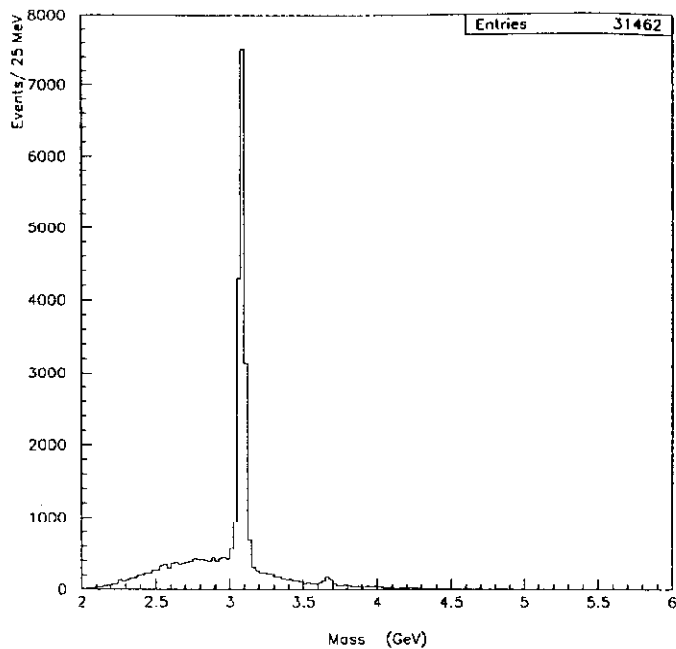


Figure 4. Mass spectrum for dimuon events.

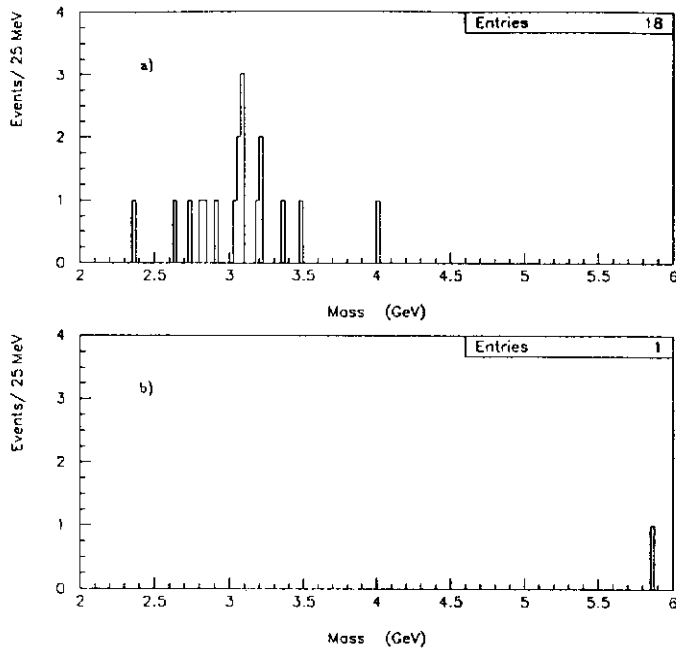


Figure 5. Mass spectra for dimuon events passing a) downstream Z-vertex cuts, b) upstream Z-vertex cuts.

a total of eighteen events, six of them in the  $J/\psi$  mass region, survive these cuts. These six events are considered candidate events for  $B \rightarrow J/\psi X$  decays. To estimate the background which might be caused by silicon tracking errors, we also select events with decay vertices upstream of the target, namely  $-5 \text{ cm} < Z_{\text{vertex}} < -7 \text{ mm}$ . Fig. 5(b) shows that this background is unimportant. More data need to be analysed before a more definitive  $b$  signal and  $b$ -production cross section can be obtained.

In summary, the E789 experiment explores the feasibility to study  $b$ -physics in a high-rate fixed-target environment. Preliminary results show that the silicon vertex spectrometer works well. Six  $B \rightarrow J/\psi X$  candidate events were observed from an analysis of  $\approx 15 \%$  of the dimuon data sample.

## REFERENCES

1. D. Christian *et al.*, *IEEE Trans. Nucl. Sci.* NS-36 (1989) 507.
2. B. T. Turko *et al.*, "A Multichannel Discriminator System for Silicon Strip Detector Readout," to appear in *IEEE Trans. Nucl. Sci.*
3. C. Lee *et al.*, *IEEE Trans. Nucl. Sci.* 38 (1989) 461.
4. D. M. Alde *et al.*, *Phys. Rev. Lett.* 66 (1991) 133.
5. J. S. Kapustinsky *et al.*, "Radiation Damage Effects on the Silicon Microstrip Detector in E789," presented at the International Conference on Advanced Technology and Particle Physics, Como, Italy, 1992.