

CERN-PH-EP/2015-122
2015/07/14

CMS-SMP-14-016

Measurement of the W^+W^- cross section in pp collisions at $\sqrt{s} = 8$ TeV and limits on anomalous gauge couplings

The CMS Collaboration*

Abstract

A measurement of the W boson pair production cross section in proton-proton collisions at $\sqrt{s} = 8$ TeV is presented. The data collected with the CMS detector at the LHC correspond to an integrated luminosity of 19.4 fb^{-1} . The W^+W^- candidates are selected from events with two charged leptons, electrons or muons, and large missing transverse energy. The measured W^+W^- cross section is 60.1 ± 0.9 (stat) ± 3.2 (exp) ± 3.1 (theo) ± 1.6 (lumi) pb = 60.1 ± 4.8 pb, consistent with the standard model prediction. The W^+W^- cross sections are also measured in two different fiducial phase space regions. The normalized differential cross section is measured as a function of kinematic variables of the final-state charged leptons and compared with several perturbative QCD predictions. Limits on anomalous gauge couplings associated with dimension-six operators are also given in the framework of an effective field theory. The corresponding 95% confidence level intervals are $-5.7 < c_{WWW}/\Lambda^2 < 5.9 \text{ TeV}^{-2}$, $-11.4 < c_W/\Lambda^2 < 5.4 \text{ TeV}^{-2}$, $-29.2 < c_B/\Lambda^2 < 23.9 \text{ TeV}^{-2}$, in the HISZ basis.

Submitted to the European Physical Journal C

1 Introduction

The standard model (SM) description of electroweak and strong interactions can be tested through precision measurements of the W^+W^- production cross section at hadron colliders. Among the massive vector boson pair production processes, W^+W^- has the largest cross section.

At the CERN LHC, the SM vector boson pair production is dominated by the s -channel and t -channel quark-antiquark ($q\bar{q}$) annihilation diagrams, while the gluon-gluon (gg) diagrams contribute only 3% to the total production cross section [1]. Previous cross section results on W^+W^- production in pp collisions at a center-of-mass energy of $\sqrt{s} = 7$ TeV are reported to be 52.4 ± 2.0 (stat) ± 4.5 (syst) ± 1.62 (lumi) pb by CMS [2] and 54.4 ± 4.0 (stat) ± 3.9 (syst) ± 2.0 (lumi) pb by ATLAS [3]. Results at $\sqrt{s} = 8$ TeV are reported by CMS using 3.5 fb^{-1} of data [4] with a measured value of 69.9 ± 2.8 (stat) ± 5.6 (syst) ± 3.1 (lumi) pb. Also, a cross section measurement of W^+W^- production in $p\bar{p}$ collisions at $\sqrt{s} = 1.96$ TeV has been recently reported by CDF to be 14.0 ± 0.6 (stat) $^{+1.2}_{-1.0}$ (syst) ± 0.8 (lumi) pb [5]. Next-to-next-to-leading-order (NNLO) calculations for the W^+W^- production in pp collisions at $\sqrt{s} = 8$ TeV predict a cross section of $\sigma^{\text{NNLO}}(pp \rightarrow W^+W^-) = 59.8^{+1.3}_{-1.1}$ pb [6]. In this W^+W^- production calculation, processes involving the SM Higgs boson are not considered; it is estimated they would increase the total cross section by about 8% for the Higgs boson mass of 125 GeV [7].

We measure the W^+W^- production cross section in the fully leptonic decay channel by selecting events with two high transverse momentum (p_T) electrons or muons (e^+e^- , $\mu^+\mu^-$, $e^\pm\mu^\mp$), large missing transverse energy (E_T^{miss}), and zero or one jet with high p_T . The p_T of the W^+W^- system receives large higher-order corrections because of the restriction on the number of jets. The dominant $q\bar{q}$ component of the signal production is modeled by resumming the large higher-order corrections to the W^+W^- p_T distribution, thus improving the signal efficiency determination [8, 9]. The expected contribution, based on simulation, from Higgs-boson-mediated processes to the observed signal yield is subtracted. The data correspond to a total accumulated luminosity of 19.4 fb^{-1} at $\sqrt{s} = 8$ TeV.

The measurement differs from previous measurements [4] in that we have a larger dataset, we have included events with one jet, and we employ the most recent improved theoretical description of the signal production, including the modeling of the lower region of the p_T spectrum of the W^+W^- system using a resummation technique. Additionally, the final result is reported with the Higgs boson effects removed to be consistent with this recent theoretical calculation. We provide a more precise measurement using a new analysis strategy and a larger data sample.

Any deviation from the SM expectations in measured production rates or any possible change in certain kinematic distributions could provide evidence for effects from physics beyond the SM. New physics processes at high mass scales that alter the W^+W^- production can be described by operators with mass dimensions larger than four in an effective field theory (EFT) framework. The higher-dimensional operators of the lowest order from purely electroweak processes have dimension six, and can generate anomalous trilinear gauge couplings (ATGC) [10]. Thus the measurement of the coupling constants provides an indirect search for new physics at mass scales not directly accessible by the LHC. Aside from the tests of the SM, W^+W^- production represents an important background source in searches for new particles, and its precise measurement is therefore important in searches for new physics.

This paper is organized as follows. After a brief description of the CMS detector in Section 2 and of the data and simulated samples in Section 3, the event reconstruction and selection is

detailed in Section 4. The background estimation is described in Section 5, followed by an estimate of the uncertainties in Section 6. Finally the results for the inclusive W^+W^- production cross section and those in a given fiducial phase space are presented in Section 7. The normalized differential cross sections are shown in Section 8 and limits on ATGCs in Section 9. A summary is given in Section 10.

2 The CMS detector

The CMS detector, described in detail in Ref. [11], is a multipurpose apparatus designed to study high p_T physics processes in proton-proton and heavy-ion collisions. A superconducting solenoid occupies the central region of the CMS detector, providing a magnetic field of 3.8 T parallel to the beam direction. Charged-particle trajectories are measured by the silicon pixel and strip trackers, which cover a pseudorapidity region of $|\eta| < 2.5$. The crystal electromagnetic calorimeter (ECAL), and the brass/scintillator hadron calorimeter surround the tracking volume and cover $|\eta| < 3$. The steel/quartz-fiber Cherenkov hadron forward (HF) calorimeter extends the coverage to $|\eta| < 5$. The muon system consists of gas-ionization detectors embedded in the steel flux-return yoke outside the solenoid, and covers $|\eta| < 2.4$. The first level of the CMS trigger system (level 1), composed of custom hardware processors, is designed to select the most interesting events in less than 4 μs , using information from the calorimeters and muon detectors. The level 1 output rate is up to 100 kHz. The high-level trigger processor farm further reduces the event rate to a few hundred Hz before data storage.

3 Data and simulated samples

The data samples used correspond to an integrated luminosity of 19.4 fb^{-1} at $\sqrt{s} = 8 \text{ TeV}$. The luminosity is measured using data from the HF system and the pixel detector [12].

Events are selected with a combination of triggers that require one or two high- p_T electrons or muons with relatively tight lepton identification, some of them including also isolation. The single-electron trigger p_T threshold is 27 GeV whereas that for single muons is 24 GeV. For the dilepton triggers, the p_T thresholds of the leading and trailing leptons are 17 and 8 GeV, respectively. The trigger efficiency is measured in data using $Z \rightarrow \ell^+\ell^-$ events recorded with a dedicated unbiased trigger [13]. The overall trigger efficiency is over 98% for signal events from $q\bar{q} \rightarrow W^+W^-$ and $g\bar{g} \rightarrow W^+W^-$ processes within our kinematic and selection region. The trigger efficiency is measured as a function of the lepton p_T and η . The uncertainty in the determination of the trigger efficiency leads to an uncertainty of about 1% in the expected signal yield. In addition, prescaled single-lepton triggers with p_T thresholds of 8 and 17 GeV are used for some of the data-driven background estimations.

Several Monte Carlo (MC) event generators are used to simulate the signal and background processes. The MC samples are used to optimize the event selection, evaluate efficiencies and acceptances, and to estimate yields. For all MC samples, the response of the CMS detector is simulated using a detailed description of the detector based on the GEANT4 package [14]. The simulated events are corrected for the trigger efficiency to match the data.

The $q\bar{q} \rightarrow W^+W^-$ component of the signal is generated with POWHEG 2.0 [15–19]. For comparison we also use $q\bar{q} \rightarrow W^+W^-$ signal samples generated with the MADGRAPH 5.1 [20] and MC@NLO 4.0 [21] event generators. The $g\bar{g} \rightarrow W^+W^-$ signal component is generated using GG2WW 3.1 [22]. The sum of the $q\bar{q} \rightarrow W^+W^-$ and $g\bar{g} \rightarrow W^+W^-$ components is normalized to the inclusive $pp \rightarrow W^+W^-$ cross section at NNLO [6] accuracy.

Background processes with top quarks, $t\bar{t}$ and tW , are generated with POWHEG. Higgs boson processes are considered part of the background. They represent about 8% of the W^+W^- cross section at $\sqrt{s} = 8$ TeV [6], but have a smaller signal efficiency and represent only about 3% of the expected signal yield. The gluon fusion and vector boson fusion modes are generated with POWHEG for a Higgs boson mass of 125 GeV and normalized to the SM cross section [23]. The simulation of associated Higgs production uses the PYTHIA 6.4 generator [24]. The WZ, ZZ, VVV ($V = W/Z$), $Z/\gamma^* \rightarrow \ell^+\ell^-$, $W\gamma^*$, and W+jets processes are generated using MADGRAPH. All other background processes are generated using PYTHIA 6.4.

The set of parton distribution functions (PDF) used is CTEQ6L [25] for leading order (LO) generators and CT10 [26] for next-to-leading-order (NLO) generators. All the event generators are interfaced to PYTHIA 6.4 for the showering and hadronization of partons, except MC@NLO, which is interfaced to HERWIG 6 [27]. The TAUOLA 2.7 package [28] is used in the simulation of τ decays to account for polarization effects.

In order to suppress the top quark background processes, the $pp \rightarrow W^+W^-$ cross section is measured with events that have no more than one high- p_T jet. The veto on high- p_T jets enhances the importance of logarithms of the jet p_T , spoiling the convergence of fixed-order calculations and requiring the use of dedicated resummation techniques for an accurate prediction of differential distributions [8, 9]. The p_T of the jets produced in association with the W^+W^- system is strongly correlated with its transverse momentum, p_T^{WW} , especially in the case where only one jet is produced. Thus, a precise modeling of the p_T^{WW} distribution is necessary for the estimation of the jet veto efficiency. In Ref. [8], the logarithmic terms that contribute to the p_T^{WW} distribution from $q\bar{q} \rightarrow W^+W^-$ are resummed to next-to-next-to-leading-logarithm precision using the technique of p_T resummation [29]. The simulated $q\bar{q} \rightarrow W^+W^-$ signal events are reweighted according to the ratio of the p_T^{WW} distribution from the p_T -resummed calculation and from POWHEG and PYTHIA. We find good agreement between the jet veto efficiency estimated with POWHEG, MC@NLO, and MADGRAPH after the equivalent reweighting procedure is applied to these MC generators.

Additional simulated proton-proton interactions overlapping with the event of interest, denoted as pileup events, are added to the simulated samples to reproduce the vertex multiplicity distribution measured in data. The average value of pileup events per bunch crossing is approximately 21.

4 Event reconstruction and selection

A particle-flow algorithm [30, 31] is used to reconstruct the observable particles in the event by an optimized combination of information from different subdetectors: clusters of energy deposits measured by the calorimeters and charged-particle tracks identified in the central tracking system and the muon detectors.

This analysis uses leptonic decays $W \rightarrow \ell\nu$ ($\ell = e, \mu$), so the signal candidates consist of three final states: e^+e^- , $\mu^+\mu^-$, and $e^\pm\mu^\mp$. The signal candidates contain a small contribution from $W \rightarrow \tau\nu_\tau$ processes with leptonic τ decays, even though the analysis is not optimized for this final state. The contribution of these leptonic τ decays to the final signal candidates is about 10%.

For each signal event, two oppositely charged lepton candidates are required, both with $p_T > 20$ GeV and with $|\eta| < 2.5(2.4)$ for electrons (muons). Among the vertices identified in the event, the vertex with the largest $\sum p_T^2$, where the sum runs over all charged tracks associated

with the vertex, is chosen as the primary one. The lepton candidates are required to be compatible with originating from this primary vertex.

Electron candidates are defined by a reconstructed particle track in the tracking detector pointing to a cluster of energy deposits in the ECAL. A multivariate approach to identify electrons is employed [32] combining several measured quantities describing the track quality, the ECAL cluster shape, and the compatibility of the measurements from the two subdetectors. The electron energy is measured primarily from the ECAL cluster energy deposit [33]. Muon candidates are identified by signals of particle tracks in the muon system that match a track reconstructed in the central tracking system. Minimum requirements on the number of hits and on the goodness-of-fit of the full track are imposed on the muon curvature measurement [34].

The signal electrons and muons are required to be isolated to distinguish them from the semileptonic decays of heavy quarks or the in-flight decays of hadrons. The $\Delta R = \sqrt{(\Delta\eta)^2 + (\Delta\phi)^2}$ variable is used to measure the separation between reconstructed objects in the detector, where ϕ is the azimuthal angle (in radians) of the trajectory of the object in the plane transverse to the direction of the proton beams, and therefore $\Delta\phi$ is the ϕ separation between objects; $\Delta\eta$ is the η separation between objects. Isolation criteria are set based on the distribution of low-momentum particles in the (η, ϕ) region around the leptons. To remove the contribution from the overlapping pileup interactions in this isolation region, the charged particles included in the computation of the isolation variable are required to originate from the primary vertex. The neutral component in the isolation ΔR cone is corrected by the average energy density deposited by those neutral particles that originated from additional interactions [35]. The correction is measured in a region of the detector away from the known hard scattering in a control sample.

Electron isolation is characterized by the ratio of the total p_T of the particles reconstructed in a $\Delta R = 0.3$ cone around the electron, excluding the electron itself, to the p_T of the electron. Isolated electrons are selected by requiring this ratio to be below 10%. For each muon candidate, the scalar sum of the p_T of all particles originating from the primary vertex is reconstructed in ΔR cones of several radii around the muon direction, excluding the contribution from the muon itself. This information is combined using a multivariate algorithm that exploits the differential energy deposition in the isolation region to discriminate between the signal of prompt muons and muons from hadron decays inside a jet. The exact threshold value depends on the muon η and p_T [36].

Jets are reconstructed using the anti- k_T clustering algorithm [37] with a distance parameter of 0.5, as implemented in the FASTJET package [38, 39]. The properties of the jets are modified by particles from pileup interactions. A combinatorial background arises from low- p_T jets from pileup interactions, which are clustered together with high- p_T jets from the primary interaction. A multivariate jet identifier is applied to separate jets from the primary interaction and those reconstructed from energy deposits associated with pileup interactions [40]. The discrimination is based on the differences in the jet shapes, on the relative multiplicity of charged and neutral components, and on the different p_T fractions carried by the hardest components. Tracks that come from pileup vertices are removed from the jet clustering. After jet identification, we apply a correction similar to the one applied for lepton isolation that accounts for the contributions from pileup. Jet energy corrections are applied as a function of the jet p_T and η [41]. Studies of the jet multiplicity as a function of the number of vertices have been performed using Z+jets events, and no significant dependence was found. Since the jet energy resolution in data is somewhat worse than in simulation, the p_T values of simulated jets need to be spread randomly 5% in order to describe data. After corrections the jets considered for the event categorization

are required to have $p_T > 30 \text{ GeV}$ and $|\eta| < 4.7$.

To reduce the background from top quark decays, events with two or more jets surviving the jet selection criteria are rejected. To further suppress the top quark background, two tagging techniques based on soft-muon and b-quark jet tagging are applied [42]. The first method vetoes events containing a soft muon from the semileptonic decay of the b quark. Soft-muon candidates are defined without isolation requirements and are required to have $p_T > 3 \text{ GeV}$. The second method uses b-jet tagging criteria based on the impact parameter of the constituent tracks. In particular, a track counting high-efficiency algorithm is used to veto those events with a jet tagged as b quark (t-tagged events). The combined reduction of the top quark background is about 50% in the zero-jet category and above 80% for events with one jet with $p_T > 30 \text{ GeV}$.

The \vec{E}_T^{miss} variable is defined as the negative vector sum of the p_T of all reconstructed particles (charged or neutral) in the event. A *projected* E_T^{miss} variable [36] is defined as the component of \vec{E}_T^{miss} transverse to the nearest lepton if the lepton is situated within an azimuthal angular window of $\pm\pi/2$ from the \vec{E}_T^{miss} direction, otherwise the $|\vec{E}_T^{\text{miss}}|$ is used. This variable is particularly effective in rejecting (1) $Z/\gamma^* \rightarrow \tau^+\tau^-$ events where \vec{E}_T^{miss} is preferentially aligned with leptons, and (2) $Z/\gamma^* \rightarrow \ell^+\ell^-$ events with poorly measured \vec{E}_T^{miss} . Since the \vec{E}_T^{miss} resolution is degraded in a high pileup environment, two projected E_T^{miss} variables are defined: one constructed from all identified particles (proj. E_T^{miss}), and another constructed from the charged particles attached to the primary vertex only (proj. track E_T^{miss}). The minimum of the two is required to be above 20 GeV.

Events with dilepton masses below 12 GeV are also rejected to remove contributions from low-mass resonances. The same requirement is applied to the $e^\pm\mu^\mp$ final state to reject multijet and $W\gamma$ background processes. Finally, the transverse momentum of the dilepton system $p_T^{\ell\ell}$ is required to be above 45 GeV in the e^+e^- and $\mu^+\mu^-$ final states, and above 30 GeV in the $e^\pm\mu^\mp$ final state to reduce both the Drell–Yan background and events containing jets misidentified as leptons.

The Drell–Yan (DY) Z/γ^* process is the largest source of same-flavor lepton pair production background because of its large production cross section and the finite resolution of the \vec{E}_T^{miss} measurement. In order to suppress this background, a few additional selection requirements are applied to the same-flavor final states. The component of the Drell–Yan production close to the Z boson peak is rejected by requiring the dilepton invariant mass $m_{\ell\ell}$ to be more than 15 GeV away from the Z boson mass. To suppress the remaining off-peak contribution, a dedicated multivariate selection is used, combining E_T^{miss} variables, kinematic variables of the dilepton system, the transverse mass, the leading jet p_T , and differences in azimuthal angle between the dilepton system and the leading jet and the \vec{E}_T^{miss} [36]. These selection requirements effectively reduce the Drell–Yan background by three orders of magnitude, while retaining more than 50% of the signal.

To reduce the background from other diboson processes, such as WZ and ZZ production, any event that has an additional third lepton passing the identification and isolation requirements and having $p_T > 10 \text{ GeV}$ is rejected. Any $W\gamma$ production where the photon converts is suppressed by rejecting electrons consistent with a photon conversion [33].

A summary of the selection requirements for different- and same-flavor final states is shown in Table 1.

Table 1: Summary of the event selection for the different-flavor and same-flavor final states.

| Variable | Different-flavor | Same-flavor |
|--|------------------|------------------------------------|
| Opposite-sign charge requirement | Applied | Applied |
| p_T^ℓ [GeV] | >20 | >20 |
| $\min(\text{proj. } E_T^{\text{miss}}, \text{proj. track } E_T^{\text{miss}})$ [GeV] | >20 | >20 |
| DY MVA | — | >0.88 in 0-jet (>0.84 in 1-jet) |
| $ m_{\ell\ell} - m_Z $ [GeV] | — | >15 |
| $p_T^{\ell\ell}$ [GeV] | >30 | >45 |
| $m_{\ell\ell}$ [GeV] | >12 | >12 |
| Additional leptons ($p_T^\ell > 10$ GeV) | veto | veto |
| Top-quark veto | applied | applied |
| Number of reconstructed jets | <2 | <2 |

5 Estimation of backgrounds

A combination of techniques is used to determine the contributions from backgrounds that remain after the W^+W^- selection. A detailed description of these techniques can be found in Ref. [36]. The main background comes from top quark production, which is estimated from data. Instrumental backgrounds arising from misidentified (“nonprompt”) leptons in W +jets production and mismeasurement of \vec{E}_T^{miss} in Z/γ^* +jets events are also estimated from data. Other contributions from $W\gamma$, $W\gamma^*$, and other subdominant diboson (WZ and ZZ) and triboson (VVV) production processes are estimated partly from simulated samples.

The top-quark background contribution in the analysis is estimated using ($N_{t\text{-tag}}$) t -tagged events. The t -tagging efficiency ($\epsilon_{t\text{-tag}}$) is measured in a control sample dominated by $t\bar{t}$ and tW events, which are selected by requiring one jet to be b -tagged. The number of top quark background events ($B_{t\text{-tag}}$) expected in the signal region is estimated as: $B_{t\text{-tag}} = N_{t\text{-tag}}(1 - \epsilon_{t\text{-tag}})/\epsilon_{t\text{-tag}}$. Background contributions are subtracted from the t -tagged sample. The main uncertainty comes from the statistical uncertainty in the control sample and from the systematic uncertainties related to the measurement of $\epsilon_{t\text{-tag}}$. The total uncertainty in $B_{t\text{-tag}}$ amounts to about 13% in the 0-jet category and 3% in the 1-jet category.

The nonprompt lepton background occurs in W +jets and dijets production and originates from leptonic decays of heavy quarks, hadrons misidentified as leptons, and electrons from photon conversion. Most of it is suppressed by the identification and isolation requirements on electrons and muons described in Section 4. The remaining contribution is estimated directly from data. A data sample enriched in nonprompt leptons is selected by choosing events with one lepton candidate that passes the standard lepton selection criteria and another lepton candidate that fails the criteria, but passes a looser selection process, resulting in a sample of “pass-fail” lepton pairs.

The efficiency, ϵ_{pass} , for a jet that satisfies the loose lepton requirements to pass the standard lepton selection is determined using an independent dijet sample, which is dominated by events with nonprompt leptons. In order to study the composition of the nonprompt background, different dijet samples are defined by requiring different jet- p_T thresholds for the jet recoiling against the misidentified lepton. The efficiency, parametrized as a function of p_T and η of the lepton, is used to weight the events in the pass-fail sample by $\epsilon_{\text{pass}}/(1 - \epsilon_{\text{pass}})$ to obtain the estimated contribution from the nonprompt lepton background in the signal region. The systematic uncertainties from the determination of ϵ_{pass} dominate the overall uncertainty of this

method. The systematic uncertainty is estimated by modifying the jet p_T threshold in the dijets sample, which modifies the jet sample composition, and from a closure test, where ϵ_{pass} is derived from simulated dijet events and applied to simulated background samples to predict the number of background events. The total uncertainty in ϵ_{pass} is of the order of 40%, which includes the statistical uncertainty arising from the control sample size.

The $Z/\gamma^* \rightarrow ee/\mu\mu$ contribution, including $Z/\gamma^* \rightarrow \tau\tau$ leptonic decays, in the same-flavor final states outside of the Z boson mass window is obtained by normalizing the simulation. The normalization factor is defined by the ratio of the simulated to the observed number of events inside the Z boson mass window in data. The contribution of WZ and ZZ inside the Z boson mass window in data with neither lepton arising from a Z boson is subtracted before performing the normalization. This is done by counting the number of $e^\pm\mu^\mp$ events in the Z mass window, accounting for combinatorial effects and the relative detection efficiencies for electrons and muons. The contribution of WZ and ZZ processes in the Z mass window with leptons arising from different bosons, is also subtracted as estimated from simulation. The largest uncertainty in the estimate arises from the dependence of the extrapolation factor on E_T^{miss} and the multivariate Drell–Yan discriminant. The total uncertainty in the $Z/\gamma^* \rightarrow \ell^+\ell^-$ normalization is about 30%, including both statistical and systematic components. The contribution of this background is also evaluated with an alternative method using $\gamma + \text{jets}$ events, which provides results consistent with the primary method. The $Z/\gamma^* \rightarrow \tau^+\tau^-$ background in the $e^\pm\mu^\mp$ channel is obtained from $Z/\gamma^* \rightarrow \mu^+\mu^-$ events selected in data, where the muons are replaced with simulated τ decays. The Drell-Yan event yield is rescaled to the observed yield using the inclusive sample of $Z/\gamma^* \rightarrow \ell^+\ell^-$ [43].

A data sample with three reconstructed leptons is selected in order to normalize the simulation used to estimate the $W\gamma^*$ background contribution coming from asymmetric γ^* decays where one lepton escapes detection [44]. The systematic uncertainty is estimated by comparing the normalization factor estimated in simulation in different regions. The uncertainty in the $W\gamma^*$ background estimate is of the order of 40%.

Other backgrounds are estimated from simulation. The $W\gamma$ background simulation is validated in data using the events passing all the selection requirements, except that the two leptons must have the same charge; this sample is dominated by $W + \text{jets}$ and $W\gamma$ events. Differences in the overall normalization are counted as a systematic uncertainty. The uncertainty in the $W\gamma$ background estimate is about 30%. Other minor backgrounds are WZ and ZZ diboson production where the two selected leptons come from different bosons.

A summary of the data, signal, and background yields for the different event categories is shown below in Table 4.

6 Signal efficiency and systematic uncertainties

The signal efficiency, which includes both detector geometrical acceptance and signal reconstruction and selection efficiency, is estimated using the $q\bar{q} \rightarrow W^+W^-$ and nonresonant (not through a Higgs resonance) $gg \rightarrow W^+W^-$ signal simulations described in Section 3. Signal events from $W \rightarrow \tau\nu_\tau$ decays with τ leptons decaying into lower-energy electrons or muons are included in the signal efficiency. Residual discrepancies in the lepton reconstruction and identification efficiencies between data and simulation are corrected by applying data-to-simulation scale factors measured using $Z/\gamma^* \rightarrow \ell^+\ell^-$ events in the Z peak region [13] that are recorded with unbiased triggers. These factors depend on the lepton p_T and η and are within 2% (4%) for electrons (muons).

The experimental uncertainties in the lepton reconstruction and identification efficiency, momentum scale and resolution, E_T^{miss} modeling, and jet energy scale are applied to the reconstructed objects in simulated events by randomly spreading and scaling the relevant observables and propagating the effects to the kinematic variables used in the analysis. The distributions with varied detector response and resolution are used to estimate the change in the signal efficiency, whose value is taken as the associated systematic uncertainty. Uncertainties in lepton momentum scale and resolution are 0.5–4% per lepton depending on the kinematics, and the effect on the yields at the analysis selection level is approximately 1%. The uncertainties in the jet energy scale and resolution result in a 2–3% uncertainty in the yields. The uncertainty in the resolution of the E_T^{miss} measurement is approximately 10%, which is estimated from $Z/\gamma^* \rightarrow \ell^+\ell^-$ events with the same lepton selection as in the analysis. Randomly smearing the measured E_T^{miss} by one standard deviation of the resolution gives rise to 2% variation in the estimation of signal yields after the full selection. A 2.6% uncertainty is assigned to the integrated luminosity measurement [12].

The relative uncertainty in the signal acceptance from variations of the PDFs and the value of α_s in the simulated samples is estimated to be 1.3% (0.8%) for $q\bar{q}$ (gg) production, following the PDF4LHC prescription [23, 26, 45–48]. The effect of higher-order corrections in the $q\bar{q} \rightarrow W^+W^-$ signal acceptance is studied using the p_T^{WW} reweighting procedure described in Section 3. Uncertainties are estimated by performing the reweighting while varying the resummation scale between half and twice the nominal value used in Ref. [8]. The reweighting functions with varied scales are then applied to simulated POWHEG events and used to calculate the variation in the signal acceptance. Uncertainties in the $q\bar{q} \rightarrow W^+W^-$ signal acceptance sensitive to the renormalization (μ_R) and factorization (μ_F) scales are estimated by varying both scales in the range $(\mu_0/2, 2\mu_0)$, with μ_0 equal to the mass of the W boson, and setting $\mu_R = \mu_F$. The resummation scale uncertainty is found to be 2.8% (6.9%) for the zero-jet (one-jet) selection. The renormalization and factorization scales uncertainty is found to be 2.5% (6.3%) for the zero-jet (one-jet) selection. The systematic uncertainty associated with higher-order corrections to the $gg \rightarrow W^+W^-$ component of the signal is estimated by varying the renormalization and factorization scales and is found to be about 30%.

The systematic uncertainties due to the underlying event and parton shower model are estimated by comparing samples with different MC event generators. In particular, the POWHEG MC generator interfaced with PYTHIA for the parton shower and hadronization is compared to the MC@NLO generator interfaced with HERWIG for the parton shower and hadronization model. The systematic uncertainty is found to be 3.5%.

The uncertainties in the background predictions are described in Section 5. The total uncertainty in the prediction of the top quark background is about 13% (3%) in the zero-jet (one-jet) categories, and about 36% in the $W + \text{jets}$ background prediction. The total uncertainty in the $Z/\gamma^* \rightarrow \ell^+\ell^-$ normalization is about 30%, including both statistical and systematic contributions. The uncertainties in the yields of the $Z/\gamma^* \rightarrow \tau^+\tau^-$, $W\gamma$, and $W\gamma^*$ background processes are 10%, 30%, and 40%, respectively.

The theoretical uncertainties in the diboson cross sections are calculated by varying the renormalization and factorization scales using the MCFM 6.4 program [1]. The effects of variations in the PDFs and of the value of α_s on the predicted cross section are derived by following the same prescription as for the signal acceptance. Including the experimental uncertainties gives a systematic uncertainty of around 10% for WZ and ZZ processes. In the case of $W\gamma^{(*)}$ backgrounds, the variation in PDFs gives a systematic uncertainty of 4%. A summary of the relative uncertainties in the W^+W^- cross section measurement is given in Table 2, where the jet count-

ing model uncertainty includes the renormalization and factorization scales, and underlying event uncertainties.

Table 2: Relative systematic uncertainties in the W^+W^- cross section measurement.

| Source | Uncertainty (%) |
|---|-----------------|
| Statistical uncertainty | 1.5 |
| Lepton efficiency | 3.8 |
| Lepton momentum scale | 0.5 |
| Jet energy scale | 1.7 |
| E_T^{miss} resolution | 0.7 |
| $t\bar{t}+tW$ normalization | 2.2 |
| W+jets normalization | 1.3 |
| $Z/\gamma^* \rightarrow \ell^+\ell^-$ normalization | 0.6 |
| $Z/\gamma^* \rightarrow \tau^+\tau^-$ normalization | 0.2 |
| $W\gamma$ normalization | 0.3 |
| $W\gamma^*$ normalization | 0.4 |
| VV normalization | 3.0 |
| $H \rightarrow W^+W^-$ normalization | 0.8 |
| Jet counting theory model | 4.3 |
| PDFs | 1.2 |
| MC statistical uncertainty | 0.9 |
| Integrated luminosity | 2.6 |
| Total uncertainty | 7.9 |

7 The W^+W^- cross section measurement

The inclusive cross section is determined as

$$\sigma_{W^+W^-} = \frac{N_{\text{data}} - N_{\text{bkg}}}{\mathcal{L} \epsilon (3 \mathcal{B}(W \rightarrow \ell\bar{\nu}))^2}, \quad (1)$$

where N_{data} and N_{bkg} are the total number of data and background events, ϵ is the signal efficiency, \mathcal{L} is the integrated luminosity, and $\mathcal{B}(W \rightarrow \ell\bar{\nu})$ is the branching fraction for a W boson decaying to each lepton family $\mathcal{B}(W \rightarrow \ell\bar{\nu}) = (10.80 \pm 0.09)\%$ [49].

The signal efficiency ϵ is evaluated as the fraction of the sum of $q\bar{q} \rightarrow W^+W^-$ and $gg \rightarrow W^+W^-$ generated events, with $W \rightarrow \ell\nu$ ($\ell = e, \mu, \tau$), accepted by the analysis selection. The efficiency estimated for each category is listed in Table 3. The reported statistical uncertainty in the efficiency originates from the limited size of the MC samples.

The cross section is measured separately in events with same- and different-flavor leptons and in events with exclusively zero or one reconstructed and identified jet. The four event categories are combined by performing a profile likelihood fit to the data following the statistical methodology described in Refs. [50–52]. The number of events in each category is modeled as a Poisson random variable, whose mean value is the sum of the contributions from the processes under consideration. Systematic uncertainties are represented by individual nuisance parameters with log-normal distributions. Table 4 lists the observed number of events and expected signal and background yields in each category.

Table 3: Signal efficiency for the four event categories used in the $pp \rightarrow W^+W^-$ cross section measurement. The values reported are a product of the detector geometrical acceptance and the object reconstruction and event identification efficiency. The statistical uncertainty is from the limited size of the MC samples.

| Event category | | Signal efficiency (%) |
|-------------------|------------------|--|
| zero-jet category | Different-flavor | 3.02 ± 0.02 (stat) ± 0.22 (syst) |
| | Same-flavor | 1.21 ± 0.01 (stat) ± 0.09 (syst) |
| one-jet category | Different-flavor | 0.96 ± 0.01 (stat) ± 0.11 (syst) |
| | Same-flavor | 0.34 ± 0.01 (stat) ± 0.04 (syst) |

Table 4: Data, signal, and background yields for the four different event categories used for the $pp \rightarrow W^+W^-$ cross section measurement. The reported uncertainties include both statistical and systematic components.

| Process | zero-jet category | | one-jet category | |
|---------------------------------------|-------------------|----------------|------------------|----------------|
| | Different-flavor | Same-flavor | Different-flavor | Same-flavor |
| $q\bar{q} \rightarrow W^+W^-$ | 3516 ± 271 | 1390 ± 109 | 1113 ± 137 | 386 ± 49 |
| $gg \rightarrow W^+W^-$ | 162 ± 50 | 91 ± 28 | 62 ± 19 | 27 ± 9 |
| W^+W^- | 3678 ± 276 | 1481 ± 113 | 1174 ± 139 | 413 ± 50 |
| $ZZ + WZ$ | 84 ± 10 | 89 ± 11 | 86 ± 4 | 42 ± 2 |
| VVV | 33 ± 17 | 17 ± 9 | 28 ± 14 | 14 ± 7 |
| top quark | 522 ± 83 | 248 ± 26 | 1398 ± 156 | 562 ± 128 |
| $Z/\gamma^* \rightarrow \ell^+\ell^-$ | 38 ± 4 | 141 ± 63 | 136 ± 14 | 65 ± 33 |
| $W\gamma^*$ | 54 ± 22 | 12 ± 5 | 18 ± 8 | 3 ± 2 |
| $W\gamma$ | 54 ± 20 | 20 ± 8 | 36 ± 14 | 9 ± 6 |
| W +jets(e) | 189 ± 68 | 46 ± 17 | 114 ± 41 | 16 ± 6 |
| W +jets(μ) | 81 ± 40 | 19 ± 9 | 63 ± 30 | 17 ± 8 |
| Higgs boson | 125 ± 25 | 53 ± 11 | 75 ± 22 | 22 ± 7 |
| Total bkg. | 1179 ± 123 | 643 ± 73 | 1954 ± 168 | 749 ± 133 |
| W^+W^- + total bkg. | 4857 ± 302 | 2124 ± 134 | 3128 ± 217 | 1162 ± 142 |
| Data | 4847 | 2233 | 3114 | 1198 |

The distributions of the leading lepton p_T ($p_{T, \max}^\ell$), the p_T of the dilepton system ($p_T^{\ell\ell}$), the dilepton invariant mass ($m_{\ell\ell}$) and the azimuthal angle between the two leptons ($\Delta\phi_{\ell\ell}$) are shown in Figs. 1 and 2 for the zero-jet and one-jet categories.

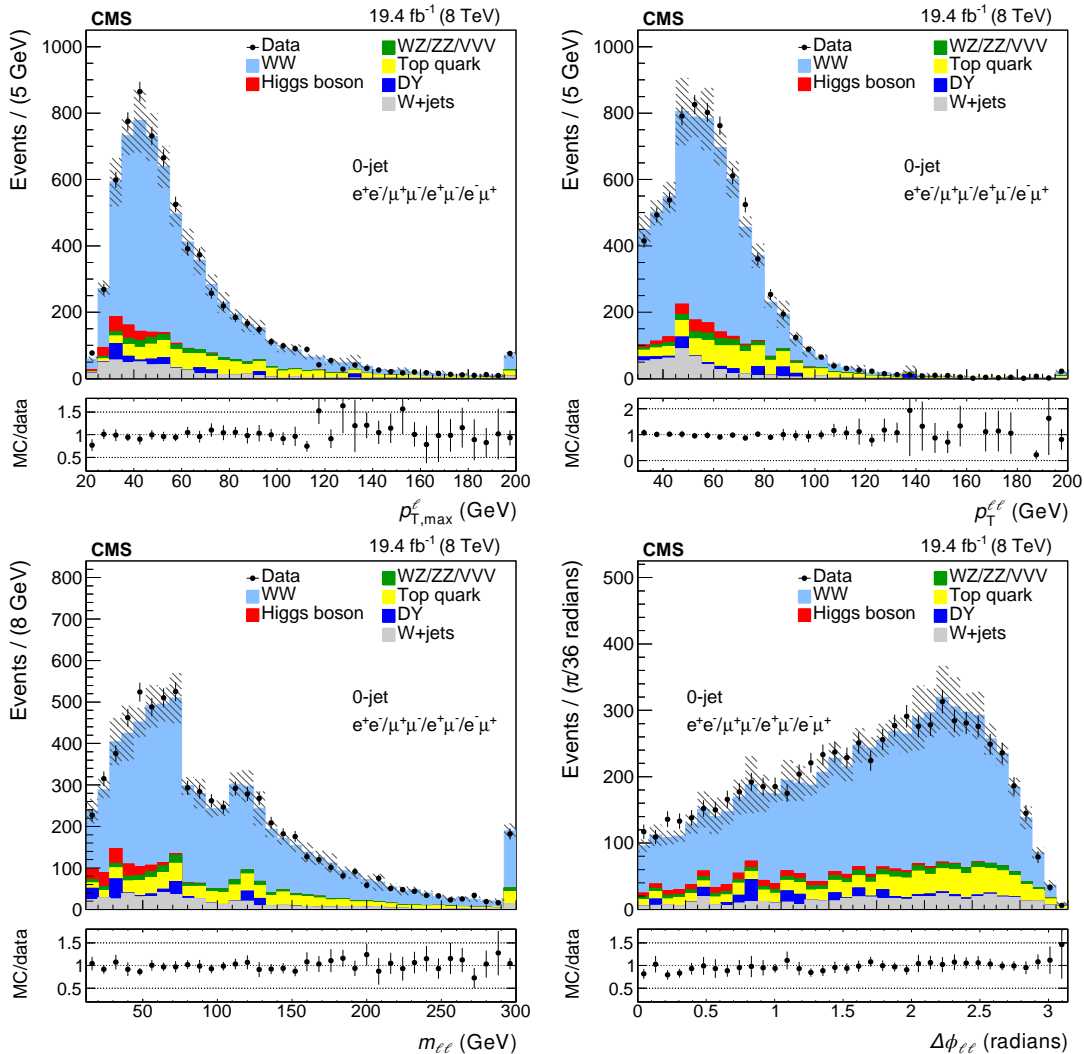


Figure 1: The data and MC distributions for the zero-jet category of the leading lepton p_T ($p_{T, \max}^\ell$), the p_T of the dilepton system ($p_T^{\ell\ell}$), the dilepton invariant mass ($m_{\ell\ell}$) and the azimuthal angle between the two leptons ($\Delta\phi_{\ell\ell}$). The hatched areas represent the total systematic uncertainty in each bin. The error bars in the ratio plots are calculated considering the statistical uncertainty from the data sample and the systematic uncertainties in the background estimation and signal efficiencies. The last bin includes the overflow.

The W^+W^- production cross section in pp collision data at $\sqrt{s} = 8$ TeV is measured in the individual channels as shown in Table 5.

The experimental and theoretical uncertainties in the event selection as well as the uncertainty on the integrated luminosity are reported separately. The theoretical component includes contributions from the jet counting theory model and PDFs as in Table 2. The combined result is:

$$\sigma_{W^+W^-} = 60.1 \pm 0.9 (\text{stat}) \pm 3.2 (\text{exp}) \pm 3.1 (\text{theo}) \pm 1.6 (\text{lumi}) \text{ pb} = 60.1 \pm 4.8 \text{ pb}. \quad (2)$$

The measurement in the different flavor final state is consistent with that in the same flavor final state at the level of 1.5σ after taking into account the statistical uncertainty and the uncor-

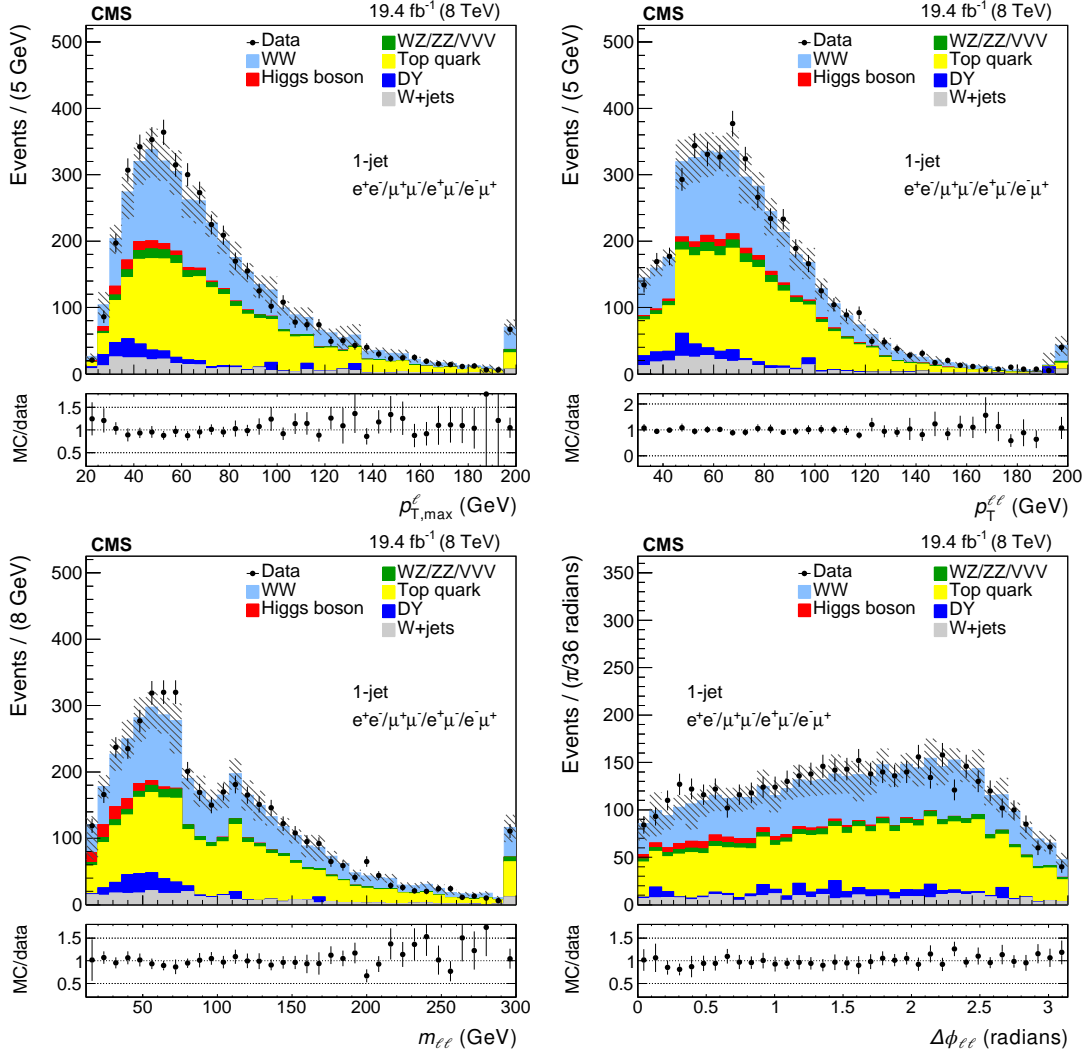


Figure 2: The data and MC distributions for the one-jet category of the leading lepton p_T ($p_{T,\max}^\ell$), the p_T of the dilepton system ($p_T^{\ell\ell}$), the dilepton invariant mass ($m_{\ell\ell}$) and the azimuthal angle between the two leptons ($\Delta\phi_{\ell\ell}$). The hatched areas represent the total systematic uncertainty in each bin. The error bars in the ratio plots are calculated considering the statistical uncertainty from the data sample and the systematic uncertainties in the background estimation and signal efficiency. The last bin includes the overflow.

Table 5: The W^+W^- production cross section in each of the four event categories.

| Event category | | W^+W^- production cross section (pb) |
|-------------------|------------------|---|
| zero-jet category | Different-flavor | 59.7 ± 1.1 (stat) ± 3.3 (exp) ± 3.5 (theo) ± 1.6 (lumi) |
| | Same-flavor | 64.3 ± 2.1 (stat) ± 4.6 (exp) ± 4.3 (theo) ± 1.7 (lumi) |
| one-jet category | Different-flavor | 59.1 ± 2.8 (stat) ± 6.0 (exp) ± 6.2 (theo) ± 1.6 (lumi) |
| | Same-flavor | 65.1 ± 5.5 (stat) ± 8.3 (exp) ± 8.0 (theo) ± 1.7 (lumi) |

related systematic uncertainties. The combined result shows good agreement with the NNLO theoretical prediction of $59.8^{+1.3}_{-1.1}$ pb [6]. The measurement precision is dominated by the result in the different-flavor zero-jet event category. The main source of systematic uncertainty comes from the modeling of the signal efficiency, especially the requirement on the number of reconstructed and identified jets.

We report the W^+W^- production cross section in a fiducial region defined by a jet veto requirement. When specifying the fiducial regions after simulation, jets are defined at particle level and clustered using the same anti- k_T algorithm with distance parameter of 0.5 as is used for collider data reconstruction. We measure the cross sections in a fiducial region defined by requiring no jets with $|\eta^{\text{jet}}| < 4.7$ and jet p_T above a series of thresholds. The results are summarized in Table 6 and compared with the predicted cross sections estimated with POWHEG.

Table 6: The W^+W^- production cross section in fiducial regions defined by requiring no jets at particle level with jet p_T thresholds as listed.

| p_T^{jet} (GeV) | $\sigma_{\text{zero-jet}}$ measured (pb) | $\sigma_{\text{zero-jet}}$ predicted (pb) |
|--------------------------|---|---|
| >20 | 36.2 ± 0.6 (stat) ± 2.1 (exp) ± 1.1 (theo) ± 0.9 (lumi) | 36.7 ± 0.1 (stat) |
| >25 | 40.8 ± 0.7 (stat) ± 2.3 (exp) ± 1.3 (theo) ± 1.1 (lumi) | 40.9 ± 0.1 (stat) |
| >30 | 44.0 ± 0.7 (stat) ± 2.5 (exp) ± 1.4 (theo) ± 1.1 (lumi) | 43.9 ± 0.1 (stat) |

The W^+W^- cross section is also measured in the different-flavor zero-jet category, which is the most precise channel. The fiducial region is defined at generation level by requiring no jets with $|\eta^{\text{jet}}| < 4.7$ and a given maximum jet p_T for events requiring prompt leptons with $p_T > 20$ GeV and $|\eta| < 2.5$ before final-state radiation. In this case leptonic τ decays are not considered as part of the signal. The measured cross sections are summarized in Table 7 and compared with the predicted cross sections estimated with POWHEG.

Table 7: The W^+W^- production cross section in fiducial regions defined by requiring zero jets at particle level with varying jet p_T thresholds and requiring prompt leptons with $p_T > 20$ GeV and $|\eta| < 2.5$, before final-state radiation.

| p_T^{jet} (GeV) | $\sigma_{\text{zero-jet}, W \rightarrow \ell\nu}$ measured (fb) | $\sigma_{\text{zero-jet}, W \rightarrow \ell\nu}$ predicted (fb) |
|--------------------------|---|--|
| >20 | 223 ± 4 (stat) ± 13 (exp) ± 7 (theo) ± 6 (lumi) | 228 ± 1 (stat) |
| >25 | 253 ± 5 (stat) ± 14 (exp) ± 8 (theo) ± 7 (lumi) | 254 ± 1 (stat) |
| >30 | 273 ± 5 (stat) ± 15 (exp) ± 9 (theo) ± 7 (lumi) | 274 ± 1 (stat) |

Since both cross section measurements are restricted to the zero-jet category, most systematic uncertainties are considered in the same way as in the inclusive analysis, except the underlying event, PDFs, and renormalization and factorization scales effects related to the W^+W^- signal. In these cases the uncertainty is estimated as the largest difference among the three signal MC generators, POWHEG, MADGRAPH, and MC@NLO, for the fraction of reconstructed events outside the fiducial region and passing the full analysis selection. By measuring the W^+W^- cross section in a fiducial region the theoretical systematic uncertainties are reduced. Fractionally, the theoretical uncertainty changes from 5% to 3%.

8 Normalized differential W^+W^- cross section measurement

The normalized differential W^+W^- cross section $(1/\sigma) d\sigma/dX$ is determined as a function of different X variables: the leading lepton $p_{T, \text{max}}^\ell$, the transverse momentum of the dilepton system $p_T^{\ell\ell}$, the invariant mass $m_{\ell\ell}$, and the angular separation in the transverse plane between the two leptons $\Delta\phi_{\ell\ell}$. The measurements are performed using unfolded distributions from events

with zero jets and the $e^\pm\mu^\mp$ final state only. Leptonic τ decays are not considered as part of the signal.

The fiducial cross section is determined by the event yield in each bin after subtracting backgrounds. Each distribution is then corrected for event selection efficiencies and for detector resolution effects in order to be compared with predictions from event generators. The correction procedure is based on unfolding techniques, as implemented in the RooUnfold toolkit [53], which provides both singular value decomposition (SVD) [54] and the iterative Bayesian [55] methods. Both algorithms use a response matrix that correlates the observable with and without detector effects. Regularization parameters are tuned to obtain results that are robust against numerical instabilities and statistical fluctuations. The unfolding is performed with the SVD method, and we cross-check the results with the iterative Bayesian method. We found a good agreement within uncertainties between both methods. The differential cross section is derived by dividing the corrected number of events by the integrated luminosity and by the bin width.

For each measured distribution, a response matrix is evaluated using $q\bar{q} \rightarrow W^+W^-$ events (generated with POWHEG) and $gg \rightarrow W^+W^-$, after full detector simulation. For lepton variables the response matrix is almost diagonal. In order to minimize the model uncertainties due to unnecessary extrapolations of the measurement outside the experimentally well-described phase space region, the normalized differential cross section is determined in a phase space defined at the particle level by considering prompt leptons before final-state radiation, with $p_T > 20 \text{ GeV}$ and $|\eta| < 2.5$. Events with one or more jets with $p_T > 30 \text{ GeV}$ and $|\eta| < 4.7$ are rejected.

The systematic uncertainties in each bin are assessed from the variations of the nominal cross section by repeating the full analysis for every systematic variation. The difference with respect to the nominal value is taken as the final systematic uncertainty for each bin and each measured observable. By using this method, the possible correlations of the systematic uncertainties between bins are taken into account. Those systematic uncertainties that are correlated across all bins of the measurement, and therefore mainly affect the normalization, cancel out at least partially in the normalized cross section. The uncertainty also includes the statistical error propagation through the unfolding method using the covariance matrix and the difference in the response matrix from MADGRAPH, POWHEG, and MC@NLO, the latter being almost negligible.

Various differential cross sections in interesting kinematic variables are presented in Fig. 3. The measurements, including $gg \rightarrow W^+W^-$, are compared to the predictions from MADGRAPH, POWHEG, and MC@NLO, normalized to the recent QCD calculations up to approximate NNLO precision [6]. The predictions from MADGRAPH are shown with statistical uncertainties only. No single generator performs best for all the kinematic variables. Data and theory show a good agreement for the $m_{\ell\ell}$ and the $p_T^{\ell\ell}$ distributions, within uncertainties, except for the MC@NLO generator which predicts a softer $p_T^{\ell\ell}$ spectrum than observed. In case of the $p_{T,\text{max}}^\ell$ distribution, the MADGRAPH prediction shows an excess of events in the tail of the distribution compared to data, while POWHEG shows a reasonable agreement and MC@NLO shows a good agreement. We observe differences in the shape of the $\Delta\phi_{\ell\ell}$ for all the three generators as compared to the data.

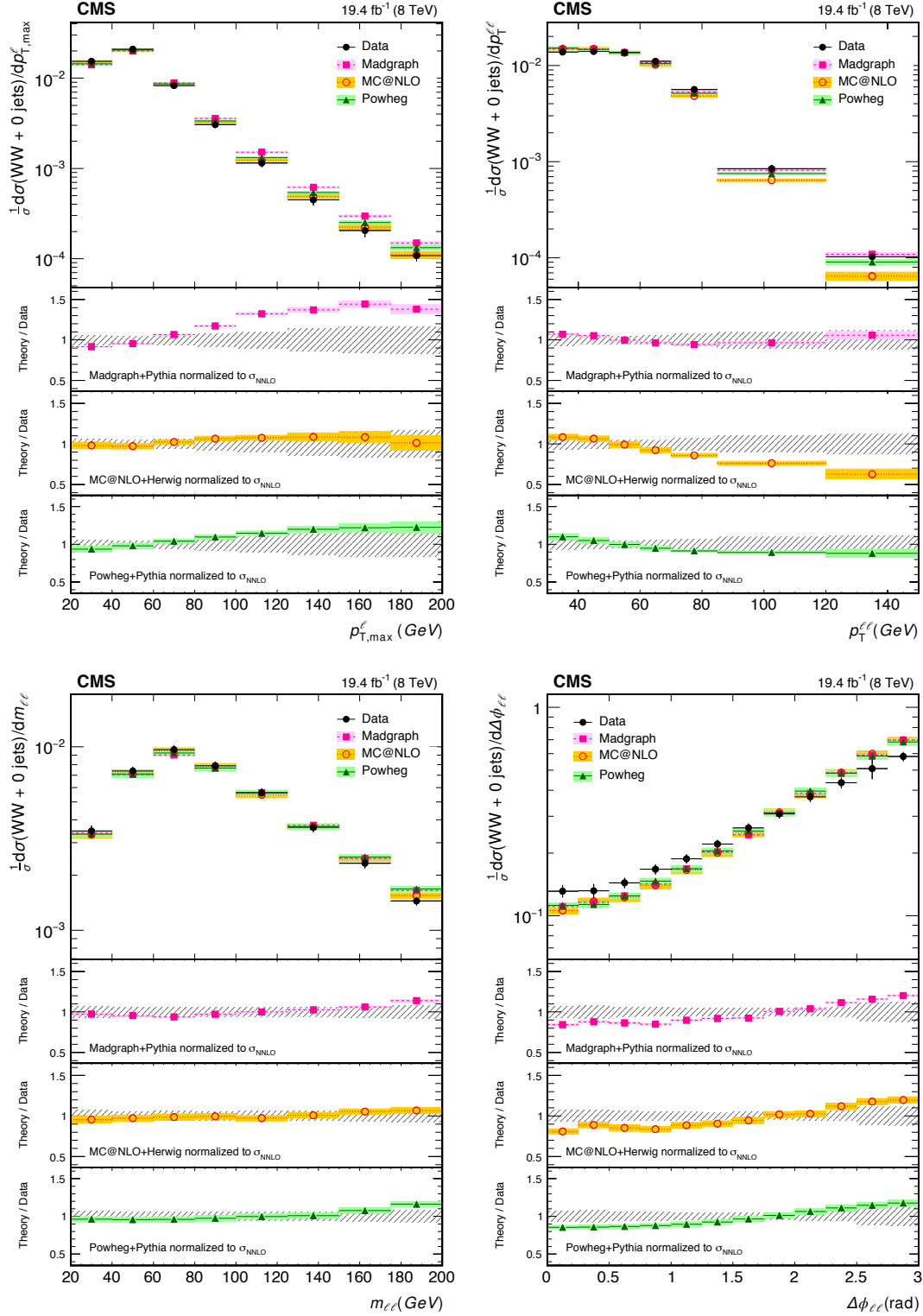


Figure 3: Normalized differential W^+W^- cross section as a function of the leading lepton p_T ($p_{T,\max}^\ell$) (top left), the transverse momentum of the dilepton system ($p_T^{\ell\ell}$) (top right), the invariant mass ($m_{\ell\ell}$) (bottom left) and the angular separation between leptons ($\Delta\phi_{\ell\ell}$) (bottom right). Both statistical and systematic uncertainties are included. The hatched area in the ratio plots corresponds to the relative error of the data in each bin. The measurement, including $gg \rightarrow W^+W^-$ is compared to predictions from MADGRAPH, POWHEG, and MC@NLO

9 Limits on anomalous gauge couplings

Beyond-standard-model (BSM) physics effects in $pp \rightarrow W^+W^-$ can be described by a series of operators with mass dimensions larger than four in addition to the dimension-four operators in the SM Lagrangian. In the electroweak sector of the SM, in an EFT interpretation [10], the first higher-dimension operators made solely from electroweak vector fields and the Higgs doublet have mass dimension six. There are six different dimension-six operators that generate ATGCs. Three of them are C- and P-conserving while the others are not. In this analysis, we only consider models with C- and P-conserving operators. In the HISZ basis [56], these three operators are written as:

$$\begin{aligned}\frac{c_{WWW}}{\Lambda^2} \mathcal{O}_{WWW} &= \frac{c_{WWW}}{\Lambda^2} \text{Tr}[W_{\mu\nu} W^{\nu\rho} W_\rho^\mu], \\ \frac{c_W}{\Lambda^2} \mathcal{O}_W &= \frac{c_W}{\Lambda^2} (D^\mu \Phi)^\dagger W_{\mu\nu} (D^\nu \Phi), \\ \frac{c_B}{\Lambda^2} \mathcal{O}_B &= \frac{c_B}{\Lambda^2} (D^\mu \Phi)^\dagger B_{\mu\nu} (D^\nu \Phi).\end{aligned}\tag{3}$$

The parameter Λ is the mass scale that characterizes the coefficients of the higher-dimension operators, which can be regarded as the scale of new physics. The three operators in Eq. (3) generate both ATGC and Higgs boson anomalous couplings at tree level and modify the $pp \rightarrow W^+W^-$ cross section. In the absence of momentum-dependent form factors, the traditional LEP parametrization of ATGCs can be related to the values of the coupling constants of the dimension-six electroweak operators [10].

The dataset selected for the W^+W^- cross section measurement is used to bound c_{WWW}/Λ^2 , c_W/Λ^2 , and c_B/Λ^2 . For this measurement, we require the events to have zero reconstructed and identified jets with $p_T > 30$ GeV and $|\eta| < 4.7$. We use the $m_{\ell\ell}$ distribution because it is robust against mismodeling of the transverse boost of the W^+W^- system and is sensitive to the value of the coupling constants associated with the dimension-six operators. A binned Poisson log-likelihood comparing the data and simulated $m_{\ell\ell}$ distributions is computed. The template histograms representing various values of the ATGCs are prepared using W^+W^- simulated events generated with MADGRAPH using a Lagrangian that contains the SM interaction terms and the three operators above. Thus, the simulation includes the pure SM contribution, the ATGC contribution, the Higgs boson anomalous coupling contribution, and the interference between the SM and ATGC contributions. The hard-scattering simulation includes up to one hard parton in the final state [57]. The detector response to the events is obtained using the detailed CMS detector simulation. The various background yields described in Section 5 are added to the $m_{\ell\ell}$ distribution from the simulated signal events. As an example of the templates, Fig. 4 shows the $m_{\ell\ell}$ distribution for one set of values of c_{WWW}/Λ^2 , c_W/Λ^2 , and c_B/Λ^2 .

Templates of the $m_{\ell\ell}$ distribution are prepared for different hypothetical values of the coupling constants c_{WWW}/Λ^2 , c_W/Λ^2 , and c_B/Λ^2 . We consider both the cases in which only one of the coupling constants has a nonzero value, and the cases in which two of them are varied simultaneously. The correlations between the measured coupling constants are not strong, so we do not consider the case in which the three coupling constants are allowed to vary simultaneously. Thus, the results presented here assume that the symmetries of the BSM theory would only allow either one or two of the dimension-six electroweak operators to contribute appreciably.

The expected number of events in each bin of the template histograms is interpolated using polynomial functions as a function of the coupling constants to create a continuous parametrization of the model. A profile likelihood fit to the data for each coupling-constant hypothesis is performed using the method described in Section 7.

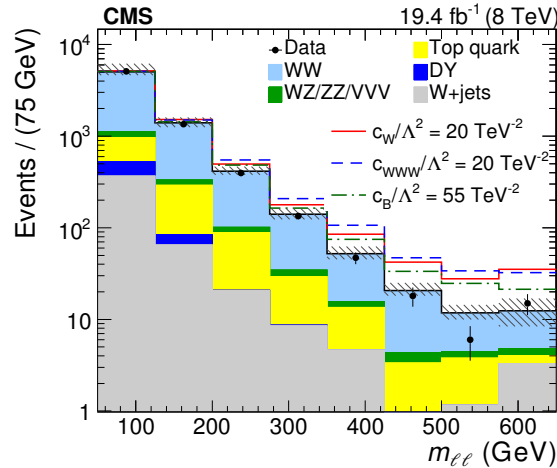


Figure 4: The $m_{\ell\ell}$ distribution with all SM backgrounds and $c_W/\Lambda^2 = 20 \text{ TeV}^{-2}$, $c_{WWW}/\Lambda^2 = 20 \text{ TeV}^{-2}$, and $c_B/\Lambda^2 = 55 \text{ TeV}^{-2}$. The events are selected requiring no reconstructed jets with $p_T > 30 \text{ GeV}$ and $|\eta| < 4.7$. The last bin includes all events with $m_{\ell\ell} > 575 \text{ GeV}$. The hatched area around the SM distribution is the total systematic uncertainty in each bin. The signal component is simulated with MADGRAPH and contains the $q\bar{q} \rightarrow W^+W^-$, the nonresonant $gg \rightarrow W^+W^-$, and the $gg \rightarrow H \rightarrow W^+W^-$ components.

Table 8: Measured c_{WWW}/Λ^2 , c_W/Λ^2 , and c_B/Λ^2 coupling constants and its corresponding 95% CL intervals. Results are compared to the world average values, as explained in the text.

| Coupling constant | This result (TeV^{-2}) | Its 95% CL interval (TeV^{-2}) | World average (TeV^{-2}) |
|---------------------|--------------------------------------|--|--|
| c_{WWW}/Λ^2 | $0.1^{+3.2}_{-3.2}$ | $[-5.7, 5.9]$ | -5.5 ± 4.8 (from λ_γ) |
| c_W/Λ^2 | $-3.6^{+5.0}_{-4.5}$ | $[-11.4, 5.4]$ | $-3.9^{+3.9}_{-4.8}$ (from g_1^Z) |
| c_B/Λ^2 | $-3.2^{+15.0}_{-14.5}$ | $[-29.2, 23.9]$ | $-1.7^{+13.6}_{-13.9}$ (from κ_γ and g_1^Z) |

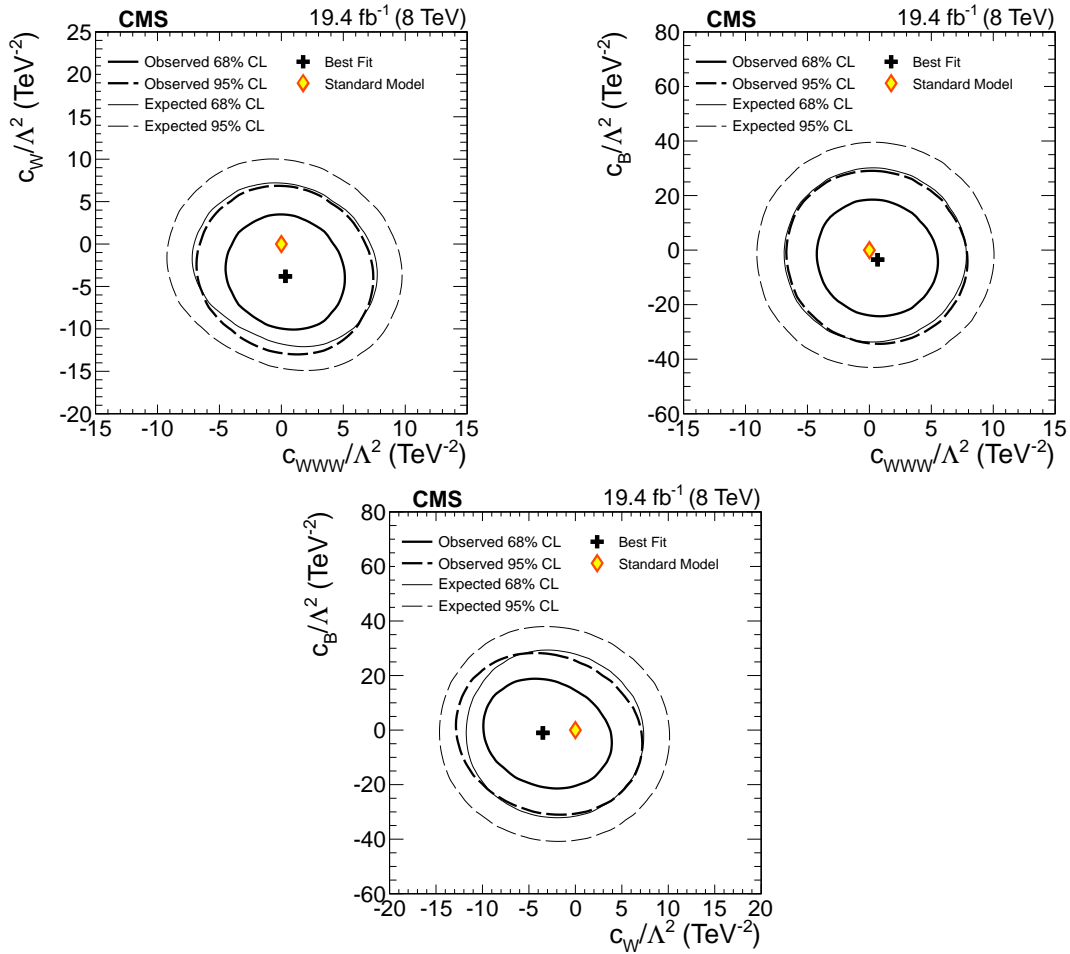


Figure 5: Two-dimensional observed (thick lines) and expected (thin lines) 68% and 95% CL contours. The contours are obtained from profile log-likelihood comparisons to data assuming two nonzero coupling constants: $c_{WWW}/\Lambda^2 \times c_W/\Lambda^2$, $c_{WWW}/\Lambda^2 \times c_B/\Lambda^2$, and $c_W/\Lambda^2 \times c_B/\Lambda^2$. The cross markers indicate the best-fit values, and the diamond markers indicate the SM ones.

Figure 5 shows the 2D likelihood profiles at 68% and 95% confidence levels (CL) for the three cases in which two coupling constants are allowed to vary. Using the templates prepared with a single non-zero coupling constant, we measure the values of c_{WWW}/Λ^2 , c_W/Λ^2 , and c_B/Λ^2 individually. The result of the 1D likelihood fit at 95% CL intervals are given in Table 8. No evidence for anomalous WWZ and WW γ triple gauge-boson couplings is found.

Our results are compared to the world average values expressed in terms of λ_γ , g_1^Z and κ_γ couplings. These world average values are driven by the LEP results [58, 59]. The conversion of the world average values from λ_γ , g_1^Z and κ_γ couplings to the EFT formalism is done using the results from Ref. [10] and ignoring correlations. These results represent an improvement in the measurement of c_{WWW}/Λ^2 .

10 Summary

This paper reports a measurement of the W^+W^- cross section in pp collisions at a center of mass energy of 8 TeV, using an integrated luminosity of $\mathcal{L} = 19.4 \pm 0.5 \text{ fb}^{-1}$. The measured W^+W^- cross section is $60.1 \pm 0.9 \text{ (stat)} \pm 3.2 \text{ (exp)} \pm 3.1 \text{ (theo)} \pm 1.6 \text{ (lumi)} \text{ pb} = 60.1 \pm 4.8 \text{ pb}$, consistent with the NNLO theoretical prediction $\sigma^{\text{NNLO}}(\text{pp} \rightarrow W^+W^-) = 59.8_{-1.1}^{+1.3} \text{ pb}$. We also report results on the normalized differential cross section measured as a function of kinematic variables of the final-state charged leptons and compared with several predictions from perturbative QCD calculations. Data and theory show a good agreement for the $m_{\ell\ell}$ and the $p_T^{\ell\ell}$ distributions within uncertainties, but the MC@NLO generator predicts a softer $p_T^{\ell\ell}$ spectrum compared with the data events. In case of the $p_{T,\text{max}}^\ell$ distribution, the MADGRAPH prediction shows an excess of events in the tail of the distribution compared to data, while POWHEG shows a reasonable agreement and MC@NLO shows a good agreement. We also observed differences in the shape of the $\Delta\phi_{\ell\ell}$ for the three generators compared to the data. No evidence for anomalous WWZ and WW γ triple gauge-boson couplings is found, and limits on their magnitudes are set. These new limits are comparable to the current world average, and represent an improvement in the measurement of the coupling constant c_{WWW}/Λ^2 .

Acknowledgments

We congratulate our colleagues in the CERN accelerator departments for the excellent performance of the LHC and thank the technical and administrative staffs at CERN and at other CMS institutes for their contributions to the success of the CMS effort. In addition, we gratefully acknowledge the computing centers and personnel of the Worldwide LHC Computing Grid for delivering so effectively the computing infrastructure essential to our analyses. Finally, we acknowledge the enduring support for the construction and operation of the LHC and the CMS detector provided by the following funding agencies: the Austrian Federal Ministry of Science, Research and Economy and the Austrian Science Fund; the Belgian Fonds de la Recherche Scientifique, and Fonds voor Wetenschappelijk Onderzoek; the Brazilian Funding Agencies (CNPq, CAPES, FAPERJ, and FAPESP); the Bulgarian Ministry of Education and Science; CERN; the Chinese Academy of Sciences, Ministry of Science and Technology, and National Natural Science Foundation of China; the Colombian Funding Agency (COLCIENCIAS); the Croatian Ministry of Science, Education and Sport, and the Croatian Science Foundation; the Research Promotion Foundation, Cyprus; the Ministry of Education and Research, Estonian Research Council via IUT23-4 and IUT23-6 and European Regional Development Fund, Estonia; the Academy of Finland, Finnish Ministry of Education and Culture, and Helsinki Institute of Physics; the Institut National de Physique Nucléaire et de Physique des Partic-

ules / CNRS, and Commissariat à l'Énergie Atomique et aux Énergies Alternatives / CEA, France; the Bundesministerium für Bildung und Forschung, Deutsche Forschungsgemeinschaft, and Helmholtz-Gemeinschaft Deutscher Forschungszentren, Germany; the General Secretariat for Research and Technology, Greece; the National Scientific Research Foundation, and National Innovation Office, Hungary; the Department of Atomic Energy and the Department of Science and Technology, India; the Institute for Studies in Theoretical Physics and Mathematics, Iran; the Science Foundation, Ireland; the Istituto Nazionale di Fisica Nucleare, Italy; the Ministry of Science, ICT and Future Planning, and National Research Foundation (NRF), Republic of Korea; the Lithuanian Academy of Sciences; the Ministry of Education, and University of Malaya (Malaysia); the Mexican Funding Agencies (CINVESTAV, CONACYT, SEP, and UASLP-FAI); the Ministry of Business, Innovation and Employment, New Zealand; the Pakistan Atomic Energy Commission; the Ministry of Science and Higher Education and the National Science Centre, Poland; the Fundação para a Ciência e a Tecnologia, Portugal; JINR, Dubna; the Ministry of Education and Science of the Russian Federation, the Federal Agency of Atomic Energy of the Russian Federation, Russian Academy of Sciences, and the Russian Foundation for Basic Research; the Ministry of Education, Science and Technological Development of Serbia; the Secretaría de Estado de Investigación, Desarrollo e Innovación and Programa Consolider-Ingenio 2010, Spain; the Swiss Funding Agencies (ETH Board, ETH Zurich, PSI, SNF, UniZH, Canton Zurich, and SER); the Ministry of Science and Technology, Taipei; the Thailand Center of Excellence in Physics, the Institute for the Promotion of Teaching Science and Technology of Thailand, Special Task Force for Activating Research and the National Science and Technology Development Agency of Thailand; the Scientific and Technical Research Council of Turkey, and Turkish Atomic Energy Authority; the National Academy of Sciences of Ukraine, and State Fund for Fundamental Researches, Ukraine; the Science and Technology Facilities Council, UK; the US Department of Energy, and the US National Science Foundation.

Individuals have received support from the Marie-Curie program and the European Research Council and EPLANET (European Union); the Leventis Foundation; the A. P. Sloan Foundation; the Alexander von Humboldt Foundation; the Belgian Federal Science Policy Office; the Fonds pour la Formation à la Recherche dans l'Industrie et dans l'Agriculture (FRIA-Belgium); the Agentschap voor Innovatie door Wetenschap en Technologie (IWT-Belgium); the Ministry of Education, Youth and Sports (MEYS) of the Czech Republic; the Council of Science and Industrial Research, India; the HOMING PLUS program of the Foundation for Polish Science, cofinanced from European Union, Regional Development Fund; the Compagnia di San Paolo (Torino); the Consorzio per la Fisica (Trieste); MIUR project 20108T4XTM (Italy); the Thalís and Aristeia programs cofinanced by EU-ESF and the Greek NSRF; the National Priorities Research Program by Qatar National Research Fund; the Rachadapisek Sompot Fund for Postdoctoral Fellowship, Chulalongkorn University (Thailand); and the Welch Foundation.

References

- [1] J. M. Campbell, R. K. Ellis, and C. Williams, "Vector boson pair production at the LHC", *JHEP* **07** (2011) 018, doi:10.1007/JHEP07(2011)018, arXiv:1105.0020.
- [2] CMS Collaboration, " W^+W^- cross section in pp at $\sqrt{s} = 7$ TeV and limits on anomalous couplings", *Eur. Phys. J. C* **73** (2013) 2610, doi:10.1140/epjc/s10052-013-2610-8.
- [3] ATLAS Collaboration, "Measurement of the W^+W^- cross section in $\sqrt{s} = 7$ TeV pp collisions with the ATLAS detector and limits on anomalous gauge couplings", *Phys.*

- Lett. B* **712** (2012) 289, doi:10.1016/j.physletb.2012.05.003, arXiv:1203.6232.
- [4] CMS Collaboration, “Measurement of the W^+W^- and ZZ production cross sections in pp collisions at $\sqrt{s} = 8$ TeV”, *Phys. Lett. B* **721** (2013) 190, doi:10.1016/j.physletb.2013.03.027.
- [5] CDF Collaboration, “Measurement of the production and differential cross sections of W^+W^- bosons in association with jets in $p\bar{p}$ collisions at $\sqrt{s} = 1.96$ TeV”, (2015). arXiv:1505.00801.
- [6] T. Gehrmann, M. Grazzini, S. Kallweit, P. Maierhöfer, A. von Manteuffel, S. Pozzorini, D. Rathlev, and L. Tancredi, “ W^+W^- production at hadron colliders in NNLO QCD”, *Phys. Rev. Lett.* **113** (2014) 212001, doi:10.1103/PhysRevLett.113.212001, arXiv:1408.5243.
- [7] S. Heinemeyer et al., “Handbook of LHC Higgs cross sections: 3. Higgs properties”, CERN Report CERN-2013-004, 2013. doi:10.5170/CERN-2013-004, arXiv:1307.1347.
- [8] P. Meade, H. Ramani, and M. Zeng, “Transverse momentum resummation effects in W^+W^- measurements”, *Phys. Rev. D* **90** (2014) 114006, doi:10.1103/PhysRevD.90.114006, arXiv:1407.4481.
- [9] P. Jaiswal, and T. Okui, “Explanation of the WW excess at the LHC by jet-veto resummation”, *Phys. Rev. D* **90** (2014) 073009, doi:10.1103/PhysRevD.90.073009, arXiv:1407.4537.
- [10] C. Degrande et al., “Effective field theory: a modern approach to anomalous couplings”, *Annals Phys.* **335** (2013) 21, doi:10.1016/j.aop.2013.04.016, arXiv:1205.4231.
- [11] CMS Collaboration, “The CMS experiment at the CERN LHC”, *JINST* **3** (2008) S08004, doi:10.1088/1748-0221/3/08/S08004.
- [12] CMS Collaboration, “CMS luminosity based on pixel cluster counting - summer 2013 update”, CMS Physics Analysis Summary CMS-PAS-LUM-13-001, 2013.
- [13] CMS Collaboration, “Measurements of inclusive W and Z cross sections in pp collisions at $\sqrt{s} = 7$ TeV”, *JHEP* **01** (2011) 080, doi:10.1007/JHEP01(2011)080, arXiv:1012.2466.
- [14] GEANT4 Collaboration, “GEANT4 — a simulation toolkit”, *Nucl. Instrum. Meth. A* **506** (2003) 250, doi:10.1016/S0168-9002(03)01368-8.
- [15] S. Frixione, P. Nason, and C. Oleari, “Matching NLO QCD computations with parton shower simulations: the POWHEG method”, *JHEP* **11** (2007) 070, doi:10.1088/1126-6708/2007/11/070, arXiv:hep-ph/0709.2092.
- [16] P. Nason, “A New method for combining NLO QCD with shower Monte Carlo algorithms”, *JHEP* **11** (2004) 040, doi:10.1088/1126-6708/2004/11/040, arXiv:hep-ph/0409146.
- [17] S. Alioli, P. Nason, C. Oleari, and E. Re, “A general framework for implementing NLO calculations in shower Monte Carlo programs: the POWHEG BOX”, *JHEP* **06** (2010) 043, doi:10.1007/JHEP06(2010)043, arXiv:hep-ph/1002.2581.

- [18] T. Melia, P. Nason, R. Rontsch, and G. Zanderighi, “ W^+W^- , WZ and ZZ production in the POWHEG BOX”, *JHEP* **11** (2011) 078, doi:10.1007/JHEP11(2011)078, arXiv:hep-ph/1107.5051.
- [19] P. Nason and G. Zanderighi, “ W^+W^- , WZ and ZZ production in the POWHEG BOX V2”, *Eur. Phys. J. C* **74** (2014) 2702, doi:10.1140/epjc/s10052-013-2702-5, arXiv:hep-ph/1311.1365.
- [20] J. Alwall et al., “MadGraph 5: going beyond”, *JHEP* **06** (2011) 128, doi:10.1007/JHEP06(2011)128, arXiv:1106.0522.
- [21] S. Frixione and B. R. Webber, “Matching NLO QCD computations and parton showers simulations”, *JHEP* **06** (2002) 029, doi:10.1088/1126-6708/2002/06/029, arXiv:hep-ph/0204244.
- [22] T. Binoth, M. Ciccolini, N. Kauer, and M. Krämer, “Gluon-induced W-boson pair production at the LHC”, *JHEP* **12** (2006) 046, doi:10.1088/1126-6708/2006/12/046, arXiv:hep-ph/0611170.
- [23] LHC Higgs Cross Section Working Group, S. Dittmaier, C. Mariotti, G. Passarino, R. Tanaka (Eds.), “Handbook of LHC Higgs Cross Sections: Inclusive Observables”, CERN Report CERN-2011-002, 2011. arXiv:1101.0593.
- [24] T. Sjöstrand, S. Mrenna, and P. Skands, “PYTHIA 6.4 physics and manual”, *JHEP* **05** (2006) 026, doi:10.1088/1126-6708/2006/05/026, arXiv:hep-ph/0603175.
- [25] H.-L. Lai et al., “Uncertainty induced by QCD coupling in the CTEQ global analysis of parton distributions”, *Phys. Rev. D* **82** (2010) 054021, doi:10.1103/PhysRevD.82.054021, arXiv:1004.4624.
- [26] H.-L. Lai et al., “New parton distributions for collider physics”, *Phys. Rev. D* **82** (2010) 074024, doi:10.1103/PhysRevD.82.074024, arXiv:1007.2241.
- [27] G. Corcella et al., “HERWIG 6: an event generator for hadron emission reactions with interfering gluons (including supersymmetric processes)”, *JHEP* **01** (2001) 010, doi:10.1088/1126-6708/2001/01/010, arXiv:hep-ph/0011363.
- [28] S. Jadach, J. H. Kuhn, and Z. Wąs, “TAUOLA — a library of Monte Carlo programs to simulate decays of polarized tau leptons”, *Comp. Phys. Commun.* **64** (1991) 275, doi:10.1016/0010-4655(91)90038-M.
- [29] D. de Florian, G. Ferrera, M. Grazzini, and D. Tommasini, “Transverse-momentum resummation: Higgs boson production at the Tevatron and the LHC”, *JHEP* **11** (2011) 064, doi:10.1007/JHEP11(2011)064, arXiv:1109.2109.
- [30] CMS Collaboration, “Particle-flow event reconstruction in CMS and performance for jets, taus, and E_T^{miss} ”, CMS Physics Analysis Summary CMS-PAS-PFT-09-001, 2009.
- [31] CMS Collaboration, “Commissioning of the particle-flow event reconstruction with the first LHC collisions recorded in the CMS detector”, CMS Physics Analysis Summary CMS-PAS-PFT-10-001, 2010.
- [32] H. Voss, A. Höcker, J. Stelzer, and F. Tegenfeldt, “TMVA, the Toolkit for Multivariate Data Analysis with ROOT”, in *XIth International Workshop on Advanced Computing and Analysis Techniques in Physics Research (ACAT)*, p. 40. 2007. arXiv:physics/0703039.

- [33] CMS Collaboration, “Performance of electron reconstruction and selection with the CMS detector in proton-proton collisions at $\sqrt{s} = 8$ TeV”, *JINST* **10** (2015) P06005, doi:10.1088/1748-0221/10/06/P06005, arXiv:1502.02701.
- [34] CMS Collaboration, “Performance of CMS muon reconstruction in pp collision events at $\sqrt{s} = 7$ TeV”, *J. Instrum.* **7** (2012) P10002, doi:10.1088/1748-0221/7/10/P10002.
- [35] M. Cacciari and G. P. Salam, “Pileup subtraction using jet areas”, *Phys. Lett. B* **659** (2008) 119, doi:10.1016/j.physletb.2007.09.077, arXiv:0707.1378.
- [36] CMS Collaboration, “Measurement of Higgs boson production and properties in the WW decay channel with leptonic final states”, *J. High Energy Phys.* **01** (2014) 096, doi:10.1007/JHEP01(2014)096.
- [37] M. Cacciari, G. P. Salam, and G. Soyez, “The anti- k_t jet clustering algorithm”, *JHEP* **04** (2008) 063, doi:10.1088/1126-6708/2008/04/063, arXiv:0802.1189.
- [38] M. Cacciari, G. P. Salam, and G. Soyez, “FastJet user manual”, *Eur. Phys. J. C* **72** (2012) 1896, doi:10.1140/epjc/s10052-012-1896-2, arXiv:hep-ph/1111.6097.
- [39] M. Cacciari and G. P. Salam, “Dispelling the N^3 myth for the k_t jet-finder”, *Phys. Lett. B* **641** (2006) 57, doi:10.1016/j.physletb.2006.08.037, arXiv:hep-ph/0512210.
- [40] CMS Collaboration, “Pileup jet identification”, CMS Physics Analysis Summary CMS-PAS-JME-13-005, 2013.
- [41] CMS Collaboration, “Determination of jet energy calibration and transverse momentum resolution in CMS”, *JINST* **6** (2011) P11002, doi:10.1088/1748-0221/6/11/P11002, arXiv:1107.4277.
- [42] CMS Collaboration, “Identification of b-quark jets with the CMS experiment”, *JINST* **8** (2012) P04013, doi:10.1088/1748-0221/8/04/P04013, arXiv:1211.4462.
- [43] CMS Collaboration, “Evidence for the 125 GeV Higgs boson decaying to a pair of τ leptons”, *J. High Energy Phys.* **05** (2014) 104, doi:10.1007/JHEP05(2014)104.
- [44] R. C. Gray et al., “Backgrounds to Higgs boson searches from asymmetric internal conversion”, (2011). arXiv:1110.1368.
- [45] M. Botje et al., “The PDF4LHC working group interim recommendations”, (2011). arXiv:1101.0538.
- [46] S. Alekhin et al., “The PDF4LHC Working Group Interim Report”, (2011). arXiv:1101.0536.
- [47] A. D. Martin, W. J. Stirling, R. S. Thorn, and G. Watt, “Parton distributions for the LHC”, *Eur. Phys. J. C* **63** (2009) 189, doi:10.1140/epjc/s10052-009-1072-5, arXiv:0901.0002.
- [48] NNPDF Collaboration, “Impact of heavy quark masses on parton distributions and LHC phenomenology”, *Nucl. Phys. B* **849** (2011) 296, doi:10.1016/j.nuclphysb.2011.03.021, arXiv:1101.1300.
- [49] Particle Data Group, “The review of particle physics”, *Chin. Phys. C* **38** (2014) 090001, doi:10.1088/1674-1137/38/9/090001.

- [50] ATLAS and CMS Collaborations, LHC Higgs Combination Group, "Procedure for the LHC Higgs boson search combination in Summer 2011", Technical Report ATL-PHYS-PUB 2011-11, CMS NOTE 2011/005, 2011.
- [51] A. L. Read, "Presentation of search results: the CLs technique", *J. Phys. G* **28** (2002) 2693, doi:10.1088/0954-3899/28/10/313.
- [52] T. Junk, "Confidence level computation for combining searches with small statistics", *Nucl. Instrum. Meth. A* **434** (1999) 435, doi:10.1016/S0168-9002(99)00498-2.
- [53] T. Auye, "Unfolding algorithms and tests using RooUnfold", (2011).
arXiv:1105.1160v1.
- [54] A. Hoecker and V. Kartvelishvili, "SVD approach to data unfolding", *Nucl. Instrum. Meth. A* **372** (1996) 469, doi:10.1016/0168-9002(95)01478-0,
arXiv:hep-ph/9509307.
- [55] G. D'Agostini, "A multidimensional unfolding method based on Bayes' theorem", *Nucl. Instrum. Meth. A* **362** (1995) 487, doi:10.106/0168-9002(95)00274-X.
- [56] K. Hagiwara, S. Ishihara, R. Szalapski, and D. Zeppenfeld, "Low energy effects of new interactions in the electroweak boson sector", *Phys. Rev. D* **48** (1993) 2182,
doi:10.1103/PhysRevD.48.2182.
- [57] F. Caravaglios, M. L. Mangano, M. Moretti, and R. Pittau, "A new approach to multi-jet calculations in hadron collisions", *Nucl. Phys. B* **539** (1999) 215,
doi:10.1016/S0550-3213(98)00739-1, arXiv:hep-ph/9807570.
- [58] K. Hagiwara, R. D. Peccei, and D. Zeppenfeld, "Probing the weak boson sector in $e^+e^- \rightarrow W^+W^-$ ", *Nucl. Phys. B* **282** (1987) 253,
doi:10.1016/0550-3213(87)90685-7.
- [59] K. Hagiwara, J. Woodside, and D. Zeppenfeld, "Measuring the WWZ coupling at the Tevatron", *Phys. Rev. D* **41** (1990) 2113, doi:10.1103/PhysRevD.41.2113.

A The CMS Collaboration

Yerevan Physics Institute, Yerevan, Armenia

V. Khachatryan, A.M. Sirunyan, A. Tumasyan

Institut für Hochenergiephysik der OeAW, Wien, Austria

W. Adam, E. Asilar, T. Bergauer, J. Brandstetter, E. Brondolin, M. Dragicevic, J. Erö, M. Flechl, M. Friedl, R. Frühwirth¹, V.M. Ghete, C. Hartl, N. Hörmann, J. Hrubec, M. Jeitler¹, V. Knünz, A. König, M. Krammer¹, I. Krätschmer, D. Liko, T. Matsushita, I. Mikulec, D. Rabady², B. Rahbaran, H. Rohringer, J. Schieck¹, R. Schöfbeck, J. Strauss, W. Treberer-Treberspurg, W. Waltenberger, C.-E. Wulz¹

National Centre for Particle and High Energy Physics, Minsk, Belarus

V. Mossolov, N. Shumeiko, J. Suarez Gonzalez

Universiteit Antwerpen, Antwerpen, Belgium

S. Alderweireldt, T. Cornelis, E.A. De Wolf, X. Janssen, A. Knutsson, J. Lauwers, S. Luyckx, S. Ochesanu, R. Rougny, M. Van De Klundert, H. Van Haevermaet, P. Van Mechelen, N. Van Remortel, A. Van Spilbeeck

Vrije Universiteit Brussel, Brussel, Belgium

S. Abu Zeid, F. Blekman, J. D'Hondt, N. Daci, I. De Bruyn, K. Deroover, N. Heracleous, J. Keaveney, S. Lowette, L. Moreels, A. Olbrechts, Q. Python, D. Strom, S. Tavernier, W. Van Doninck, P. Van Mulders, G.P. Van Onsem, I. Van Parijs

Université Libre de Bruxelles, Bruxelles, Belgium

P. Barria, C. Caillol, B. Clerboux, G. De Lentdecker, H. Delannoy, G. Fasanella, L. Favart, A.P.R. Gay, A. Grebenyuk, T. Lenzi, A. Léonard, T. Maerschalk, A. Marinov, L. Perniè, A. Randle-conde, T. Reis, T. Seva, C. Vander Velde, P. Vanlaer, R. Yonamine, F. Zenoni, F. Zhang³

Ghent University, Ghent, Belgium

K. Beernaert, L. Benucci, A. Cimmino, S. Crucy, D. Dobur, A. Fagot, G. Garcia, M. Gul, J. Mccartin, A.A. Ocampo Rios, D. Poyraz, D. Ryckbosch, S. Salva, M. Sigamani, N. Strobbe, M. Tytgat, W. Van Driessche, E. Yazgan, N. Zaganidis

Université Catholique de Louvain, Louvain-la-Neuve, Belgium

S. Basegmez, C. Beluffi⁴, O. Bondu, S. Brochet, G. Bruno, R. Castello, A. Caudron, L. Ceard, G.G. Da Silveira, C. Delaere, D. Favart, L. Forthomme, A. Giammanco⁵, J. Hollar, A. Jafari, P. Jez, M. Komm, V. Lemaitre, A. Mertens, C. Nuttens, L. Perrini, A. Pin, K. Piotrkowski, A. Popov⁶, L. Quertenmont, M. Selvaggi, M. Vidal Marono

Université de Mons, Mons, Belgium

N. Beliy, G.H. Hammad

Centro Brasileiro de Pesquisas Fisicas, Rio de Janeiro, Brazil

W.L. Aldá Júnior, G.A. Alves, L. Brito, M. Correa Martins Junior, C. Hensel, C. Mora Herrera, A. Moraes, M.E. Pol, P. Rebello Teles

Universidade do Estado do Rio de Janeiro, Rio de Janeiro, Brazil

E. Belchior Batista Das Chagas, W. Carvalho, J. Chinellato⁷, A. Custódio, E.M. Da Costa, D. De Jesus Damiao, C. De Oliveira Martins, S. Fonseca De Souza, L.M. Huertas Guativa, H. Malbouisson, D. Matos Figueiredo, L. Mundim, H. Nogima, W.L. Prado Da Silva, A. Santoro, A. Sznajder, E.J. Tonelli Manganote⁷, A. Vilela Pereira

Universidade Estadual Paulista ^a, Universidade Federal do ABC ^b, São Paulo, Brazil

S. Ahuja^a, C.A. Bernardes^b, A. De Souza Santos^b, S. Dogra^a, T.R. Fernandez Perez Tomei^a, E.M. Gregores^b, P.G. Mercadante^b, C.S. Moon^{a,8}, S.F. Novaes^a, Sandra S. Padula^a, D. Romero Abad, J.C. Ruiz Vargas

Institute for Nuclear Research and Nuclear Energy, Sofia, Bulgaria

A. Aleksandrov, V. Genchev[†], R. Hadjiiska, P. Iaydjiev, S. Piperov, M. Rodozov, S. Stoykova, G. Sultanov, M. Vutova

University of Sofia, Sofia, Bulgaria

A. Dimitrov, I. Glushkov, L. Litov, B. Pavlov, P. Petkov

Institute of High Energy Physics, Beijing, China

M. Ahmad, J.G. Bian, G.M. Chen, H.S. Chen, M. Chen, T. Cheng, R. Du, C.H. Jiang, R. Plestina⁹, F. Romeo, S.M. Shaheen, J. Tao, C. Wang, Z. Wang, H. Zhang

State Key Laboratory of Nuclear Physics and Technology, Peking University, Beijing, China

C. Asawatrangkuldee, Y. Ban, Q. Li, S. Liu, Y. Mao, S.J. Qian, D. Wang, Z. Xu, W. Zou

Universidad de Los Andes, Bogota, Colombia

C. Avila, A. Cabrera, L.F. Chaparro Sierra, C. Florez, J.P. Gomez, B. Gomez Moreno, J.C. Sanabria

University of Split, Faculty of Electrical Engineering, Mechanical Engineering and Naval Architecture, Split, Croatia

N. Godinovic, D. Lelas, D. Polic, I. Puljak, P.M. Ribeiro Cipriano

University of Split, Faculty of Science, Split, Croatia

Z. Antunovic, M. Kovac

Institute Rudjer Boskovic, Zagreb, Croatia

V. Brigljevic, K. Kadija, J. Luetic, S. Micanovic, L. Sudic

University of Cyprus, Nicosia, Cyprus

A. Attikis, G. Mavromanolakis, J. Mousa, C. Nicolaou, F. Ptochos, P.A. Razis, H. Rykaczewski

Charles University, Prague, Czech Republic

M. Bodlak, M. Finger¹⁰, M. Finger Jr.¹⁰

Academy of Scientific Research and Technology of the Arab Republic of Egypt, Egyptian Network of High Energy Physics, Cairo, Egypt

A.A. Abdelalim¹¹, A. Awad^{12,13}, A. Mahrous¹⁴, A. Radi^{13,12}

National Institute of Chemical Physics and Biophysics, Tallinn, Estonia

B. Calpas, M. Kadastik, M. Murumaa, M. Raidal, A. Tiko, C. Veelken

Department of Physics, University of Helsinki, Helsinki, Finland

P. Eerola, J. Pekkanen, M. Voutilainen

Helsinki Institute of Physics, Helsinki, Finland

J. Härkönen, V. Karimäki, R. Kinnunen, T. Lampén, K. Lassila-Perini, S. Lehti, T. Lindén, P. Luukka, T. Mäenpää, T. Peltola, E. Tuominen, J. Tuominiemi, E. Tuovinen, L. Wendland

Lappeenranta University of Technology, Lappeenranta, Finland

J. Talvitie, T. Tuuva

DSM/IRFU, CEA/Saclay, Gif-sur-Yvette, France

M. Besancon, F. Couderc, M. Dejardin, D. Denegri, B. Fabbro, J.L. Faure, C. Favaro, F. Ferri, S. Ganjour, A. Givernaud, P. Gras, G. Hamel de Monchenault, P. Jarry, E. Locci, M. Machet, J. Malcles, J. Rander, A. Rosowsky, M. Titov, A. Zghiche

Laboratoire Leprince-Ringuet, Ecole Polytechnique, IN2P3-CNRS, Palaiseau, France

I. Antropov, S. Baffioni, F. Beaudette, P. Busson, L. Cadamuro, E. Chapon, C. Charlot, T. Dahms, O. Davignon, N. Filipovic, A. Florent, R. Granier de Cassagnac, S. Lisniak, L. Mastrolorenzo, P. Miné, I.N. Naranjo, M. Nguyen, C. Ochando, G. Ortona, P. Paganini, S. Regnard, R. Salerno, J.B. Sauvan, Y. Sirois, T. Strebler, Y. Yilmaz, A. Zabi

Institut Pluridisciplinaire Hubert Curien, Université de Strasbourg, Université de Haute Alsace Mulhouse, CNRS/IN2P3, Strasbourg, France

J.-L. Agram¹⁵, J. Andrea, A. Aubin, D. Bloch, J.-M. Brom, M. Buttignol, E.C. Chabert, N. Chanon, C. Collard, E. Conte¹⁵, X. Coubez, J.-C. Fontaine¹⁵, D. Gelé, U. Goerlach, C. Goetzmann, A.-C. Le Bihan, J.A. Merlin², K. Skovpen, P. Van Hove

Centre de Calcul de l'Institut National de Physique Nucleaire et de Physique des Particules, CNRS/IN2P3, Villeurbanne, France

S. Gadrat

Université de Lyon, Université Claude Bernard Lyon 1, CNRS-IN2P3, Institut de Physique Nucléaire de Lyon, Villeurbanne, France

S. Beauceron, C. Bernet, G. Boudoul, E. Bouvier, C.A. Carrillo Montoya, J. Chasserat, R. Chierici, D. Contardo, B. Courbon, P. Depasse, H. El Mamouni, J. Fan, J. Fay, S. Gascon, M. Gouzevitch, B. Ille, F. Lagarde, I.B. Laktineh, M. Lethuillier, L. Mirabito, A.L. Pequegnot, S. Perries, J.D. Ruiz Alvarez, D. Sabes, L. Sgandurra, V. Sordini, M. Vander Donckt, P. Verdier, S. Viret, H. Xiao

Georgian Technical University, Tbilisi, Georgia

T. Toriashvili¹⁶

Tbilisi State University, Tbilisi, Georgia

D. Lomidze

RWTH Aachen University, I. Physikalisches Institut, Aachen, Germany

C. Autermann, S. Beranek, M. Edelhoff, L. Feld, A. Heister, M.K. Kiesel, K. Klein, M. Lipinski, A. Ostapchuk, M. Preuten, F. Raupach, S. Schael, J.F. Schulte, T. Verlage, H. Weber, B. Wittmer, V. Zhukov⁶

RWTH Aachen University, III. Physikalisches Institut A, Aachen, Germany

M. Ata, M. Brodski, E. Dietz-Laursonn, D. Duchardt, M. Endres, M. Erdmann, S. Erdweg, T. Esch, R. Fischer, A. Güth, T. Hebbeker, C. Heidemann, K. Hoepfner, D. Klingebiel, S. Knutzen, P. Kreuzer, M. Merschmeyer, A. Meyer, P. Millet, M. Olschewski, K. Padeken, P. Papacz, T. Pook, M. Radziej, H. Reithler, M. Rieger, F. Scheuch, L. Sonnenschein, D. Teyssier, S. Thüer

RWTH Aachen University, III. Physikalisches Institut B, Aachen, Germany

V. Cherepanov, Y. Erdogan, G. Flügge, H. Geenen, M. Geisler, F. Hoehle, B. Kargoll, T. Kress, Y. Kuessel, A. Künsken, J. Lingemann², A. Nehr Korn, A. Nowack, I.M. Nugent, C. Pistone, O. Pooth, A. Stahl

Deutsches Elektronen-Synchrotron, Hamburg, Germany

M. Aldaya Martin, I. Asin, N. Bartosik, O. Behnke, U. Behrens, A.J. Bell, K. Borras, A. Burgmeier, A. Cakir, L. Calligaris, A. Campbell, S. Choudhury, F. Costanza, C. Diez

Pardos, G. Dolinska, S. Dooling, T. Dorland, G. Eckerlin, D. Eckstein, T. Eichhorn, G. Flucke, E. Gallo, J. Garay Garcia, A. Geiser, A. Gizhko, P. Gunnellini, J. Hauk, M. Hempel¹⁷, H. Jung, A. Kalogeropoulos, O. Karacheban¹⁷, M. Kasemann, P. Katsas, J. Kieseler, C. Kleinwort, I. Korol, W. Lange, J. Leonard, K. Lipka, A. Lobanov, W. Lohmann¹⁷, R. Mankel, I. Marfin¹⁷, I.-A. Melzer-Pellmann, A.B. Meyer, G. Mittag, J. Mnich, A. Mussgiller, S. Naumann-Emme, A. Nayak, E. Ntomari, H. Perrey, D. Pitzl, R. Placakyte, A. Raspereza, B. Roland, M.Ö. Sahin, P. Saxena, T. Schoerner-Sadenius, M. Schröder, C. Seitz, S. Spannagel, K.D. Trippkewitz, C. Wissing

University of Hamburg, Hamburg, Germany

V. Blobel, M. Centis Vignali, A.R. Draeger, J. Erfle, E. Garutti, K. Goebel, D. Gonzalez, M. Görner, J. Haller, M. Hoffmann, R.S. Höing, A. Junkes, R. Klanner, R. Kogler, T. Lapsien, T. Lenz, I. Marchesini, D. Marconi, D. Nowatschin, J. Ott, F. Pantaleo², T. Peiffer, A. Perieanu, N. Pietsch, J. Poehlsen, D. Rathjens, C. Sander, H. Schettler, P. Schleper, E. Schlieckau, A. Schmidt, J. Schwandt, M. Seidel, V. Sola, H. Stadie, G. Steinbrück, H. Tholen, D. Troendle, E. Usai, L. Vaneldereren, A. Vanhoefer

Institut für Experimentelle Kernphysik, Karlsruhe, Germany

M. Akbiyik, C. Barth, C. Baus, J. Berger, C. Böser, E. Butz, T. Chwalek, F. Colombo, W. De Boer, A. Descroix, A. Dierlamm, S. Fink, F. Frensch, M. Giffels, A. Gilbert, F. Hartmann², S.M. Heindl, U. Husemann, F. Kassel², I. Katkov⁶, A. Kornmayer², P. Lobelle Pardo, B. Maier, H. Mildner, M.U. Mozer, T. Müller, Th. Müller, M. Plagge, G. Quast, K. Rabbertz, S. Röcker, F. Roscher, H.J. Simonis, F.M. Stober, R. Ulrich, J. Wagner-Kuhr, S. Wayand, M. Weber, T. Weiler, C. Wöhrmann, R. Wolf

Institute of Nuclear and Particle Physics (INPP), NCSR Demokritos, Aghia Paraskevi, Greece

G. Anagnostou, G. Daskalakis, T. Gerasis, V.A. Giakoumopoulou, A. Kyriakis, D. Loukas, A. Psallidas, I. Topsis-Giotis

University of Athens, Athens, Greece

A. Agapitos, S. Kesisoglou, A. Panagiotou, N. Saoulidou, E. Tziaferi

University of Ioánnina, Ioánnina, Greece

I. Evangelou, G. Flouris, C. Foudas, P. Kokkas, N. Loukas, N. Manthos, I. Papadopoulos, E. Paradas, J. Strologas

Wigner Research Centre for Physics, Budapest, Hungary

G. Bencze, C. Hajdu, A. Hazi, P. Hidas, D. Horvath¹⁸, F. Sikler, V. Veszpremi, G. Vesztergombi¹⁹, A.J. Zsigmond

Institute of Nuclear Research ATOMKI, Debrecen, Hungary

N. Beni, S. Czellar, J. Karancsi²⁰, J. Molnar, Z. Szillasi

University of Debrecen, Debrecen, Hungary

M. Bartók²¹, A. Makovec, P. Raics, Z.L. Trocsanyi, B. Ujvari

National Institute of Science Education and Research, Bhubaneswar, India

P. Mal, K. Mandal, N. Sahoo, S.K. Swain

Panjab University, Chandigarh, India

S. Bansal, S.B. Beri, V. Bhatnagar, R. Chawla, R. Gupta, U. Bhawandeep, A.K. Kalsi, A. Kaur, M. Kaur, R. Kumar, A. Mehta, M. Mittal, N. Nishu, J.B. Singh, G. Walia

University of Delhi, Delhi, India

Ashok Kumar, Arun Kumar, A. Bhardwaj, B.C. Choudhary, R.B. Garg, A. Kumar, S. Malhotra, M. Naimuddin, K. Ranjan, R. Sharma, V. Sharma

Saha Institute of Nuclear Physics, Kolkata, India

S. Banerjee, S. Bhattacharya, K. Chatterjee, S. Dey, S. Dutta, Sa. Jain, N. Majumdar, A. Modak, K. Mondal, S. Mukherjee, S. Mukhopadhyay, A. Roy, D. Roy, S. Roy Chowdhury, S. Sarkar, M. Sharan

Bhabha Atomic Research Centre, Mumbai, India

A. Abdulsalam, R. Chudasama, D. Dutta, V. Jha, V. Kumar, A.K. Mohanty², L.M. Pant, P. Shukla, A. Topkar

Tata Institute of Fundamental Research, Mumbai, India

T. Aziz, S. Banerjee, S. Bhowmik²², R.M. Chatterjee, R.K. Dewanjee, S. Dugad, S. Ganguly, S. Ghosh, M. Guchait, A. Gurtu²³, G. Kole, S. Kumar, B. Mahakud, M. Maity²², G. Majumder, K. Mazumdar, S. Mitra, G.B. Mohanty, B. Parida, T. Sarkar²², K. Sudhakar, N. Sur, B. Sutar, N. Wickramage²⁴

Indian Institute of Science Education and Research (IISER), Pune, India

S. Chauhan, S. Dube, S. Sharma

Institute for Research in Fundamental Sciences (IPM), Tehran, Iran

H. Bakhshiansohi, H. Behnamian, S.M. Etesami²⁵, A. Fahim²⁶, R. Goldouzian, M. Khakzad, M. Mohammadi Najafabadi, M. Naseri, S. Paktinat Mehdiabadi, F. Rezaei Hosseinabadi, B. Safarzadeh²⁷, M. Zeinali

University College Dublin, Dublin, Ireland

M. Felcini, M. Grunewald

INFN Sezione di Bari ^a, Università di Bari ^b, Politecnico di Bari ^c, Bari, Italy

M. Abbrescia^{a,b}, C. Calabria^{a,b}, C. Caputo^{a,b}, S.S. Chhibra^{a,b}, A. Colaleo^a, D. Creanza^{a,c}, L. Cristella^{a,b}, N. De Filippis^{a,c}, M. De Palma^{a,b}, L. Fiore^a, G. Iaselli^{a,c}, G. Maggi^{a,c}, M. Maggi^a, G. Miniello^{a,b}, S. My^{a,c}, S. Nuzzo^{a,b}, A. Pompili^{a,b}, G. Pugliese^{a,c}, R. Radogna^{a,b}, A. Ranieri^a, G. Selvaggi^{a,b}, L. Silvestris^{a,2}, R. Venditti^{a,b}, P. Verwilligen^a

INFN Sezione di Bologna ^a, Università di Bologna ^b, Bologna, Italy

G. Abbiendi^a, C. Battilana², A.C. Benvenuti^a, D. Bonacorsi^{a,b}, S. Braibant-Giacomelli^{a,b}, L. Brigliadori^{a,b}, R. Campanini^{a,b}, P. Capiluppi^{a,b}, A. Castro^{a,b}, F.R. Cavallo^a, G. Codispoti^{a,b}, M. Cuffiani^{a,b}, G.M. Dallavalle^a, F. Fabbri^a, A. Fanfani^{a,b}, D. Fasanella^{a,b}, P. Giacomelli^a, C. Grandi^a, L. Guiducci^{a,b}, S. Marcellini^a, G. Masetti^a, A. Montanari^a, F.L. Navarria^{a,b}, A. Perrotta^a, A.M. Rossi^{a,b}, T. Rovelli^{a,b}, G.P. Siroli^{a,b}, N. Tosi^{a,b}, R. Travaglini^{a,b}

INFN Sezione di Catania ^a, Università di Catania ^b, CSFNSM ^c, Catania, Italy

G. Cappello^a, M. Chiorboli^{a,b}, S. Costa^{a,b}, F. Giordano^a, R. Potenza^{a,b}, A. Tricomi^{a,b}, C. Tuve^{a,b}

INFN Sezione di Firenze ^a, Università di Firenze ^b, Firenze, Italy

G. Barbagli^a, V. Ciulli^{a,b}, C. Civinini^a, R. D'Alessandro^{a,b}, E. Focardi^{a,b}, S. Gonzi^{a,b}, V. Gori^{a,b}, P. Lenzi^{a,b}, M. Meschini^a, S. Paoletti^a, G. Sguazzoni^a, A. Tropiano^{a,b}, L. Viliani^{a,b}

INFN Laboratori Nazionali di Frascati, Frascati, Italy

L. Benussi, S. Bianco, F. Fabbri, D. Piccolo

INFN Sezione di Genova ^a, Università di Genova ^b, Genova, Italy

V. Calvelli^{a,b}, F. Ferro^a, M. Lo Vetere^{a,b}, M.R. Monge^{a,b}, E. Robutti^a, S. Tosi^{a,b}

INFN Sezione di Milano-Bicocca ^a, Università di Milano-Bicocca ^b, Milano, Italy

L. Brianza, M.E. Dinardo^{a,b}, S. Fiorendi^{a,b}, S. Gennai^a, R. Gerosa^{a,b}, A. Ghezzi^{a,b}, P. Govoni^{a,b}, S. Malvezzi^a, R.A. Manzoni^{a,b}, B. Marzocchi^{a,b,2}, D. Menasce^a, L. Moroni^a, M. Paganoni^{a,b}, D. Pedrini^a, S. Ragazzi^{a,b}, N. Redaelli^a, T. Tabarelli de Fatis^{a,b}

INFN Sezione di Napoli ^a, Università di Napoli 'Federico II' ^b, Napoli, Italy, Università della Basilicata ^c, Potenza, Italy, Università G. Marconi ^d, Roma, Italy

S. Buontempo^a, N. Cavallo^{a,c}, S. Di Guida^{a,d,2}, M. Esposito^{a,b}, F. Fabozzi^{a,c}, A.O.M. Iorio^{a,b}, G. Lanza^a, L. Lista^a, S. Meola^{a,d,2}, M. Merola^a, P. Paolucci^{a,2}, C. Sciacca^{a,b}, F. Thyssen

INFN Sezione di Padova ^a, Università di Padova ^b, Padova, Italy, Università di Trento ^c, Trento, Italy

P. Azzi^{a,2}, N. Bacchetta^a, L. Benato^{a,b}, D. Bisello^{a,b}, A. Boletti^{a,b}, R. Carlin^{a,b}, A. Carvalho Antunes De Oliveira^{a,b}, P. Checchia^a, M. Dall'Osso^{a,b,2}, T. Dorigo^a, U. Dosselli^a, F. Gasparini^{a,b}, U. Gasparini^{a,b}, A. Gozzelino^a, S. Lacaprara^a, M. Margoni^{a,b}, A.T. Meneguzzo^{a,b}, J. Pazzini^{a,b}, M. Pegoraro^a, N. Pozzobon^{a,b}, P. Ronchese^{a,b}, F. Simonetto^{a,b}, E. Torassa^a, M. Tosi^{a,b}, S. Vanini^{a,b}, M. Zanetti, P. Zotto^{a,b}, A. Zucchetta^{a,b,2}, G. Zumerle^{a,b}

INFN Sezione di Pavia ^a, Università di Pavia ^b, Pavia, Italy

A. Braghieri^a, A. Magnani^a, P. Montagna^{a,b}, S.P. Ratti^{a,b}, V. Re^a, C. Riccardi^{a,b}, P. Salvini^a, I. Vai^a, P. Vitulo^{a,b}

INFN Sezione di Perugia ^a, Università di Perugia ^b, Perugia, Italy

L. Alunni Solestizi^{a,b}, M. Biasini^{a,b}, G.M. Bilei^a, D. Ciangottini^{a,b,2}, L. Fanò^{a,b}, P. Lariccia^{a,b}, G. Mantovani^{a,b}, M. Menichelli^a, A. Saha^a, A. Santocchia^{a,b}, A. Spiezia^{a,b}

INFN Sezione di Pisa ^a, Università di Pisa ^b, Scuola Normale Superiore di Pisa ^c, Pisa, Italy

K. Androsov^{a,28}, P. Azzurri^a, G. Bagliesi^a, J. Bernardini^a, T. Boccali^a, G. Broccolo^{a,c}, R. Castaldi^a, M.A. Ciocci^{a,28}, R. Dell'Orso^a, S. Donato^{a,c,2}, G. Fedi, L. Foà^{a,c†}, A. Giassi^a, M.T. Grippo^{a,28}, F. Ligabue^{a,c}, T. Lomtadze^a, L. Martini^{a,b}, A. Messineo^{a,b}, F. Palla^a, A. Rizzi^{a,b}, A. Savoy-Navarro^{a,29}, A.T. Serban^a, P. Spagnolo^a, P. Squillacioti^{a,28}, R. Tenchini^a, G. Tonelli^{a,b}, A. Venturi^a, P.G. Verdini^a

INFN Sezione di Roma ^a, Università di Roma ^b, Roma, Italy

L. Barone^{a,b}, F. Cavallari^a, G. D'imperio^{a,b,2}, D. Del Re^{a,b}, M. Diemoz^a, S. Gelli^{a,b}, C. Jorda^a, E. Longo^{a,b}, F. Margaroli^{a,b}, P. Meridiani^a, F. Micheli^{a,b}, G. Organtini^{a,b}, R. Paramatti^a, F. Preiato^{a,b}, S. Rahatlou^{a,b}, C. Rovelli^a, F. Santanastasio^{a,b}, P. Traczyk^{a,b,2}

INFN Sezione di Torino ^a, Università di Torino ^b, Torino, Italy, Università del Piemonte Orientale ^c, Novara, Italy

N. Amapane^{a,b}, R. Arcidiacono^{a,c,2}, S. Argiro^{a,b}, M. Arneodo^{a,c}, R. Bellan^{a,b}, C. Biino^a, N. Cartiglia^a, M. Costa^{a,b}, R. Covarelli^{a,b}, A. Degano^{a,b}, N. Demaria^a, L. Finco^{a,b,2}, B. Kiani^{a,b}, C. Mariotti^a, S. Maselli^a, E. Migliore^{a,b}, V. Monaco^{a,b}, E. Monteil^{a,b}, M. Musich^a, M.M. Obertino^{a,b}, L. Pacher^{a,b}, N. Pastrone^a, M. Pelliccioni^a, G.L. Pinna Angioni^{a,b}, F. Ravera^{a,b}, A. Romero^{a,b}, M. Ruspa^{a,c}, R. Sacchi^{a,b}, A. Solano^{a,b}, A. Staiano^a, U. Tamponi^a

INFN Sezione di Trieste ^a, Università di Trieste ^b, Trieste, Italy

S. Belforte^a, V. Candelise^{a,b,2}, M. Casarsa^a, F. Cossutti^a, G. Della Ricca^{a,b}, B. Gobbo^a, C. La Licata^{a,b}, M. Marone^{a,b}, A. Schizzi^{a,b}, T. Umer^{a,b}, A. Zanetti^a

Kangwon National University, Chunchon, Korea

S. Chang, A. Kropivnitskaya, S.K. Nam

Kyungpook National University, Daegu, Korea

D.H. Kim, G.N. Kim, M.S. Kim, D.J. Kong, S. Lee, Y.D. Oh, A. Sakharov, D.C. Son

Chonbuk National University, Jeonju, Korea

J.A. Brochero Cifuentes, H. Kim, T.J. Kim, M.S. Ryu

Chonnam National University, Institute for Universe and Elementary Particles, Kwangju, Korea

S. Song

Korea University, Seoul, Korea

S. Choi, Y. Go, D. Gyun, B. Hong, M. Jo, H. Kim, Y. Kim, B. Lee, K. Lee, K.S. Lee, S. Lee, S.K. Park, Y. Roh

Seoul National University, Seoul, Korea

H.D. Yoo

University of Seoul, Seoul, Korea

M. Choi, H. Kim, J.H. Kim, J.S.H. Lee, I.C. Park, G. Ryu

Sungkyunkwan University, Suwon, Korea

Y. Choi, Y.K. Choi, J. Goh, D. Kim, E. Kwon, J. Lee, I. Yu

Vilnius University, Vilnius, Lithuania

A. Juodagalvis, J. Vaitkus

National Centre for Particle Physics, Universiti Malaya, Kuala Lumpur, Malaysia

I. Ahmed, Z.A. Ibrahim, J.R. Komaragiri, M.A.B. Md Ali³⁰, F. Mohamad Idris³¹, W.A.T. Wan Abdullah, M.N. Yusli

Centro de Investigacion y de Estudios Avanzados del IPN, Mexico City, Mexico

E. Casimiro Linares, H. Castilla-Valdez, E. De La Cruz-Burelo, I. Heredia-de La Cruz³², A. Hernandez-Almada, R. Lopez-Fernandez, A. Sanchez-Hernandez

Universidad Iberoamericana, Mexico City, Mexico

S. Carrillo Moreno, F. Vazquez Valencia

Benemerita Universidad Autonoma de Puebla, Puebla, Mexico

S. Carpinteyro, I. Pedraza, H.A. Salazar Ibarguen

Universidad Autónoma de San Luis Potosí, San Luis Potosí, Mexico

A. Morelos Pineda

University of Auckland, Auckland, New Zealand

D. Krofcheck

University of Canterbury, Christchurch, New Zealand

P.H. Butler, S. Reucroft

National Centre for Physics, Quaid-I-Azam University, Islamabad, Pakistan

A. Ahmad, M. Ahmad, Q. Hassan, H.R. Hoorani, W.A. Khan, T. Khurshid, M. Shoaib

National Centre for Nuclear Research, Swierk, Poland

H. Bialkowska, M. Bluj, B. Boimska, T. Frueboes, M. Górski, M. Kazana, K. Nawrocki, K. Romanowska-Rybinska, M. Szleper, P. Zalewski

Institute of Experimental Physics, Faculty of Physics, University of Warsaw, Warsaw, Poland
G. Brona, K. Bunkowski, K. Doroba, A. Kalinowski, M. Konecki, J. Krolikowski, M. Misiura, M. Olszewski, M. Walczak

Laboratório de Instrumentação e Física Experimental de Partículas, Lisboa, Portugal
P. Bargassa, C. Beirão Da Cruz E Silva, A. Di Francesco, P. Faccioli, P.G. Ferreira Parracho, M. Gallinaro, N. Leonardo, L. Lloret Iglesias, F. Nguyen, J. Rodrigues Antunes, J. Seixas, O. Toldaiev, D. Vadrucio, J. Varela, P. Vischia

Joint Institute for Nuclear Research, Dubna, Russia
S. Afanasiev, P. Bunin, M. Gavrilenko, I. Golutvin, I. Gorbunov, A. Kamenev, V. Karjavin, V. Konoplyanikov, A. Lanev, A. Malakhov, V. Matveev³³, P. Moiseenz, V. Palichik, V. Perelygin, S. Shmatov, S. Shulha, N. Skatchkov, V. Smirnov, A. Zarubin

Petersburg Nuclear Physics Institute, Gatchina (St. Petersburg), Russia
V. Golovtsov, Y. Ivanov, V. Kim³⁴, E. Kuznetsova, P. Levchenko, V. Murzin, V. Oreshkin, I. Smirnov, V. Sulimov, L. Uvarov, S. Vavilov, A. Vorobyev

Institute for Nuclear Research, Moscow, Russia
Yu. Andreev, A. Dermenev, S. Gninenko, N. Golubev, A. Karneyeu, M. Kirsanov, N. Krasnikov, A. Pashenkov, D. Tlisov, A. Toropin

Institute for Theoretical and Experimental Physics, Moscow, Russia
V. Epshteyn, V. Gavrillov, N. Lychkovskaya, V. Popov, I. Pozdnyakov, G. Safronov, A. Spiridonov, E. Vlasov, A. Zhokin

National Research Nuclear University 'Moscow Engineering Physics Institute' (MEPhI), Moscow, Russia
A. Bylinkin

P.N. Lebedev Physical Institute, Moscow, Russia
V. Andreev, M. Azarkin³⁵, I. Dremin³⁵, M. Kirakosyan, A. Leonidov³⁵, G. Mesyats, S.V. Rusakov, A. Vinogradov

Skobeltsyn Institute of Nuclear Physics, Lomonosov Moscow State University, Moscow, Russia
A. Baskakov, A. Belyaev, E. Boos, M. Dubinin³⁶, L. Dudko, A. Ershov, A. Gribushin, V. Klyukhin, O. Kodolova, I. Lokhtin, I. Myagkov, S. Obraztsov, S. Petrushanko, V. Savrin, A. Snigirev

State Research Center of Russian Federation, Institute for High Energy Physics, Protvino, Russia
I. Azhgirey, I. Bayshev, S. Bitioukov, V. Kachanov, A. Kalinin, D. Konstantinov, V. Krychkin, V. Petrov, R. Ryutin, A. Sobol, L. Tourtchanovitch, S. Troshin, N. Tyurin, A. Uzunian, A. Volkov

University of Belgrade, Faculty of Physics and Vinca Institute of Nuclear Sciences, Belgrade, Serbia
P. Adzic³⁷, M. Ekmedzic, J. Milosevic, V. Rekovic

Centro de Investigaciones Energéticas Medioambientales y Tecnológicas (CIEMAT), Madrid, Spain
J. Alcaraz Maestre, E. Calvo, M. Cerrada, M. Chamizo Llatas, N. Colino, B. De La Cruz, A. Delgado Peris, D. Domínguez Vázquez, A. Escalante Del Valle, C. Fernandez Bedoya, J.P. Fernández Ramos, J. Flix, M.C. Fouz, P. Garcia-Abia, O. Gonzalez Lopez, S. Goy Lopez,

J.M. Hernandez, M.I. Josa, E. Navarro De Martino, A. Pérez-Calero Yzquierdo, J. Puerta Pelayo, A. Quintario Olmeda, I. Redondo, L. Romero, M.S. Soares

Universidad Autónoma de Madrid, Madrid, Spain

C. Albajar, J.F. de Trocóniz, M. Missiroli, D. Moran

Universidad de Oviedo, Oviedo, Spain

H. Brun, J. Cuevas, J. Fernandez Menendez, S. Folgueras, I. Gonzalez Caballero, E. Palencia Cortezon, J.M. Vizan Garcia

Instituto de Física de Cantabria (IFCA), CSIC-Universidad de Cantabria, Santander, Spain

I.J. Cabrillo, A. Calderon, J.R. Castiñeiras De Saa, P. De Castro Manzano, J. Duarte Campderros, M. Fernandez, G. Gomez, A. Graziano, A. Lopez Virto, J. Marco, R. Marco, C. Martinez Rivero, F. Matorras, F.J. Munoz Sanchez, J. Piedra Gomez, T. Rodrigo, A.Y. Rodríguez-Marrero, A. Ruiz-Jimeno, L. Scodellaro, I. Vila, R. Vilar Cortabitarte

CERN, European Organization for Nuclear Research, Geneva, Switzerland

D. Abbaneo, E. Auffray, G. Auzinger, M. Bachtis, P. Baillon, A.H. Ball, D. Barney, A. Benaglia, J. Bendavid, L. Benhabib, J.F. Benitez, G.M. Berruti, P. Bloch, A. Bocci, A. Bonato, C. Botta, H. Breuker, T. Camporesi, G. Cerminara, S. Colafranceschi³⁸, M. D'Alfonso, D. d'Enterria, A. Dabrowski, V. Daponte, A. David, M. De Gruttola, F. De Guio, A. De Roeck, S. De Visscher, E. Di Marco, M. Dobson, M. Dordevic, T. du Pree, N. Dupont, A. Elliott-Peisert, G. Franzoni, W. Funk, D. Gigi, K. Gill, D. Giordano, M. Girone, F. Glege, R. Guida, S. Gundacker, M. Guthoff, J. Hammer, M. Hansen, P. Harris, J. Hegeman, V. Innocente, P. Janot, H. Kirschenmann, M.J. Kortelainen, K. Kousouris, K. Krajczar, P. Lecoq, C. Lourenço, M.T. Lucchini, N. Magini, L. Malgeri, M. Mannelli, A. Martelli, L. Masetti, F. Meijers, S. Mersi, E. Meschi, F. Moortgat, S. Morovic, M. Mulders, M.V. Nemallapudi, H. Neugebauer, S. Orfanelli³⁹, L. Orsini, L. Pape, E. Perez, A. Petrilli, G. Petrucciani, A. Pfeiffer, D. Piparo, A. Racz, G. Rolandi⁴⁰, M. Rovere, M. Ruan, H. Sakulin, C. Schäfer, C. Schwick, A. Sharma, P. Silva, M. Simon, P. Sphicas⁴¹, D. Spiga, J. Steggemann, B. Stieger, M. Stoye, Y. Takahashi, D. Treille, A. Triossi, A. Tsirou, G.I. Veres¹⁹, N. Wardle, H.K. Wöhri, A. Zagodzinska⁴², W.D. Zeuner

Paul Scherrer Institut, Villigen, Switzerland

W. Bertl, K. Deiters, W. Erdmann, R. Horisberger, Q. Ingram, H.C. Kaestli, D. Kotlinski, U. Langenegger, D. Renker, T. Rohe

Institute for Particle Physics, ETH Zurich, Zurich, Switzerland

F. Bachmair, L. Bäni, L. Bianchini, M.A. Buchmann, B. Casal, G. Dissertori, M. Dittmar, M. Donegà, M. Dünser, P. Eller, C. Grab, C. Heidegger, D. Hits, J. Hoss, G. Kasieczka, W. Lustermann, B. Mangano, A.C. Marini, M. Marionneau, P. Martinez Ruiz del Arbol, M. Masciovecchio, D. Meister, P. Musella, F. Nessi-Tedaldi, F. Pandolfi, J. Pata, F. Pauss, L. Perrozzi, M. Peruzzi, M. Quittnat, M. Rossini, A. Starodumov⁴³, M. Takahashi, V.R. Tavolaro, K. Theofilatos, R. Wallny

Universität Zürich, Zurich, Switzerland

T.K. Aarrestad, C. AMSler⁴⁴, L. Caminada, M.F. Canelli, V. Chiochia, A. De Cosa, C. Galloni, A. Hinzmann, T. Hreus, B. Kilminster, C. Lange, J. Ngadiuba, D. Pinna, P. Robmann, F.J. Ronga, D. Salerno, S. Taroni, Y. Yang

National Central University, Chung-Li, Taiwan

M. Cardaci, K.H. Chen, T.H. Doan, C. Ferro, Sh. Jain, R. Khurana, M. Konyushikhin, C.M. Kuo, W. Lin, Y.J. Lu, R. Volpe, S.S. Yu

National Taiwan University (NTU), Taipei, Taiwan

R. Bartek, P. Chang, Y.H. Chang, Y.W. Chang, Y. Chao, K.F. Chen, P.H. Chen, C. Dietz, F. Fiori, U. Grundler, W.-S. Hou, Y. Hsiung, Y.F. Liu, R.-S. Lu, M. Miñano Moya, E. Petrakou, J.F. Tsai, Y.M. Tzeng

Chulalongkorn University, Faculty of Science, Department of Physics, Bangkok, Thailand

B. Asavapibhop, K. Kovitanggoon, G. Singh, N. Srimanobhas, N. Suwonjandee

Cukurova University, Adana, Turkey

A. Adiguzel, M.N. Bakirci⁴⁵, C. Dozen, I. Dumanoglu, E. Eskut, S. Girgis, G. Gokbulut, Y. Guler, E. Gurpinar, I. Hos, E.E. Kangal⁴⁶, G. Onengut⁴⁷, K. Ozdemir⁴⁸, A. Polatoz, D. Sunar Cerci⁴⁹, M. Vergili, C. Zorbilmez

Middle East Technical University, Physics Department, Ankara, Turkey

I.V. Akin, B. Bilin, S. Bilmis, B. Isildak⁵⁰, G. Karapinar⁵¹, U.E. Surat, M. Yalvac, M. Zeyrek

Bogazici University, Istanbul, Turkey

E.A. Albayrak⁵², E. Gülmez, M. Kaya⁵³, O. Kaya⁵⁴, T. Yetkin⁵⁵

Istanbul Technical University, Istanbul, Turkey

K. Cankocak, S. Sen⁵⁶, F.I. Vardarli

Institute for Scintillation Materials of National Academy of Science of Ukraine, Kharkov, Ukraine

B. Grynyov

National Scientific Center, Kharkov Institute of Physics and Technology, Kharkov, Ukraine

L. Levchuk, P. Sorokin

University of Bristol, Bristol, United Kingdom

R. Aggleton, F. Ball, L. Beck, J.J. Brooke, E. Clement, D. Cussans, H. Flacher, J. Goldstein, M. Grimes, G.P. Heath, H.F. Heath, J. Jacob, L. Kreczko, C. Lucas, Z. Meng, D.M. Newbold⁵⁷, S. Paramesvaran, A. Poll, T. Sakuma, S. Seif El Nasr-storey, S. Senkin, D. Smith, V.J. Smith

Rutherford Appleton Laboratory, Didcot, United Kingdom

K.W. Bell, A. Belyaev⁵⁸, C. Brew, R.M. Brown, D.J.A. Cockerill, J.A. Coughlan, K. Harder, S. Harper, E. Olaiya, D. Petyt, C.H. Shepherd-Themistocleous, A. Thea, L. Thomas, I.R. Tomalin, T. Williams, W.J. Womersley, S.D. Worm

Imperial College, London, United Kingdom

M. Baber, R. Bainbridge, O. Buchmuller, A. Bundock, D. Burton, S. Casasso, M. Citron, D. Colling, L. Corpe, N. Cripps, P. Dauncey, G. Davies, A. De Wit, M. Della Negra, P. Dunne, A. Elwood, W. Ferguson, J. Fulcher, D. Futyan, G. Hall, G. Iles, G. Karapostoli, M. Kenzie, R. Lane, R. Lucas⁵⁷, L. Lyons, A.-M. Magnan, S. Malik, J. Nash, A. Nikitenko⁴³, J. Pela, M. Pesaresi, K. Petridis, D.M. Raymond, A. Richards, A. Rose, C. Seez, A. Tapper, K. Uchida, M. Vazquez Acosta⁵⁹, T. Virdee, S.C. Zenz

Brunel University, Uxbridge, United Kingdom

J.E. Cole, P.R. Hobson, A. Khan, P. Kyberd, D. Leggat, D. Leslie, I.D. Reid, P. Symonds, L. Teodorescu, M. Turner

Baylor University, Waco, USA

A. Borzou, K. Call, J. Dittmann, K. Hatakeyama, A. Kasmi, H. Liu, N. Pastika

The University of Alabama, Tuscaloosa, USA

O. Charaf, S.I. Cooper, C. Henderson, P. Rumerio

Boston University, Boston, USA

A. Avetisyan, T. Bose, C. Fantasia, D. Gastler, P. Lawson, D. Rankin, C. Richardson, J. Rohlf, J. St. John, L. Sulak, D. Zou

Brown University, Providence, USA

J. Alimena, E. Berry, S. Bhattacharya, D. Cutts, N. Dhingra, A. Ferapontov, A. Garabedian, U. Heintz, E. Laird, G. Landsberg, Z. Mao, M. Narain, S. Sagir, T. Sinthuprasith

University of California, Davis, Davis, USA

R. Breedon, G. Breto, M. Calderon De La Barca Sanchez, S. Chauhan, M. Chertok, J. Conway, R. Conway, P.T. Cox, R. Erbacher, M. Gardner, W. Ko, R. Lander, M. Mulhearn, D. Pellett, J. Pilot, F. Ricci-Tam, S. Shalhout, J. Smith, M. Squires, D. Stolp, M. Tripathi, S. Wilbur, R. Yohay

University of California, Los Angeles, USA

R. Cousins, P. Everaerts, C. Farrell, J. Hauser, M. Ignatenko, D. Saltzberg, E. Takasugi, V. Valuev, M. Weber

University of California, Riverside, Riverside, USA

K. Burt, R. Clare, J. Ellison, J.W. Gary, G. Hanson, J. Heilman, M. Ivova PANEVA, P. Jandir, E. Kennedy, F. Lacroix, O.R. Long, A. Luthra, M. Malberti, M. Olmedo Negrete, A. Shrinivas, H. Wei, S. Wimpenny

University of California, San Diego, La Jolla, USA

J.G. Branson, G.B. Cerati, S. Cittolin, R.T. D'Agnolo, A. Holzner, R. Kelley, D. Klein, J. Letts, I. Macneill, D. Olivito, S. Padhi, M. Pieri, M. Sani, V. Sharma, S. Simon, M. Tadel, A. Vartak, S. Wasserbaech⁶⁰, C. Welke, F. Würthwein, A. Yagil, G. Zevi Della Porta

University of California, Santa Barbara, Santa Barbara, USA

D. Barge, J. Bradmiller-Feld, C. Campagnari, A. Dishaw, V. Dutta, K. Flowers, M. Franco Sevilla, P. Geffert, C. George, F. Golf, L. Gouskos, J. Gran, J. Incandela, C. Justus, N. Mccoll, S.D. Mullin, J. Richman, D. Stuart, I. Suarez, W. To, C. West, J. Yoo

California Institute of Technology, Pasadena, USA

D. Anderson, A. Apresyan, A. Bornheim, J. Bunn, Y. Chen, J. Duarte, A. Mott, H.B. Newman, C. Pena, M. Pierini, M. Spiropulu, J.R. Vlimant, S. Xie, R.Y. Zhu

Carnegie Mellon University, Pittsburgh, USA

V. Azzolini, A. Calamba, B. Carlson, T. Ferguson, Y. Iiyama, M. Paulini, J. Russ, M. Sun, H. Vogel, I. Vorobiev

University of Colorado Boulder, Boulder, USA

J.P. Cumalat, W.T. Ford, A. Gaz, F. Jensen, A. Johnson, M. Krohn, T. Mulholland, U. Nauenberg, J.G. Smith, K. Stenson, S.R. Wagner

Cornell University, Ithaca, USA

J. Alexander, A. Chatterjee, J. Chaves, J. Chu, S. Dittmer, N. Eggert, N. Mirman, G. Nicolas Kaufman, J.R. Patterson, A. Rinkevicius, A. Ryd, L. Skinnari, L. Soffi, W. Sun, S.M. Tan, W.D. Teo, J. Thom, J. Thompson, J. Tucker, Y. Weng, P. Wittich

Fermi National Accelerator Laboratory, Batavia, USA

S. Abdullin, M. Albrow, J. Anderson, G. Apollinari, L.A.T. Bauerdick, A. Beretvas, J. Berryhill, P.C. Bhat, G. Bolla, K. Burkett, J.N. Butler, H.W.K. Cheung, F. Chlebana, S. Cihangir, V.D. Elvira, I. Fisk, J. Freeman, E. Gottschalk, L. Gray, D. Green, S. Grünendahl, O. Gutsche, J. Hanlon, D. Hare, R.M. Harris, J. Hirschauer, B. Hooberman, Z. Hu, S. Jindariani, M. Johnson, U. Joshi, A.W. Jung, B. Klima, B. Kreis, S. Kwan[†], S. Lammel, J. Linacre, D. Lincoln, R. Lipton,

T. Liu, R. Lopes De Sá, J. Lykken, K. Maeshima, J.M. Marraffino, V.I. Martinez Outschoorn, S. Maruyama, D. Mason, P. McBride, P. Merkel, K. Mishra, S. Mrenna, S. Nahn, C. Newman-Holmes, V. O'Dell, K. Pedro, O. Prokofyev, G. Rakness, E. Sexton-Kennedy, A. Soha, W.J. Spalding, L. Spiegel, L. Taylor, S. Tkaczyk, N.V. Tran, L. Uplegger, E.W. Vaandering, C. Vernieri, M. Verzocchi, R. Vidal, H.A. Weber, A. Whitbeck, F. Yang, H. Yin

University of Florida, Gainesville, USA

D. Acosta, P. Avery, P. Bortignon, D. Bourilkov, A. Carnes, M. Carver, D. Curry, S. Das, G.P. Di Giovanni, R.D. Field, M. Fisher, I.K. Furic, J. Hugon, J. Konigsberg, A. Korytov, J.F. Low, P. Ma, K. Matchev, H. Mei, P. Milenovic⁶¹, G. Mitselmakher, L. Muniz, D. Rank, R. Rossin, L. Shchutska, M. Snowball, D. Sperka, J. Wang, S. Wang, J. Yelton

Florida International University, Miami, USA

S. Hewamanage, S. Linn, P. Markowitz, G. Martinez, J.L. Rodriguez

Florida State University, Tallahassee, USA

A. Ackert, J.R. Adams, T. Adams, A. Askew, J. Bochenek, B. Diamond, J. Haas, S. Hagopian, V. Hagopian, K.F. Johnson, A. Khatiwada, H. Prosper, V. Veeraraghavan, M. Weinberg

Florida Institute of Technology, Melbourne, USA

V. Bhopatkar, M. Hohlmann, H. Kalakhety, D. Mareskas-palcek, T. Roy, F. Yumiceva

University of Illinois at Chicago (UIC), Chicago, USA

M.R. Adams, L. Apanasevich, D. Berry, R.R. Betts, I. Bucinskaite, R. Cavanaugh, O. Evdokimov, L. Gauthier, C.E. Gerber, D.J. Hofman, P. Kurt, C. O'Brien, I.D. Sandoval Gonzalez, C. Silkworth, P. Turner, N. Varelas, Z. Wu, M. Zakaria

The University of Iowa, Iowa City, USA

B. Bilki⁶², W. Clarida, K. Dilsiz, S. Durgut, R.P. Gandrajula, M. Haytmyradov, V. Khristenko, J.-P. Merlo, H. Mermerkaya⁶³, A. Mestvirishvili, A. Moeller, J. Nachtman, H. Ogul, Y. Onel, F. Ozok⁵², A. Penzo, C. Snyder, P. Tan, E. Tiras, J. Wetzell, K. Yi

Johns Hopkins University, Baltimore, USA

I. Anderson, B.A. Barnett, B. Blumenfeld, D. Fehling, L. Feng, A.V. Gritsan, P. Maksimovic, C. Martin, K. Nash, M. Osherson, M. Swartz, M. Xiao, Y. Xin

The University of Kansas, Lawrence, USA

P. Baringer, A. Bean, G. Benelli, C. Bruner, J. Gray, R.P. Kenny III, D. Majumder, M. Malek, M. Murray, D. Noonan, S. Sanders, R. Stringer, Q. Wang, J.S. Wood

Kansas State University, Manhattan, USA

I. Chakaberia, A. Ivanov, K. Kaadze, S. Khalil, M. Makouski, Y. Maravin, A. Mohammadi, L.K. Saini, N. Skhirtladze, I. Svintradze, S. Toda

Lawrence Livermore National Laboratory, Livermore, USA

D. Lange, F. Rebassoo, D. Wright

University of Maryland, College Park, USA

C. Anelli, A. Baden, O. Baron, A. Belloni, B. Calvert, S.C. Eno, C. Ferraioli, J.A. Gomez, N.J. Hadley, S. Jabeen, R.G. Kellogg, T. Kolberg, J. Kunkle, Y. Lu, A.C. Mignerey, Y.H. Shin, A. Skuja, M.B. Tonjes, S.C. Tonwar

Massachusetts Institute of Technology, Cambridge, USA

A. Apyan, R. Barbieri, A. Baty, K. Bierwagen, S. Brandt, W. Busza, I.A. Cali, Z. Demiragli, L. Di Matteo, G. Gomez Ceballos, M. Goncharov, D. Gulhan, G.M. Innocenti, M. Klute, D. Kovalskyi,

Y.S. Lai, Y.-J. Lee, A. Levin, P.D. Luckey, C. McGinn, C. Mironov, X. Niu, C. Paus, D. Ralph, C. Roland, G. Roland, J. Salfeld-Nebgen, G.S.F. Stephans, K. Sumorok, M. Varma, D. Velicanu, J. Veverka, J. Wang, T.W. Wang, B. Wyslouch, M. Yang, V. Zhukova

University of Minnesota, Minneapolis, USA

B. Dahmes, A. Finkel, A. Gude, P. Hansen, S. Kalafut, S.C. Kao, K. Klapoetke, Y. Kubota, Z. Lesko, J. Mans, S. Nourbakhsh, N. Ruckstuhl, R. Rusack, N. Tambe, J. Turkewitz

University of Mississippi, Oxford, USA

J.G. Acosta, S. Oliveros

University of Nebraska-Lincoln, Lincoln, USA

E. Avdeeva, K. Bloom, S. Bose, D.R. Claes, A. Dominguez, C. Fangmeier, R. Gonzalez Suarez, R. Kamalieddin, J. Keller, D. Knowlton, I. Kravchenko, J. Lazo-Flores, F. Meier, J. Monroy, F. Ratnikov, J.E. Siado, G.R. Snow

State University of New York at Buffalo, Buffalo, USA

M. Alyari, J. Dolen, J. George, A. Godshalk, I. Iashvili, J. Kaisen, A. Kharchilava, A. Kumar, S. Rappoccio

Northeastern University, Boston, USA

G. Alverson, E. Barberis, D. Baumgartel, M. Chasco, A. Hortiangtham, A. Massironi, D.M. Morse, D. Nash, T. Orimoto, R. Teixeira De Lima, D. Trocino, R.-J. Wang, D. Wood, J. Zhang

Northwestern University, Evanston, USA

K.A. Hahn, A. Kubik, N. Mucia, N. Odell, B. Pollack, A. Pozdnyakov, M. Schmitt, S. Stoynev, K. Sung, M. Trovato, M. Velasco, S. Won

University of Notre Dame, Notre Dame, USA

A. Brinkerhoff, N. Dev, M. Hildreth, C. Jessop, D.J. Karmgard, N. Kellams, K. Lannon, S. Lynch, N. Marinelli, F. Meng, C. Mueller, Y. Musienko³³, T. Pearson, M. Planer, A. Reinsvold, R. Ruchti, G. Smith, N. Valls, M. Wayne, M. Wolf, A. Woodard

The Ohio State University, Columbus, USA

L. Antonelli, J. Brinson, B. Bylsma, L.S. Durkin, S. Flowers, A. Hart, C. Hill, R. Hughes, K. Kotov, T.Y. Ling, B. Liu, W. Luo, D. Puigh, M. Rodenburg, B.L. Winer, H.W. Wulsin

Princeton University, Princeton, USA

O. Driga, P. Elmer, J. Hardenbrook, P. Hebda, S.A. Koay, P. Lujan, D. Marlow, T. Medvedeva, M. Mooney, J. Olsen, C. Palmer, P. Piroué, X. Quan, H. Saka, D. Stickland, C. Tully, J.S. Werner, A. Zuranski

University of Puerto Rico, Mayaguez, USA

S. Malik

Purdue University, West Lafayette, USA

V.E. Barnes, D. Benedetti, D. Bortoletto, L. Gutay, M.K. Jha, M. Jones, K. Jung, M. Kress, D.H. Miller, N. Neumeister, F. Primavera, B.C. Radburn-Smith, X. Shi, I. Shipsey, D. Silvers, J. Sun, A. Svyatkovskiy, F. Wang, W. Xie, L. Xu, J. Zablocki

Purdue University Calumet, Hammond, USA

N. Parashar, J. Stupak

Rice University, Houston, USA

A. Adair, B. Akgun, Z. Chen, K.M. Ecklund, F.J.M. Geurts, M. Guilbaud, W. Li, B. Michlin, M. Northup, B.P. Padley, R. Redjimi, J. Roberts, J. Rorie, Z. Tu, J. Zabel

University of Rochester, Rochester, USA

B. Betchart, A. Bodek, P. de Barbaro, R. Demina, Y. Eshaq, T. Ferbel, M. Galanti, A. Garcia-Bellido, P. Goldenzweig, J. Han, A. Harel, O. Hindrichs, A. Khukhunaishvili, G. Petrillo, M. Verzetti

The Rockefeller University, New York, USA

L. Demortier

Rutgers, The State University of New Jersey, Piscataway, USA

S. Arora, A. Barker, J.P. Chou, C. Contreras-Campana, E. Contreras-Campana, D. Duggan, D. Ferencek, Y. Gershtein, R. Gray, E. Halkiadakis, D. Hidas, E. Hughes, S. Kaplan, R. Kunnawalkam Elayavalli, A. Lath, S. Panwalkar, M. Park, S. Salur, S. Schnetzer, D. Sheffield, S. Somalwar, R. Stone, S. Thomas, P. Thomassen, M. Walker

University of Tennessee, Knoxville, USA

M. Foerster, G. Riley, K. Rose, S. Spanier, A. York

Texas A&M University, College Station, USA

O. Bouhali⁶⁴, A. Castaneda Hernandez, M. Dalchenko, M. De Mattia, A. Delgado, S. Dildick, R. Eusebi, W. Flanagan, J. Gilmore, T. Kamon⁶⁵, V. Krutelyov, R. Montalvo, R. Mueller, I. Osipenkov, Y. Pakhotin, R. Patel, A. Perloff, J. Roe, A. Rose, A. Safonov, A. Tatarinov, K.A. Ulmer²

Texas Tech University, Lubbock, USA

N. Akchurin, C. Cowden, J. Damgov, C. Dragoiu, P.R. Duerdo, J. Faulkner, S. Kunori, K. Lamichhane, S.W. Lee, T. Libeiro, S. Undleeb, I. Volobouev

Vanderbilt University, Nashville, USA

E. Appelt, A.G. Delannoy, S. Greene, A. Gurrola, R. Janjam, W. Johns, C. Maguire, Y. Mao, A. Melo, P. Sheldon, B. Snook, S. Tuo, J. Velkovska, Q. Xu

University of Virginia, Charlottesville, USA

M.W. Arenton, S. Boutle, B. Cox, B. Francis, J. Goodell, R. Hirosky, A. Ledovskoy, H. Li, C. Lin, C. Neu, E. Wolfe, J. Wood, F. Xia

Wayne State University, Detroit, USA

C. Clarke, R. Harr, P.E. Karchin, C. Kottachchi Kankanamge Don, P. Lamichhane, J. Sturdy

University of Wisconsin, Madison, USA

D.A. Belknap, D. Carlsmith, M. Cepeda, A. Christian, S. Dasu, L. Dodd, S. Duric, E. Friis, B. Gomber, R. Hall-Wilton, M. Herndon, A. Hervé, P. Klabbers, A. Lanaro, A. Levine, K. Long, R. Loveless, A. Mohapatra, I. Ojalvo, T. Perry, G.A. Pierro, G. Polese, I. Ross, T. Ruggles, T. Sarangi, A. Savin, A. Sharma, N. Smith, W.H. Smith, D. Taylor, N. Woods

†: Deceased

1: Also at Vienna University of Technology, Vienna, Austria

2: Also at CERN, European Organization for Nuclear Research, Geneva, Switzerland

3: Also at State Key Laboratory of Nuclear Physics and Technology, Peking University, Beijing, China

4: Also at Institut Pluridisciplinaire Hubert Curien, Université de Strasbourg, Université de Haute Alsace Mulhouse, CNRS/IN2P3, Strasbourg, France

-
- 5: Also at National Institute of Chemical Physics and Biophysics, Tallinn, Estonia
 - 6: Also at Skobeltsyn Institute of Nuclear Physics, Lomonosov Moscow State University, Moscow, Russia
 - 7: Also at Universidade Estadual de Campinas, Campinas, Brazil
 - 8: Also at Centre National de la Recherche Scientifique (CNRS) - IN2P3, Paris, France
 - 9: Also at Laboratoire Leprince-Ringuet, Ecole Polytechnique, IN2P3-CNRS, Palaiseau, France
 - 10: Also at Joint Institute for Nuclear Research, Dubna, Russia
 - 11: Also at Zewail City of Science and Technology, Zewail, Egypt
 - 12: Also at Ain Shams University, Cairo, Egypt
 - 13: Now at British University in Egypt, Cairo, Egypt
 - 14: Also at Helwan University, Cairo, Egypt
 - 15: Also at Université de Haute Alsace, Mulhouse, France
 - 16: Also at Tbilisi State University, Tbilisi, Georgia
 - 17: Also at Brandenburg University of Technology, Cottbus, Germany
 - 18: Also at Institute of Nuclear Research ATOMKI, Debrecen, Hungary
 - 19: Also at Eötvös Loránd University, Budapest, Hungary
 - 20: Also at University of Debrecen, Debrecen, Hungary
 - 21: Also at Wigner Research Centre for Physics, Budapest, Hungary
 - 22: Also at University of Visva-Bharati, Santiniketan, India
 - 23: Now at King Abdulaziz University, Jeddah, Saudi Arabia
 - 24: Also at University of Ruhuna, Matara, Sri Lanka
 - 25: Also at Isfahan University of Technology, Isfahan, Iran
 - 26: Also at University of Tehran, Department of Engineering Science, Tehran, Iran
 - 27: Also at Plasma Physics Research Center, Science and Research Branch, Islamic Azad University, Tehran, Iran
 - 28: Also at Università degli Studi di Siena, Siena, Italy
 - 29: Also at Purdue University, West Lafayette, USA
 - 30: Also at International Islamic University of Malaysia, Kuala Lumpur, Malaysia
 - 31: Also at Malaysian Nuclear Agency, MOSTI, Kajang, Malaysia
 - 32: Also at Consejo Nacional de Ciencia y Tecnología, Mexico city, Mexico
 - 33: Also at Institute for Nuclear Research, Moscow, Russia
 - 34: Also at St. Petersburg State Polytechnical University, St. Petersburg, Russia
 - 35: Also at National Research Nuclear University 'Moscow Engineering Physics Institute' (MEPhI), Moscow, Russia
 - 36: Also at California Institute of Technology, Pasadena, USA
 - 37: Also at Faculty of Physics, University of Belgrade, Belgrade, Serbia
 - 38: Also at Facoltà Ingegneria, Università di Roma, Roma, Italy
 - 39: Also at National Technical University of Athens, Athens, Greece
 - 40: Also at Scuola Normale e Sezione dell'INFN, Pisa, Italy
 - 41: Also at University of Athens, Athens, Greece
 - 42: Also at Warsaw University of Technology, Institute of Electronic Systems, Warsaw, Poland
 - 43: Also at Institute for Theoretical and Experimental Physics, Moscow, Russia
 - 44: Also at Albert Einstein Center for Fundamental Physics, Bern, Switzerland
 - 45: Also at Gaziosmanpasa University, Tokat, Turkey
 - 46: Also at Mersin University, Mersin, Turkey
 - 47: Also at Cag University, Mersin, Turkey
 - 48: Also at Piri Reis University, Istanbul, Turkey
 - 49: Also at Adiyaman University, Adiyaman, Turkey
 - 50: Also at Ozyegin University, Istanbul, Turkey

- 51: Also at Izmir Institute of Technology, Izmir, Turkey
- 52: Also at Mimar Sinan University, Istanbul, Istanbul, Turkey
- 53: Also at Marmara University, Istanbul, Turkey
- 54: Also at Kafkas University, Kars, Turkey
- 55: Also at Yildiz Technical University, Istanbul, Turkey
- 56: Also at Hacettepe University, Ankara, Turkey
- 57: Also at Rutherford Appleton Laboratory, Didcot, United Kingdom
- 58: Also at School of Physics and Astronomy, University of Southampton, Southampton, United Kingdom
- 59: Also at Instituto de Astrofísica de Canarias, La Laguna, Spain
- 60: Also at Utah Valley University, Orem, USA
- 61: Also at University of Belgrade, Faculty of Physics and Vinca Institute of Nuclear Sciences, Belgrade, Serbia
- 62: Also at Argonne National Laboratory, Argonne, USA
- 63: Also at Erzincan University, Erzincan, Turkey
- 64: Also at Texas A&M University at Qatar, Doha, Qatar
- 65: Also at Kyungpook National University, Daegu, Korea