

Measurement of the Single Top Quark Production Cross Section and $|V_{tb}|$ in Events with One Charged Lepton, Large Missing Transverse Energy, and Jets at CDF

T. Aaltonen,²¹ S. Amerio^{jj, 39} D. Amidei,³¹ A. Anastassov^{v, 15} A. Annovi,¹⁷ J. Antos,¹² G. Apollinari,¹⁵
 J.A. Appel,¹⁵ T. Arisawa,⁵² A. Artikov,¹³ J. Asaadi,⁴⁷ W. Ashmanskas,¹⁵ B. Auerbach,² A. Aurisano,⁴⁷ F. Azfar,³⁸
 W. Badgett,¹⁵ T. Bae,²⁵ A. Barbaro-Galtieri,²⁶ V.E. Barnes,⁴³ B.A. Barnett,²³ P. Barria^{ll, 41} P. Bartos,¹²
 M. Baucé^{jj, 39} F. Bedeschi,⁴¹ S. Behari,¹⁵ G. Bellettini^{kk, 41} J. Bellinger,⁵⁴ D. Benjamin,¹⁴ A. Beretvas,¹⁵
 A. Bhatti,⁴⁵ K.R. Bland,⁵ B. Blumenfeld,²³ A. Bocci,¹⁴ A. Bodek,⁴⁴ D. Bortoletto,⁴³ J. Boudreau,⁴² A. Boveia,¹¹
 L. Brigliadori^{ii, 6} C. Bromberg,³² E. Brucken,²¹ J. Budagov,¹³ H.S. Budd,⁴⁴ K. Burkett,¹⁵ G. Busetto^{jj, 39}
 P. Bussey,¹⁹ P. Butti^{kk, 41} A. Buzatu,¹⁹ A. Calamba,¹⁰ S. Camarda,⁴ M. Campanelli,²⁸ F. Canelli^{cc, 11} B. Carls,²²
 D. Carlsmith,⁵⁴ R. Carosi,⁴¹ S. Carrillo^{l, 16} B. Casal^{j, 9} M. Casarsa,⁴⁸ A. Castro^{ii, 6} P. Catastini,²⁰ D. Cauz^{qrrr, 48}
 V. Cavaliere,²² A. Cerri^{e, 26} L. Cerrito^{q, 28} Y.C. Chen,¹ M. Chertok,⁷ G. Chiarelli,⁴¹ G. Chlachidze,¹⁵ K. Cho,²⁵
 D. Chokheli,¹³ A. Clark,¹⁸ C. Clarke,⁵³ M.E. Convery,¹⁵ J. Conway,⁷ M. Corbo^{y, 15} M. Cordelli,¹⁷ C.A. Cox,⁷
 D.J. Cox,⁷ M. Cremonesi,⁴¹ D. Cruz,⁴⁷ J. Cuevas^{x, 9} R. Culbertson,¹⁵ N. d'Ascenzo^{u, 15} M. Datta^{ff, 15}
 P. de Barbaro,⁴⁴ L. Demortier,⁴⁵ M. Deninno,⁶ M. D'Errico^{jj, 39} F. Devoto,²¹ A. Di Canto^{kk, 41} B. Di Ruzza^{p, 15}
 J.R. Dittmann,⁵ S. Donati^{kk, 41} M. D'Onofrio,²⁷ M. Dorigo^{ss, 48} A. Driutti^{qrrr, 48} K. Ebina,⁵² R. Edgar,³¹
 A. Elagin,⁴⁷ R. Erbacher,⁷ S. Errede,²² B. Esham,²² S. Farrington,³⁸ J.P. Fernández Ramos,²⁹ R. Field,¹⁶
 G. Flanagan^{s, 15} R. Forrest,⁷ M. Franklin,²⁰ J.C. Freeman,¹⁵ H. Frisch,¹¹ Y. Funakoshi,⁵² C. Galloni^{kk, 41}
 A.F. Garfinkel,⁴³ P. Garosi^{ll, 41} H. Gerberich,²² E. Gerchtein,¹⁵ S. Giagu,⁴⁶ V. Giakoumopoulou,³ K. Gibson,⁴²
 C.M. Ginsburg,¹⁵ N. Giokaris,³ P. Giromini,¹⁷ V. Glagolev,¹³ D. Glenzinski,¹⁵ M. Gold,³⁴ D. Goldin,⁴⁷
 A. Golossanov,¹⁵ G. Gomez,⁹ G. Gomez-Ceballos,³⁰ M. Goncharov,³⁰ O. González López,²⁹ I. Gorelov,³⁴
 A.T. Goshaw,¹⁴ K. Goulianos,⁴⁵ E. Gramellini,⁶ C. Grosso-Pilcher,¹¹ R.C. Group,^{51, 15} J. Guimaraes da Costa,²⁰
 S.R. Hahn,¹⁵ J.Y. Han,⁴⁴ F. Happacher,¹⁷ K. Hara,⁴⁹ M. Hare,⁵⁰ R.F. Harr,⁵³ T. Harrington-Taber^{m, 15}
 K. Hatakeyama,⁵ C. Hays,³⁸ J. Heinrich,⁴⁰ M. Herndon,⁵⁴ A. Hocker,¹⁵ Z. Hong,⁴⁷ W. Hopkins^{f, 15} S. Hou,¹
 R.E. Hughes,³⁵ U. Husemann,⁵⁵ M. Hussein^{aa, 32} J. Huston,³² G. Introzzi^{nnoo, 41} M. Iori^{pp, 46} A. Ivanov^{o, 7}
 E. James,¹⁵ D. Jang,¹⁰ B. Jayatilaka,¹⁵ E.J. Jeon,²⁵ S. Jindariani,¹⁵ M. Jones,⁴³ K.K. Joo,²⁵ S.Y. Jun,¹⁰
 T.R. Junk,¹⁵ M. Kambeitz,²⁴ T. Kamon,^{25, 47} P.E. Karchin,⁵³ A. Kashi,⁵ Y. Kato^{n, 37} W. Ketchum^{gg, 11} J. Keung,⁴⁰
 B. Kilminster^{cc, 15} D.H. Kim,²⁵ H.S. Kim,²⁵ J.E. Kim,²⁵ M.J. Kim,¹⁷ S.H. Kim,⁴⁹ S.B. Kim,²⁵ Y.J. Kim,²⁵
 Y.K. Kim,¹¹ N. Kimura,⁵² M. Kirby,¹⁵ K. Knoepfel,¹⁵ K. Kondo,^{52, *} D.J. Kong,²⁵ J. Konigsberg,¹⁶ A.V. Kotwal,¹⁴
 M. Kreps,²⁴ J. Kroll,⁴⁰ M. Kruse,¹⁴ T. Kuhr,²⁴ M. Kurata,⁴⁹ A.T. Laasanen,⁴³ S. Lammel,¹⁵ M. Lancaster,²⁸
 K. Lannon^{w, 35} G. Latino^{ll, 41} H.S. Lee,²⁵ J.S. Lee,²⁵ S. Leo,⁴¹ S. Leone,⁴¹ J.D. Lewis,¹⁵ A. Limosani^{r, 14}
 E. Lipeles,⁴⁰ A. Lister^{a, 18} H. Liu,⁵¹ Q. Liu,⁴³ T. Liu,¹⁵ S. Lockwitz,⁵⁵ A. Loginov,⁵⁵ D. Lucchesi^{jj, 39} A. Lucà,¹⁷
 J. Lueck,²⁴ P. Lujan,²⁶ P. Lukens,¹⁵ G. Lungu,⁴⁵ J. Lys,²⁶ R. Lysak^{d, 12} R. Madrak,¹⁵ P. Maestro^{ll, 41} S. Malik,⁴⁵
 G. Manca^{b, 27} A. Manousakis-Katsikakis,³ L. Marchese^{hh, 6} F. Margaroli,⁴⁶ P. Marino^{mm, 41} K. Matera,²²
 M.E. Mattson,⁵³ A. Mazzacane,¹⁵ P. Mazzanti,⁶ R. McNulty^{i, 27} A. Mehta,²⁷ P. Mehtala,²¹ C. Mesropian,⁴⁵
 T. Miao,¹⁵ D. Mietlicki,³¹ A. Mitra,¹ H. Miyake,⁴⁹ S. Moed,¹⁵ N. Moggi,⁶ C.S. Moon^{y, 15} R. Moore^{ddcc, 15}
 M.J. Morello^{mm, 41} A. Mukherjee,¹⁵ Th. Muller,²⁴ P. Murat,¹⁵ M. Mussini^{ii, 6} J. Nachtman^{m, 15} Y. Nagai,⁴⁹
 J. Naganoma,⁵² I. Nakano,³⁶ A. Napier,⁵⁰ J. Nett,⁴⁷ C. Neu,⁵¹ T. Nigmanov,⁴² L. Nodulman,² S.Y. Noh,²⁵
 O. Norriella,²² L. Oakes,³⁸ S.H. Oh,¹⁴ Y.D. Oh,²⁵ I. Oksuzian,⁵¹ T. Okusawa,³⁷ R. Orava,²¹ L. Ortolan,⁴
 C. Pagliarone,⁴⁸ E. Palencia^{e, 9} P. Palni,³⁴ V. Papadimitriou,¹⁵ W. Parker,⁵⁴ G. Pauletta^{qrrr, 48} M. Paulini,¹⁰
 C. Paus,³⁰ T.J. Phillips,¹⁴ E. Pianori,⁴⁰ J. Pilot,⁷ K. Pitts,²² C. Plager,⁸ L. Pondrom,⁵⁴ S. Poprocki^{f, 15}
 K. Potamianos,²⁶ A. Pranko,²⁶ F. Prokoshin^{z, 13} F. Ptohos^{g, 17} G. Punzi^{kk, 41} I. Redondo Fernández,²⁹ P. Renton,³⁸
 M. Rescigno,⁴⁶ F. Rimondi,^{6, *} L. Ristori,^{41, 15} A. Robson,¹⁹ T. Rodriguez,⁴⁰ S. Rolli^{h, 50} M. Ronzani^{kk, 41}
 R. Roser,¹⁵ J.L. Rosner,¹¹ F. Ruffini^{ll, 41} A. Ruiz,⁹ J. Russ,¹⁰ V. Rusu,¹⁵ W.K. Sakumoto,⁴⁴ Y. Sakurai,⁵²
 L. Santi^{qrrr, 48} K. Sato,⁴⁹ V. Saveliev^{u, 15} A. Savoy-Navarro^{y, 15} P. Schlabach,¹⁵ E.E. Schmidt,¹⁵ T. Schwarz,³¹
 L. Scodellaro,⁹ F. Scuri,⁴¹ S. Seidel,³⁴ Y. Seiya,³⁷ A. Semenov,¹³ F. Sforza^{kk, 41} S.Z. Shalhout,⁷ T. Shears,²⁷
 P.F. Shepard,⁴² M. Shimojima^{t, 49} M. Shochet,¹¹ I. Shreyber-Tecker,³³ A. Simonenko,¹³ K. Sliwa,⁵⁰ J.R. Smith,⁷
 F.D. Snider,¹⁵ H. Song,⁴² V. Sorin,⁴ R. St. Denis,^{19, *} M. Stancari,¹⁵ D. Stentz^{v, 15} J. Strologas,³⁴ Y. Sudo,⁴⁹
 A. Sukhanov,¹⁵ I. Suslov,¹³ K. Takemasa,⁴⁹ Y. Takeuchi,⁴⁹ J. Tang,¹¹ M. Tecchio,³¹ P.K. Teng,¹ J. Thom^{f, 15}
 E. Thomson,⁴⁰ V. Thukral,⁴⁷ D. Toback,⁴⁷ S. Tokar,¹² K. Tollefson,³² T. Tomura,⁴⁹ D. Tonelli^{e, 15} S. Torre,¹⁷

D. Torretta,¹⁵ P. Totaro,³⁹ M. Trovato^{mm, 41} F. Ukegawa,⁴⁹ S. Uozumi,²⁵ F. Vázquez^{l, 16} G. Velev,¹⁵ C. Vellidis,¹⁵ C. Vernieri^{mm, 41} M. Vidal,⁴³ R. Vilar,⁹ J. Vizán^{bb, 9} M. Vogel,³⁴ G. Volpi,¹⁷ P. Wagner,⁴⁰ R. Wallny^{j, 15} S.M. Wang,¹ D. Waters,²⁸ W.C. Wester III,¹⁵ D. Whiteson^{c, 40} A.B. Wicklund,² S. Wilbur,⁷ H.H. Williams,⁴⁰ J.S. Wilson,³¹ P. Wilson,¹⁵ B.L. Winer,³⁵ P. Wittich^{f, 15} S. Wolbers,¹⁵ H. Wolfe,³⁵ T. Wright,³¹ X. Wu,¹⁸ Z. Wu,⁵ K. Yamamoto,³⁷ D. Yamato,³⁷ T. Yang,¹⁵ U.K. Yang,²⁵ Y.C. Yang,²⁵ W.-M. Yao,²⁶ G.P. Yeh,¹⁵ K. Yi^{m, 15} J. Yoh,¹⁵ K. Yorita,⁵² T. Yoshida^{k, 37} G.B. Yu,¹⁴ I. Yu,²⁵ A.M. Zanetti,⁴⁸ Y. Zeng,¹⁴ C. Zhou,¹⁴ and S. Zucchelliⁱⁱ⁶

(CDF Collaboration)[†]

¹*Institute of Physics, Academia Sinica, Taipei, Taiwan 11529, Republic of China*

²*Argonne National Laboratory, Argonne, Illinois 60439, USA*

³*University of Athens, 157 71 Athens, Greece*

⁴*Institut de Física d'Altes Energies, ICREA, Universitat Autònoma de Barcelona, E-08193, Bellaterra (Barcelona), Spain*

⁵*Baylor University, Waco, Texas 76798, USA*

⁶*Istituto Nazionale di Fisica Nucleare Bologna, ⁱⁱUniversity of Bologna, I-40127 Bologna, Italy*

⁷*University of California, Davis, Davis, California 95616, USA*

⁸*University of California, Los Angeles, Los Angeles, California 90024, USA*

⁹*Instituto de Física de Cantabria, CSIC-University of Cantabria, 39005 Santander, Spain*

¹⁰*Carnegie Mellon University, Pittsburgh, Pennsylvania 15213, USA*

¹¹*Enrico Fermi Institute, University of Chicago, Chicago, Illinois 60637, USA*

¹²*Comenius University, 842 48 Bratislava, Slovakia; Institute of Experimental Physics, 040 01 Kosice, Slovakia*

¹³*Joint Institute for Nuclear Research, RU-141980 Dubna, Russia*

¹⁴*Duke University, Durham, North Carolina 27708, USA*

¹⁵*Fermi National Accelerator Laboratory, Batavia, Illinois 60510, USA*

¹⁶*University of Florida, Gainesville, Florida 32611, USA*

¹⁷*Laboratori Nazionali di Frascati, Istituto Nazionale di Fisica Nucleare, I-00044 Frascati, Italy*

¹⁸*University of Geneva, CH-1211 Geneva 4, Switzerland*

¹⁹*Glasgow University, Glasgow G12 8QQ, United Kingdom*

²⁰*Harvard University, Cambridge, Massachusetts 02138, USA*

²¹*Division of High Energy Physics, Department of Physics, University of Helsinki, FIN-00014, Helsinki, Finland; Helsinki Institute of Physics, FIN-00014, Helsinki, Finland*

²²*University of Illinois, Urbana, Illinois 61801, USA*

²³*The Johns Hopkins University, Baltimore, Maryland 21218, USA*

²⁴*Institut für Experimentelle Kernphysik, Karlsruhe Institute of Technology, D-76131 Karlsruhe, Germany*

²⁵*Center for High Energy Physics: Kyungpook National University,*

Daegu 702-701, Korea; Seoul National University, Seoul 151-742,

Korea; Sungkyunkwan University, Suwon 440-746,

Korea; Korea Institute of Science and Technology Information,

Daejeon 305-806, Korea; Chonnam National University,

Gwangju 500-757, Korea; Chonbuk National University, Jeonju 561-756,

Korea; Ewha Womans University, Seoul, 120-750, Korea

²⁶*Ernest Orlando Lawrence Berkeley National Laboratory, Berkeley, California 94720, USA*

²⁷*University of Liverpool, Liverpool L69 7ZE, United Kingdom*

²⁸*University College London, London WC1E 6BT, United Kingdom*

²⁹*Centro de Investigaciones Energeticas Medioambientales y Tecnológicas, E-28040 Madrid, Spain*

³⁰*Massachusetts Institute of Technology, Cambridge, Massachusetts 02139, USA*

³¹*University of Michigan, Ann Arbor, Michigan 48109, USA*

³²*Michigan State University, East Lansing, Michigan 48824, USA*

³³*Institution for Theoretical and Experimental Physics, ITEP, Moscow 117259, Russia*

³⁴*University of New Mexico, Albuquerque, New Mexico 87131, USA*

³⁵*The Ohio State University, Columbus, Ohio 43210, USA*

³⁶*Okayama University, Okayama 700-8530, Japan*

³⁷*Osaka City University, Osaka 558-8585, Japan*

³⁸*University of Oxford, Oxford OX1 3RH, United Kingdom*

³⁹*Istituto Nazionale di Fisica Nucleare, Sezione di Padova, ^{jj}University of Padova, I-35131 Padova, Italy*

⁴⁰*University of Pennsylvania, Philadelphia, Pennsylvania 19104, USA*

⁴¹*Istituto Nazionale di Fisica Nucleare Pisa, ^{kk}University of Pisa,*

^{ll}University of Siena, ^{mm}Scuola Normale Superiore,

I-56127 Pisa, Italy, ⁿⁿINFN Pavia, I-27100 Pavia,

Italy, ^{oo}University of Pavia, I-27100 Pavia, Italy

⁴²*University of Pittsburgh, Pittsburgh, Pennsylvania 15260, USA*

⁴³*Purdue University, West Lafayette, Indiana 47907, USA*

⁴⁴*University of Rochester, Rochester, New York 14627, USA*

⁴⁵*The Rockefeller University, New York, New York 10065, USA*

⁴⁶*Istituto Nazionale di Fisica Nucleare, Sezione di Roma 1,
PP Sapienza Università di Roma, I-00185 Roma, Italy*

⁴⁷*Mitchell Institute for Fundamental Physics and Astronomy,
Texas A&M University, College Station, Texas 77843, USA*

⁴⁸*Istituto Nazionale di Fisica Nucleare Trieste, ⁴⁹Gruppo Collegato di Udine,*

^{rr}University of Udine, I-33100 Udine, Italy, ^{ss}University of Trieste, I-34127 Trieste, Italy

⁴⁹*University of Tsukuba, Tsukuba, Ibaraki 305, Japan*

⁵⁰*Tufts University, Medford, Massachusetts 02155, USA*

⁵¹*University of Virginia, Charlottesville, Virginia 22906, USA*

⁵²*Waseda University, Tokyo 169, Japan*

⁵³*Wayne State University, Detroit, Michigan 48201, USA*

⁵⁴*University of Wisconsin, Madison, Wisconsin 53706, USA*

⁵⁵*Yale University, New Haven, Connecticut 06520, USA*

(Dated: July 16, 2014)

We report a measurement of single top quark production in proton-antiproton collisions at a center-of-mass energy of $\sqrt{s} = 1.96$ TeV using a data set corresponding to 7.5 fb^{-1} of integrated luminosity collected by the Collider Detector at Fermilab. We select events consistent with the single top quark decay process $t \rightarrow Wb \rightarrow \ell\nu b$ by requiring the presence of an electron or muon, a large imbalance of transverse momentum indicating the presence of a neutrino, and two or three jets including at least one originating from a bottom quark. An artificial neural network is used to discriminate the signal from backgrounds. We measure a single top quark production cross section of $3.04_{-0.53}^{+0.57}$ pb and set a lower limit on the magnitude of the coupling between the top quark and bottom quark $|V_{tb}| > 0.78$ at the 95% credibility level.

PACS numbers: 14.65.Ha, 12.15.Ji, 13.85.Qk, 12.15.Hh

In the standard model (SM) of fundamental interactions, top quarks are produced in hadron collisions primarily as top-antitop ($t\bar{t}$) pairs via the strong interaction. The top quark was first observed in this production mode in 1995 [1]. The top quark is also produced singly via weak charged-current interactions. At the Fermilab Tevatron proton-antiproton ($p\bar{p}$) collider, single top quark production proceeds via the exchange of a virtual W boson in the t channel, via the decay of an intermediate W boson in the s channel, or in association with a W boson (Wt) [2]. The respective SM production cross sections at the Tevatron, calculated at approximate next-to-next-to-leading-order (NNLO) accuracy in the strong coupling α_s , are $\sigma_t \approx 2.10$ pb [3], $\sigma_s \approx 1.06$ pb [4], and $\sigma_{Wt} \approx 0.25$ pb [5] for a top quark mass of $172.5 \text{ GeV}/c^2$.

The measurement of the single top quark production cross section provides a test of the SM via a direct determination of the magnitude of the Cabibbo-Kobayashi-Maskawa (CKM) [6] matrix element $|V_{tb}|$, as the cross section is proportional to $|V_{tb}|^2$. The strength of the coupling $|V_{tb}|$ governs the decay rate of the top quark and its decay width into Wb . As this measurement assumes only that $|V_{tb}|^2 \gg |V_{ts}|^2 + |V_{td}|^2$ and does not rely on an assumption about the unitarity of the CKM matrix, it can constrain various extensions of the SM, namely models with fourth-generation quarks, models with flavor-changing neutral currents, and other phenomena not predicted by the SM [7].

Single top quark production in the combined $s + t$ channels was first observed independently by the CDF and D0 experiments in 2009 [8, 9]. The D0 collaboration updated its measurement in 2011 [10] and reported

the observation of single top quark production in the t channel [11]. The ATLAS and CMS experiments at the Large Hadron Collider (LHC) reported measurements of single top quark production in the t channel in 2012 [12]. More recently, these experiments presented evidence of single top quark production via the Wt process [13], and CMS very recently reported the observation of single top quark production via this process [14]. In addition, the CDF and D0 experiments separately reported evidence for s -channel production [15] and jointly reported the observation of s -channel single top quark production in 2014 [16]. The s -channel process is difficult to observe at the LHC due to the small signal-to-background ratio.

In this Letter we report precise measurements of the single top quark production cross section for (i) the sum of the s -channel, t -channel, and Wt processes, (ii) the s -channel process alone, and (iii) the sum of the t -channel and Wt processes, using more than twice the data of the previous CDF measurement [8, 17]. Using the measured single top quark cross section for the sum of s -channel, t -channel, and Wt processes, we also set a lower limit on the coupling $|V_{tb}|$. The data sample was collected at the Tevatron at a center-of-mass energy of $\sqrt{s} = 1.96$ TeV. The data sample corresponds to an integrated luminosity of 7.5 fb^{-1} collected with the CDF II detector, which includes a solenoidal magnetic spectrometer surrounded by projective-geometry sampling calorimeters and muon detectors [18].

Since the magnitude of the top-bottom quark coupling is much larger than that of the top-down and top-strange quark couplings, we assume that every top quark decays into a W boson and a bottom (b) quark. We identify sin-

gle top quark candidates by searching for the decay of a W boson to a neutrino and either an electron (e) or muon (μ). Candidate events are required to have an e or μ with large transverse momentum p_T [19], a large imbalance in the event's total transverse momentum (missing energy) \cancel{E}_T [20] indicating a neutrino, and two or three hadronic jets.

Events are collected by three sequential levels of online selection requirements (triggers). We include events collected by high- p_T lepton triggers, where the candidate e (μ) has $E_T(p_T) > 20$ GeV (18 GeV/ c) and pseudorapidity $|\eta| < 1.0$ [19]. We also utilize novel triggers that require either $\cancel{E}_T > 35$ GeV plus two jets or $\cancel{E}_T > 45$ GeV, which increase the acceptance by adding new types of identified muon candidates [17]. Based on the type of lepton identified, events are grouped into two mutually exclusive categories called the tight lepton category and the extended muon category.

The final event selection requires a single isolated charged lepton with $|\eta| < 1.6$ and $p_T > 20$ GeV/ c , consistent with the leptonic decay of a W boson. After correcting \cancel{E}_T for the presence of jets and muons in the event, we require $\cancel{E}_T > 25$ GeV to reduce the background from multijet events that do not contain a W boson, referred to as the non- W background. Jets are reconstructed using a fixed-cone algorithm [21] with radius $\Delta R = 0.4$ in η - ϕ space [22]. We select events with either two or three jets having $E_T > 20$ GeV and $|\eta| < 2.8$. In order to improve the separation of signal from background, at least one of the jets must be identified as originating from a b quark (“ b -tagged”) using the SECVTX algorithm [23].

Backgrounds that mimic the single top quark signal originate from events in which a W boson is produced in association with one or more heavy-flavor jets ($W + HF$), events with light-flavor jets that are mistakenly b -tagged ($W + LF$), multijet (non- W) events, $t\bar{t}$ events, diboson (WW , WZ , ZZ) events, and events with a Z boson and jets. In addition to the \cancel{E}_T requirement, we further reduce the non- W background by using a dedicated selection that exploits the W boson transverse mass M_T^W [24] and the missing transverse energy significance [17]. Events with a reconstructed muon in the tight lepton category are required to have $M_T^W > 10$ GeV/ c^2 , while the remaining muon events and events triggered by an electron must have $M_T^W > 20$ GeV/ c^2 .

Backgrounds are estimated using both data-driven algorithms and simulated data from Monte Carlo (MC) samples [17]. The diboson and $t\bar{t}$ processes are modeled using PYTHIA [25], and the production of a W or Z boson associated with jets is modeled using ALPGEN [26]. The single top quark signal is modeled using POWHEG [27] at next-to-leading-order (NLO) accuracy in α_s . This measurement uses a NLO generator for the first time to model s - and t -channel single top quark production with the proper inclusion of the Wt contribution [28]. A top quark mass of 172.5 GeV/ c^2

is assumed, which is fully consistent with recent measurements [29]. Each of the event generators uses the CTEQ5L parton distribution functions [30] as input except for POWHEG, which uses the CTEQ6.1 parton distribution functions [31]. Parton showering and hadronization is simulated using PYTHIA tuned to underlying event data from the Tevatron [32]. The CDF II detector response is modeled using GEANT3 [33].

The probability for a light-flavor jet to be mistakenly b -tagged is estimated using a mistag matrix extracted from data control samples and parametrized as a function of the jet and event properties [17]. The kinematic properties of non- W events are determined using data samples obtained with less stringent requirements applied to lepton identification and isolation. The sample of events prior to b -tagging, referred to as the pretag sample, is dominated by non- W and $W +$ jets events. As non- W events typically have smaller \cancel{E}_T than W boson events, the normalization for both non- W and $W +$ jets events is determined by fitting the \cancel{E}_T distribution with the $\cancel{E}_T > 25$ GeV requirement removed.

Table I shows the expected sample composition for events with either two or three jets and either one or two b tags, corresponding to a total of four statistically independent signal regions. Events originating from s -channel single top quark production frequently populate the two-tag signal region, while t -channel and Wt events predominantly populate the one-tag signal region.

The number of expected signal events is much smaller than the uncertainty on the predicted background, and further separation of signal and background is required. We use artificial neural networks (NN) [34] to separate signal events from background events. Two dedicated NNs are used for each of the four signal regions, one for each of the two lepton categories. A number of kinematic variables are studied, and the most significant for distinguishing signal from background are used as inputs to build the NN discriminants. Although the NN inputs with the greatest discriminating power vary for the four signal regions, examples of the best inputs include $Q \times \eta$, the product of the charge of the electron or muon and the pseudorapidity of the light-quark jet, and $M_{\ell\nu b}$, the reconstructed top quark mass based on the electron or muon, the reconstructed neutrino, and the b -tagged jet. Descriptions of the variables and the full optimization procedure can be found in Ref. [17].

In order to maximize signal sensitivity, the NN discriminant is trained using only s -channel events as signal in the two-jet, two-tag signal region. In the remaining jet and tag signal regions, the NN is trained assuming only t -channel events as signal. To further improve the precision of the cross section measurement, we use training samples that contain additional events in which the jet energy scale, renormalization scale, and factorization scale are varied within their systematic uncertainties. Simulations predict that this new procedure improves the accuracy

TABLE I. Predicted and observed number of events in four statistically independent signal regions, which consist of W boson events with either two or three jets, each with either one or two b tags. The uncertainties on the predictions include statistical and systematic contributions from simulated samples and data-driven algorithms, as described in the text.

Process	$W + 2$ jets, 1 tag	$W + 3$ jets, 1 tag	$W + 2$ jets, 2 tags	$W + 3$ jets, 2 tags
$t\bar{t}$	474 ± 49	1067 ± 109	98 ± 14	284 ± 42
WW	148 ± 21	48 ± 7	1.1 ± 0.3	1.2 ± 0.3
WZ	53 ± 6	14 ± 2	8.8 ± 1.3	2.4 ± 0.4
ZZ	1.7 ± 0.2	0.7 ± 0.1	0.3 ± 0.0	0.1 ± 0.0
$Z + \text{jets}$	118 ± 15	46 ± 6	4.8 ± 0.7	2.7 ± 0.4
$W + b\bar{b}$	1452 ± 437	434 ± 131	183 ± 56	65 ± 20
$W + c\bar{c}$	766 ± 233	254 ± 77	10 ± 3	7 ± 2
$W + cj$	583 ± 177	128 ± 39	7.8 ± 2.4	3.5 ± 1.1
$W + LF$	1459 ± 148	433 ± 47	7.4 ± 1.5	5.4 ± 1.1
non- W	316 ± 126	141 ± 57	6.8 ± 3.5	3.4 ± 3.2
t channel	193 ± 25	84 ± 11	6 ± 1	15 ± 2
s channel	128 ± 11	43 ± 4	32 ± 4	12 ± 2
Wt	16 ± 4	26 ± 7	0.7 ± 0.2	2.3 ± 0.6
Total prediction	5707 ± 877	2719 ± 293	367 ± 66	403 ± 53
Observed	5533	2432	335	355

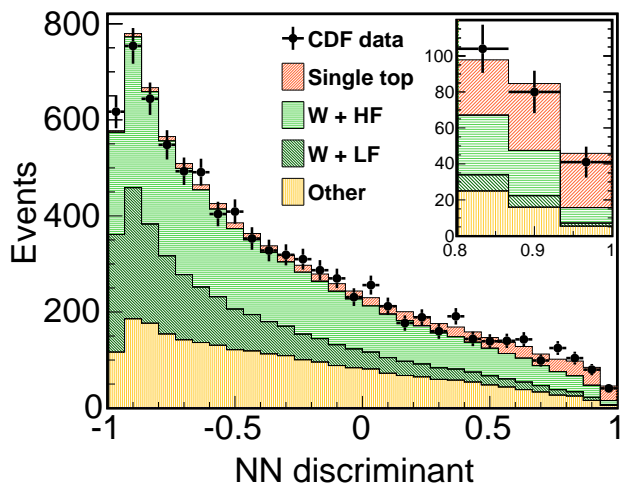


FIG. 1. Comparison of the data with the sum of the predictions of the NN output for the combined two-jet and three-jet signal regions. The inset shows a magnification of the region for which the NN discriminant ranges from 0.8 to 1.0, where the single top quark contribution is larger.

of the final cross section measurement by approximately 3% [28].

The measurement of the single top quark cross section requires substantial input from theoretical models, Monte Carlo simulations, and extrapolations from control samples in data. We assign systematic uncertainties to the predictions and we investigate the effects of these uncertainties on the measured cross section. Three different classes of uncertainty are considered: the uncer-

tainty in the predicted rates of signal and background processes, the uncertainty in the shapes of the distributions of the discriminant variables, and the uncertainty arising from the simulated sample size in each bin of each discriminant distribution. In the $W + 2$ jet pretag sample, discrepancies between data and the MC predictions are visible in certain regions of distributions such as jet η and $\Delta R(\vec{j}_1, \vec{j}_2) = \sqrt{(\Delta\eta)^2 + (\Delta\phi)^2}$, where \vec{j}_1 and \vec{j}_2 are the momentum vectors of the two most energetic jets [17]. The inaccurate modeling of the distribution of jet η has a potentially significant impact on the analysis because the variable $Q \times \eta$ is an important input to the NN. We determine that the mismodeling is mainly due to $W + LF$ events, and we account for the systematic uncertainty of the mismodeling by creating a modified $W + LF$ background template in which events are reweighted to match pretag data in the jet E_T , jet η , and $\Delta\phi(\vec{j}_1, \vec{j}_2)$ distributions [28]. The weighting factor ranges up to 1.4 for events with jets at large $|\eta|$. The modified template from the reweighted $W + LF$ sample is used to obtain a one-sided systematic uncertainty. All of the systematic uncertainties considered are thoroughly discussed in Ref. [17].

The NN output distribution of the combined two-jet and three-jet signal regions is shown in Fig. 1. The predicted output distributions of s -channel, t -channel, and Wt events are combined into one signal distribution, with proportions based on the SM predictions. The measurement of the single top quark cross section is performed using a maximum likelihood fit to the binned NN output distributions of the statistically independent bins. We assume a uniform prior probability density for all non-negative values of the cross section and integrate the posterior probability density over the parameters of effects

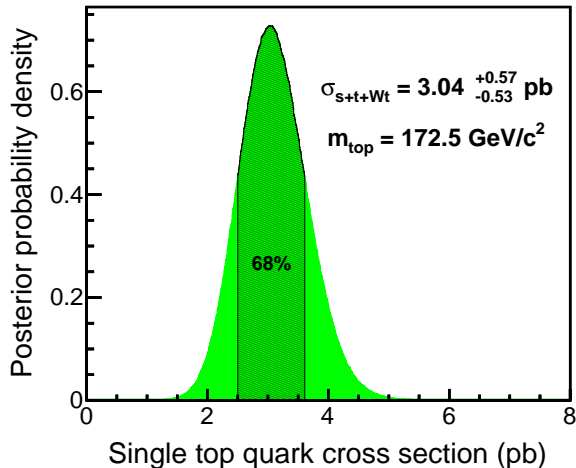


FIG. 2. Distribution of the posterior probability density of the cross section measurement calculated with the NN discriminant histograms as inputs.

associated with all sources of systematic uncertainties, parametrized using Gaussian prior-density distributions truncated to avoid negative probabilities.

We measure the total cross section of single top quark production σ_{s+t+Wt} , assuming the SM ratio among the s -channel, t -channel, and Wt production rates. The posterior distribution is shown in Fig. 2. From this distribution, we extract a cross section of $\sigma_{s+t+Wt} = 3.04^{+0.57}_{-0.53}$ pb, assuming a top quark mass of $172.5 \text{ GeV}/c^2$.

To extract $|V_{tb}|$, we use the direct proportionality between the production cross section σ_{s+t+Wt} and $|V_{tb}|^2$ [35]. We take the constant of proportionality to be the ratio between the SM prediction for the cross section 3.40 ± 0.36 pb [3–5] and the nearly unit value of $|V_{tb}|^2$ obtained in the SM assuming the CKM hierarchy. Under the assumption that the top quark decays to a W boson and b quark 100% of the time ($|V_{tb}|^2 \gg |V_{ts}|^2 + |V_{td}|^2$), we obtain a 95% Bayesian credibility level lower limit of $|V_{tb}| > 0.78$ and extract $|V_{tb}| = 0.95 \pm 0.09$ (stat + syst) ± 0.05 (theory).

To extract the single top quark cross sections for s -channel production and t -channel + Wt production separately, we assume a uniform prior-probability density distribution in the two-dimensional plane $(\sigma_s, \sigma_{t+Wt})$ and determine the cross sections that maximize the posterior-probability density distribution. The t -channel and Wt process are combined as they share the same final-state topology. We study the sensitivity of the resulting fit to the relative contribution of the t -channel and Wt processes (where the Wt contribution is taken to be approximately 10%) and find it to be negligible. The best-fit cross sections correspond to $\sigma_s = 1.81^{+0.63}_{-0.58}$ pb and

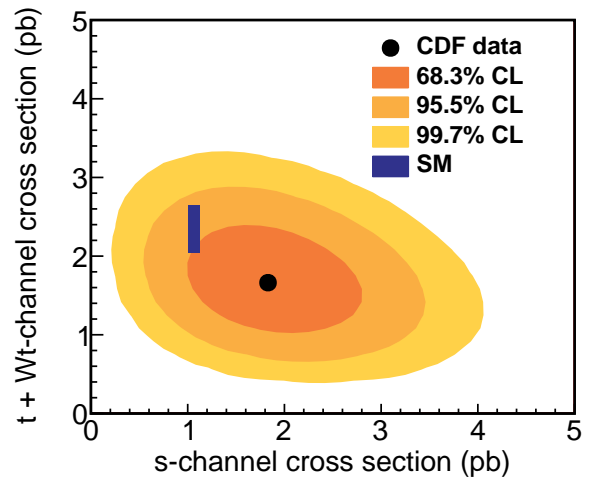


FIG. 3. Results of the two-dimensional fit for σ_s and σ_{t+Wt} . The black circle shows the best-fit value, and the 68.3%, 95.5%, and 99.7% credibility regions are shown as shaded areas. The standard model (SM) predictions are also indicated with their theoretical uncertainties.

$\sigma_{t+Wt} = 1.66^{+0.53}_{-0.47}$ pb, with a correlation factor of -24.3% . The uncertainties on these measurements are correlated because signal from both the s -channel and t -channel + Wt processes populate the signal-like bins of each of our discriminant variables. Regions of 68.3%, 95.5%, and 99.7% credibility are derived by evaluating the smallest region in area that contains the corresponding fractional integrals of the posterior-probability density distribution. The best-fit values, the credibility regions, and the SM predictions are shown in Fig. 3. These measurements are fully compatible with the SM predictions of $\sigma_s = 1.06 \pm 0.06$ pb and $\sigma_{t+Wt} = 2.34 \pm 0.30$ pb [3–5].

In conclusion, we study single top quark production in the $W + \text{jets}$ final state using $p\bar{p}$ collision data collected by the CDF experiment, corresponding to 7.5 fb^{-1} of integrated luminosity. We measure a single top quark cross section for the combined s -channel + t -channel + Wt processes of $3.04^{+0.57}_{-0.53}$ pb and we set a lower limit $|V_{tb}| > 0.78$ at the 95% credibility level, assuming $m_t = 172.5 \text{ GeV}/c^2$. Using a two-dimensional fit for σ_s and σ_{t+Wt} , we obtain $\sigma_s = 1.81^{+0.63}_{-0.58}$ pb and $\sigma_{t+Wt} = 1.66^{+0.53}_{-0.47}$ pb. All of the measurements are consistent with SM predictions, and the lower limit on $|V_{tb}|$ places improved bounds on various extensions of the SM and new phenomena.

We thank the Fermilab staff and the technical staffs of the participating institutions for their vital contributions. This work was supported by the U.S. Department of Energy and National Science Foundation; the Italian Istituto Nazionale di Fisica Nucleare; the Ministry of Education, Culture, Sports, Science and Technology of

Japan; the Natural Sciences and Engineering Research Council of Canada; the National Science Council of the Republic of China; the Swiss National Science Foundation; the A.P. Sloan Foundation; the Bundesministerium für Bildung und Forschung, Germany; the Korean World Class University Program, the National Research Foundation of Korea; the Science and Technology Facilities Council and the Royal Society, United Kingdom; the Russian Foundation for Basic Research; the Ministerio de Ciencia e Innovación, and Programa Consolider-Ingenio 2010, Spain; the Slovak R&D Agency; the Academy of Sciences of the Czech Republic, 182 21, Czech Republic, ^cCERN, CH-1211 Geneva, Switzerland, ^fCornell University, Ithaca, NY 14853, USA, ^gUniversity of Cyprus, Nicosia CY-1678, Cyprus, ^hOffice of Science, U.S. Department of Energy, Washington, DC 20585, USA, ⁱUniversity College Dublin, Dublin 4, Ireland, ^jETH, 8092 Zürich, Switzerland, ^kUniversity of Fukui, Fukui City, Fukui Prefecture, Japan 910-0017, ^lUniversidad Iberoamericana, Lomas de Santa Fe, México, C.P. 01219, Distrito Federal, ^mUniversity of Iowa, Iowa City, IA 52242, USA, ⁿKinki University, Higashi-Osaka City, Japan 577-8502, ^oKansas State University, Manhattan, KS 66506, USA, ^pBrookhaven National Laboratory, Upton, NY 11973, USA, ^qQueen Mary, University of London, London, E1 4NS, United Kingdom, ^rUniversity of Melbourne, Victoria 3010, Australia, ^sMuons, Inc., Batavia, IL 60510, USA, ^tNagasaki Institute of Applied Science, Nagasaki 851-0193, Japan, ^uNational Research Nuclear University, Moscow 115409, Russia, ^vNorthwestern University, Evanston, IL 60208, USA, ^wUniversity of Notre Dame, Notre Dame, IN 46556, USA, ^xUniversidad de Oviedo, E-33007 Oviedo, Spain, ^yCNRS-IN2P3, Paris, F-75205 France, ^zUniversidad Tecnica Federico Santa Maria, 110v Valparaiso, Chile, ^{aa}The University of Jordan, Amman 11942, Jordan, ^{bb}Universite catholique de Louvain, 1348 Louvain-La-Neuve, Belgium, ^{cc}University of Zürich, 8006 Zürich, Switzerland, ^{dd}Massachusetts General Hospital, Boston, MA 02114 USA, ^{ee}Harvard Medical School, Boston, MA 02114 USA, ^{ff}Hampton University, Hampton, VA 23668, USA, ^{gg}Los Alamos National Laboratory, Los Alamos, NM 87544, USA, ^{hh}Università degli Studi di Napoli Federico I, I-80138 Napoli, Italy

* Deceased

† With visitors from ^aUniversity of British Columbia, Vancouver, BC V6T 1Z1, Canada, ^bIstituto Nazionale di Fisica Nucleare, Sezione di Cagliari, 09042 Monserrato (Cagliari), Italy, ^cUniversity of California Irvine, Irvine, CA 92697, USA, ^dInstitute of Physics, Academy of Sciences of the Czech Republic, 182 21, Czech Republic, ^eCERN, CH-1211 Geneva, Switzerland, ^fCornell University, Ithaca, NY 14853, USA, ^gUniversity of Cyprus, Nicosia CY-1678, Cyprus, ^hOffice of Science, U.S. Department of Energy, Washington, DC 20585, USA, ⁱUniversity College Dublin, Dublin 4, Ireland, ^jETH, 8092 Zürich, Switzerland, ^kUniversity of Fukui, Fukui City, Fukui Prefecture, Japan 910-0017, ^lUniversidad Iberoamericana, Lomas de Santa Fe, México, C.P. 01219, Distrito Federal, ^mUniversity of Iowa, Iowa City, IA 52242, USA, ⁿKinki University, Higashi-Osaka City, Japan 577-8502, ^oKansas State University, Manhattan, KS 66506, USA, ^pBrookhaven National Laboratory, Upton, NY 11973, USA, ^qQueen Mary, University of London, London, E1 4NS, United Kingdom, ^rUniversity of Melbourne, Victoria 3010, Australia, ^sMuons, Inc., Batavia, IL 60510, USA, ^tNagasaki Institute of Applied Science, Nagasaki 851-0193, Japan, ^uNational Research Nuclear University, Moscow 115409, Russia, ^vNorthwestern University, Evanston, IL 60208, USA, ^wUniversity of Notre Dame, Notre Dame, IN 46556, USA, ^xUniversidad de Oviedo, E-33007 Oviedo, Spain, ^yCNRS-IN2P3, Paris, F-75205 France, ^zUniversidad Tecnica Federico Santa Maria, 110v Valparaiso, Chile, ^{aa}The University of Jordan, Amman 11942, Jordan, ^{bb}Universite catholique de Louvain, 1348 Louvain-La-Neuve, Belgium, ^{cc}University of Zürich, 8006 Zürich, Switzerland, ^{dd}Massachusetts General Hospital, Boston, MA 02114 USA, ^{ee}Harvard Medical School, Boston, MA 02114 USA, ^{ff}Hampton University, Hampton, VA 23668, USA, ^{gg}Los Alamos National Laboratory, Los Alamos, NM 87544, USA, ^{hh}Università degli Studi di Napoli Federico I, I-80138 Napoli, Italy

- [1] F. Abe *et al.* (CDF Collaboration), *Phys. Rev. Lett.* **74**, 2626 (1995); S. Abachi *et al.* (D0 Collaboration), *Phys. Rev. Lett.* **74**, 2632 (1995).
 [2] When referring to single top quark processes, we implicitly

include the charge-conjugate modes.

- [3] N. Kidonakis, *Phys. Rev. D* **83**, 091503 (2011).
 [4] N. Kidonakis, *Phys. Rev. D* **81**, 054028 (2010).
 [5] N. Kidonakis, *Phys. Rev. D* **82**, 054018 (2010).
 [6] N. Cabibbo, *Phys. Rev. Lett.* **10**, 531 (1963); M. Kobayashi and T. Maskawa, *Prog. Theor. Phys.* **49**, 652 (1973).
 [7] T. M. P. Tait and C.-P. Yuan, *Phys. Rev. D* **63**, 014018 (2000).
 [8] T. Aaltonen *et al.* (CDF Collaboration), *Phys. Rev. Lett.* **103**, 092002 (2009).
 [9] V. M. Abazov *et al.* (D0 Collaboration), *Phys. Rev. Lett.* **103**, 092001 (2009).
 [10] V. M. Abazov *et al.* (D0 Collaboration), *Phys. Rev. D* **84**, 112001 (2011).
 [11] V. M. Abazov *et al.* (D0 Collaboration), *Phys. Lett. B* **705**, 313 (2011).
 [12] S. Chatrchyan *et al.* (CMS Collaboration), *J. High Energy Phys.* **12** (2012) 035; G. Aad *et al.* (ATLAS Collaboration), *Phys. Lett. B* **717**, 330 (2012).
 [13] S. Chatrchyan *et al.* (CMS Collaboration), *Phys. Rev. Lett.* **110**, 022003 (2013); G. Aad *et al.* (ATLAS Collaboration), *Phys. Lett. B* **716**, 142 (2012).
 [14] S. Chatrchyan *et al.* (CMS Collaboration), *Phys. Rev. Lett.* **112**, 231802 (2014).
 [15] T. Aaltonen *et al.* (CDF Collaboration), *Phys. Rev. Lett.* **112**, 231804 (2014); *Phys. Rev. Lett.* **112**, 231805 (2014); V. Abazov *et al.* (D0 Collaboration), *Phys. Lett. B* **726**, 656 (2013).
 [16] T. Aaltonen *et al.* (CDF and D0 Collaborations), *Phys. Rev. Lett.* **112**, 231803 (2014).
 [17] T. Aaltonen *et al.* (CDF Collaboration), *Phys. Rev. D* **82**, 112005 (2010).
 [18] D. Acosta *et al.* (CDF Collaboration), *Phys. Rev. D* **71**, 032001 (2005).
 [19] CDF uses a cylindrical coordinate system where the z axis is along the proton beam direction, ϕ is the azimuthal angle, and θ is the polar angle. Pseudorapidity is $\eta = -\ln(\tan(\theta/2))$. Transverse momentum is $p_T = |p|\sin\theta$ and transverse energy is $E_T = E\sin\theta$.
 [20] The calorimeter missing transverse energy $\vec{\cancel{E}}_T(\text{cal})$ is defined as the sum over calorimeter towers $\vec{\cancel{E}}_T(\text{cal}) = -\sum_i E_T^i \hat{n}_i$, where i is an index over calorimeter towers with $|\eta| < 3.6$, and \hat{n}_i is a unit vector perpendicular to the beam axis and pointing at the i th calorimeter tower. The reconstructed missing energy $\vec{\cancel{E}}_T$ is derived by correcting $\vec{\cancel{E}}_T(\text{cal})$ for muon energy deposition and jet energy adjustments. We define $\cancel{E}_T(\text{cal})$ and \cancel{E}_T to be the scalar magnitudes of $\vec{\cancel{E}}_T(\text{cal})$ and $\vec{\cancel{E}}_T$, respectively.
 [21] A. Bhatti *et al.*, *Nucl. Instrum. Methods Phys. Res. Sect. A* **566**, 375 (2006).
 [22] The distance between the reconstructed trajectories of particles or combinations thereof in the η - ϕ plane is defined as $R = \sqrt{\Delta\eta^2 + \Delta\phi^2}$.
 [23] T. Aaltonen *et al.* (CDF Collaboration), *Phys. Rev. D* **86**, 032011 (2012).
 [24] The W boson transverse mass is defined as $M_T^W = \frac{1}{\sqrt{2}} \sqrt{2E_T^\ell \cancel{E}_T (1 - \cos\phi_{\ell\nu})}$, where E_T^ℓ is the transverse energy of the charged lepton and $\phi_{\ell\nu}$ is the angle between the direction of the charged lepton and the \cancel{E}_T .
 [25] T. Sjöstrand, S. Mrenna, and P. Skands, *J. High Energy Phys.* **05** (2006) 026.

- [26] M. L. Mangano, F. Piccinini, A. D. Polosa, M. Moretti, and R. Pittau, *J. High Energy Phys.* **07** (2003) 001.
- [27] S. Alioli, P. Nason, C. Oleari, and E. Re, *J. High Energy Phys.* **09** (2009) 111; E. Re, *Eur. Phys. J. C* **71**, 1547 (2011).
- [28] Z. Wu, Ph.D. thesis, Baylor University, [Fermilab Report No. **FERMILAB-THESIS-2012-59**, 2012].
- [29] T. Aaltonen *et al.* (CDF and D0 Collaborations), *Phys. Rev. D* **86**, 092003 (2012); ATLAS, CDF, CMS, and D0 Collaborations, [arXiv:1403.4427](https://arxiv.org/abs/1403.4427).
- [30] H. Lai, J. Huston, S. Kuhlmann, J. Morfin, F. Olness, J. Owens, J. Pumplin, and W. Tung, *Eur. Phys. J. C* **12**, 375 (2000).
- [31] D. Stump, J. Huston, J. Pumplin, W.-K. Tung, H.-L. Lai, S. Kuhlmann, and J. F. Owens, *J. High Energy Phys.* **10** (2003) 046.
- [32] T. Aaltonen *et al.* (CDF Collaboration), *Phys. Rev. D* **82**, 034001 (2010).
- [33] R. Brun, F. Carminati, and S. Giani, Technical Report No. CERN-W5013, 1994.
- [34] H. Grosse and R. Wulkenhaar, *Eur. Phys. J. C* **35**, 277 (2004).
- [35] The Wt cross section also includes a small interference term involving next-to-leading-order Wt processes and $t\bar{t}$ pair production.