

Search for new physics in trilepton events and limits on the associated chargino-neutralino production at CDF

T. Aaltonen,²¹ S. Amerio^{kk,39} D. Amidei,³¹ A. Anastassov^{w,15} A. Annovi,¹⁷ J. Antos,¹² G. Apollinari,¹⁵ J.A. Appel,¹⁵ T. Arisawa,⁵² A. Artikov,¹³ J. Asaadi,⁴⁷ W. Ashmanskas,¹⁵ B. Auerbach,² A. Aurisano,⁴⁷ F. Azfar,³⁸ W. Badgett,¹⁵ T. Bae,²⁵ A. Barbaro-Galtieri,²⁶ V.E. Barnes,⁴³ B.A. Barnett,²³ J. Guimaraes da Costa,²⁰ P. Barria^{mm,41} P. Bartos,¹² M. Bauce^{kk,39} F. Bedeschi,⁴¹ S. Behari,¹⁵ G. Bellettini^{ll,41} J. Bellinger,⁵⁴ D. Benjamin,¹⁴ A. Beretvas,¹⁵ A. Bhatti,⁴⁵ K.R. Bland,⁵ B. Blumenfeld,²³ A. Bocci,¹⁴ A. Bodek,⁴⁴ D. Bortoletto,⁴³ J. Boudreau,⁴² A. Boveia,¹¹ L. Brigliadori^{jj,6} C. Bromberg,³² E. Brucken,²¹ J. Budagov,¹³ H.S. Budd,⁴⁴ K. Burkett,¹⁵ G. Busetto^{kk,39} P. Bussey,¹⁹ P. Butti^{ll,41} A. Buzatu,¹⁹ A. Calamba,¹⁰ S. Camarda,⁴ M. Campanelli,²⁸ F. Canelli^{dd,11} B. Carls,²² D. Carlsmith,⁵⁴ R. Carosi,⁴¹ S. Carrillo^{l,16} B. Casal^{j,9} M. Casarsa,⁴⁸ A. Castro^{jj,6} P. Catastini,²⁰ D. Cauz^{rrss,48} V. Cavaliere,²² M. Cavalli-Sforza,⁴ A. Cerri^{e,26} L. Cerrito^{r,28} Y.C. Chen,¹ M. Chertok,⁷ G. Chiarelli,⁴¹ G. Chlachidze,¹⁵ K. Cho,²⁵ D. Chokheli,¹³ A. Clark,¹⁸ C. Clarke,⁵³ M.E. Convery,¹⁵ J. Conway,⁷ M. Corbo^{z,15} M. Cordelli,¹⁷ C.A. Cox,⁷ D.J. Cox,⁷ M. Cremonesi,⁴¹ D. Cruz,⁴⁷ J. Cuevas^{y,9} R. Culbertson,¹⁵ N. d'Ascenzo^{v,15} M. Datta^{gg,15} P. de Barbaro,⁴⁴ L. Demortier,⁴⁵ M. Deninno,⁶ M. D'Errico^{kk,39} F. Devoto,²¹ A. Di Canto^{ll,41} B. Di Ruzza^{p,15} J.R. Dittmann,⁵ S. Donati^{ll,41} M. D'Onofrio,²⁷ M. Dorigo^{tt,48} A. Driutti^{rrss,48} K. Ebina,⁵² R. Edgar,³¹ A. Elagin,⁴⁷ R. Erbacher,⁷ S. Errede,²² B. Esham,²² S. Farrington,³⁸ J.P. Fernández Ramos,²⁹ R. Field,¹⁶ G. Flanagan^{t,15} R. Forrest,⁷ M. Franklin,²⁰ J.C. Freeman,¹⁵ H. Frisch,¹¹ Y. Funakoshi,⁵² C. Galloni^{ll,41} A.F. Garfinkel,⁴³ P. Garosi^{mm,41} H. Gerberich,²² E. Gerchtein,¹⁵ S. Giagu,⁴⁶ V. Giakoumopoulou,³ K. Gibson,⁴² C.M. Ginsburg,¹⁵ N. Giokaris,³ P. Giromini,¹⁷ G. Giurgiu,²³ V. Glagolev,¹³ D. Glenzinski,¹⁵ M. Gold,³⁴ D. Goldin,⁴⁷ A. Golossanov,¹⁵ G. Gomez,⁹ G. Gomez-Ceballos,³⁰ M. Goncharov,³⁰ O. González López,²⁹ I. Gorelov,³⁴ A.T. Goshaw,¹⁴ K. Goulianos,⁴⁵ E. Gramellini,⁶ S. Grinstein,⁴ C. Grosso-Pilcher,¹¹ R.C. Group,^{51,15} S.R. Hahn,¹⁵ J.Y. Han,⁴⁴ F. Happacher,¹⁷ K. Hara,⁴⁹ M. Hare,⁵⁰ R.F. Harr,⁵³ T. Harrington-Taber^{m,15} K. Hatakeyama,⁵ C. Hays,³⁸ J. Heinrich,⁴⁰ M. Herndon,⁵⁴ A. Hocker,¹⁵ Z. Hong,⁴⁷ W. Hopkins^{f,15} S. Hou,¹ R.E. Hughes,³⁵ U. Husemann,⁵⁵ M. Hussein^{bb,32} J. Huston,³² G. Introzzi^{oopp,41} M. Iori^{qq,46} A. Ivanov^{o,7} E. James,¹⁵ D. Jang,¹⁰ B. Jayatilaka,¹⁵ E.J. Jeon,²⁵ S. Jindariani,¹⁵ M. Jones,⁴³ K.K. Joo,²⁵ S.Y. Jun,¹⁰ T.R. Junk,¹⁵ M. Kambeitz,²⁴ T. Kamon,^{25,47} P.E. Karchin,⁵³ A. Kasmi,⁵ Y. Kato^{n,37} W. Ketchum^{hh,11} J. Keung,⁴⁰ B. Kilminster^{dd,15} D.H. Kim,²⁵ H.S. Kim,²⁵ J.E. Kim,²⁵ M.J. Kim,¹⁷ S.H. Kim,⁴⁹ S.B. Kim,²⁵ Y.J. Kim,²⁵ Y.K. Kim,¹¹ N. Kimura,⁵² M. Kirby,¹⁵ K. Knoepfel,¹⁵ K. Kondo,^{52,*} D.J. Kong,²⁵ J. Konigsberg,¹⁶ A.V. Kotwal,¹⁴ M. Kreps,²⁴ J. Kroll,⁴⁰ M. Kruse,¹⁴ T. Kuhr,²⁴ M. Kurata,⁴⁹ A.T. Laasanen,⁴³ S. Lammel,¹⁵ M. Lancaster,²⁸ K. Lannon^{x,35} G. Latino^{mm,41} H.S. Lee,²⁵ J.S. Lee,²⁵ S. Leo,⁴¹ S. Leone,⁴¹ J.D. Lewis,¹⁵ A. Limosani^{s,14} E. Lipeles,⁴⁰ A. Lister^{a,18} H. Liu,⁵¹ Q. Liu,⁴³ T. Liu,¹⁵ S. Lockwitz,⁵⁵ A. Loginov,⁵⁵ D. Lucchesi^{kk,39} A. Lucà,¹⁷ J. Lueck,²⁴ P. Lujan,²⁶ P. Lukens,¹⁵ G. Lungu,⁴⁵ J. Lys,²⁶ R. Lysak^{d,12} R. Madrak,¹⁵ P. Maestro^{mm,41} S. Malik,⁴⁵ G. Manca^{b,27} A. Manousakis-Katsikakis,³ L. Marchese^{ii,6} F. Margaroli,⁴⁶ P. Marino^{nn,41} M. Martínez,⁴ K. Matera,²² M.E. Mattson,⁵³ A. Mazzacane,¹⁵ P. Mazzanti,⁶ R. McNulty^{i,27} A. Mehta,²⁷ P. Mehtala,²¹ C. Mesropian,⁴⁵ T. Miao,¹⁵ D. Mietlicki,³¹ A. Mitra,¹ H. Miyake,⁴⁹ S. Moed,¹⁵ N. Moggi,⁶ C.S. Moon^{z,15} R. Moore^{eff,15} M.J. Morello^{nn,41} A. Mukherjee,¹⁵ Th. Muller,²⁴ P. Murat,¹⁵ M. Mussini^{jj,6} J. Nachtman^{m,15} Y. Nagai,⁴⁹ J. Naganoma,⁵² I. Nakano,³⁶ A. Napier,⁵⁰ J. Nett,⁴⁷ C. Neu,⁵¹ T. Nigmanov,⁴² L. Nodulman,² S.Y. Noh,²⁵ O. Norriella,²² L. Oakes,³⁸ S.H. Oh,¹⁴ Y.D. Oh,²⁵ I. Oksuzian,⁵¹ T. Okusawa,³⁷ R. Orava,²¹ L. Ortolan,⁴ C. Pagliarone,⁴⁸ E. Palencia^{e,9} P. Palni,³⁴ V. Papadimitriou,¹⁵ W. Parker,⁵⁴ G. Pauletta^{rrss,48} M. Paulini,¹⁰ C. Paus,³⁰ T.J. Phillips,¹⁴ G. Piacentino,⁴¹ E. Pianori,⁴⁰ J. Pilot,⁷ K. Pitts,²² C. Plager,⁸ L. Pondrom,⁵⁴ S. Poprocki^{f,15} K. Potamianos,²⁶ A. Pranko,²⁶ F. Prokoshin^{aa,13} F. Ptohos^{g,17} G. Punzi^{ll,41} N. Ranjan,⁴³ I. Redondo Fernández,²⁹ P. Renton,³⁸ M. Rescigno,⁴⁶ F. Rimondi,^{6,*} L. Ristori,^{41,15} A. Robson,¹⁹ T. Rodriguez,⁴⁰ S. Rolli^{h,50} M. Ronzani^{ll,41} R. Roser,¹⁵ J.L. Rosner,¹¹ F. Ruffini^{mm,41} A. Ruiz,⁹ J. Russ,¹⁰ V. Rusu,¹⁵ W.K. Sakumoto,⁴⁴ Y. Sakurai,⁵² L. Santi^{rrss,48} K. Sato,⁴⁹ V. Saveliev^{v,15} A. Savoy-Navarro^{z,15} P. Schlabach,¹⁵ E.E. Schmidt,¹⁵ T. Schwarz,³¹ L. Scodellaro,⁹ F. Scuri,⁴¹ S. Seidel,³⁴ Y. Seiya,³⁷ A. Semenov,¹³ F. Sforza^{ll,41} S.Z. Shalhout,⁷ T. Shears,²⁷ P.F. Shepard,⁴² M. Shimojima^{u,49} M. Shochet,¹¹ A. Simonenko,¹³ K. Sliwa,⁵⁰ J.R. Smith,⁷ F.D. Snider,¹⁵ H. Song,⁴² V. Sorin,⁴ R. St. Denis,¹⁹ M. Stancari,¹⁵ D. Stentz^{w,15} J. Strologas,³⁴ Y. Sudo,⁴⁹ A. Sukhanov,¹⁵ I. Suslov,¹³ K. Takemasa,⁴⁹ Y. Takeuchi,⁴⁹ J. Tang,¹¹ M. Tecchio,³¹ I. Shreyber-Tecker,³³ P.K. Teng,¹ J. Thom^{f,15} E. Thomson,⁴⁰ V. Thukral,⁴⁷ D. Toback,⁴⁷ S. Tokar,¹² K. Tollefson,³² T. Tomura,⁴⁹ D. Tonelli^{e,15} S. Torre,¹⁷ D. Torretta,¹⁵ P. Totaro,³⁹ M. Trovato^{nn,41} F. Ukegawa,⁴⁹ S. Uozumi,²⁵ F. Vázquez^{l,16} G. Velev,¹⁵ C. Vellidis,¹⁵ C. Vernieri^{nn,41} M. Vidal,⁴³ R. Vilar,⁹ J. Vizán^{cc,9} M. Vogel,³⁴ G. Volpi,¹⁷ P. Wagner,⁴⁰ R. Wallny^{j,15} S.M. Wang,¹ D. Waters,²⁸

W.C. Wester III,¹⁵ D. Whiteson^{c,40} A.B. Wicklund,² S. Wilbur,⁷ H.H. Williams,⁴⁰ J.S. Wilson,³¹ P. Wilson,¹⁵
 B.L. Winer,³⁵ P. Wittich^{f,15} S. Wolbers,¹⁵ H. Wolfe,³⁵ T. Wright,³¹ X. Wu,¹⁸ Z. Wu,⁵ K. Yamamoto,³⁷
 D. Yamato,³⁷ T. Yang,¹⁵ U.K. Yang,²⁵ Y.C. Yang,²⁵ W.-M. Yao,²⁶ G.P. Yeh,¹⁵ K. Yi^{m,15} J. Yoh,¹⁵
 K. Yorita,⁵² T. Yoshida^{k,37} G.B. Yu,¹⁴ I. Yu,²⁵ A.M. Zanetti,⁴⁸ Y. Zeng,¹⁴ C. Zhou,¹⁴ and S. Zucchelli^{jj6}
 (CDF Collaboration)†

¹*Institute of Physics, Academia Sinica, Taipei, Taiwan 11529, Republic of China*

²*Argonne National Laboratory, Argonne, Illinois 60439, USA*

³*University of Athens, 157 71 Athens, Greece*

⁴*Institut de Fisica d'Altes Energies, ICREA, Universitat Autònoma de Barcelona, E-08193, Bellaterra (Barcelona), Spain*

⁵*Baylor University, Waco, Texas 76798, USA*

⁶*Istituto Nazionale di Fisica Nucleare Bologna, ^{jj}University of Bologna, I-40127 Bologna, Italy*

⁷*University of California, Davis, Davis, California 95616, USA*

⁸*University of California, Los Angeles, Los Angeles, California 90024, USA*

⁹*Instituto de Fisica de Cantabria, CSIC-University of Cantabria, 39005 Santander, Spain*

¹⁰*Carnegie Mellon University, Pittsburgh, Pennsylvania 15213, USA*

¹¹*Enrico Fermi Institute, University of Chicago, Chicago, Illinois 60637, USA*

¹²*Comenius University, 842 48 Bratislava, Slovakia; Institute of Experimental Physics, 040 01 Kosice, Slovakia*

¹³*Joint Institute for Nuclear Research, RU-141980 Dubna, Russia*

¹⁴*Duke University, Durham, North Carolina 27708, USA*

¹⁵*Fermi National Accelerator Laboratory, Batavia, Illinois 60510, USA*

¹⁶*University of Florida, Gainesville, Florida 32611, USA*

¹⁷*Laboratori Nazionali di Frascati, Istituto Nazionale di Fisica Nucleare, I-00044 Frascati, Italy*

¹⁸*University of Geneva, CH-1211 Geneva 4, Switzerland*

¹⁹*Glasgow University, Glasgow G12 8QQ, United Kingdom*

²⁰*Harvard University, Cambridge, Massachusetts 02138, USA*

²¹*Division of High Energy Physics, Department of Physics, University of Helsinki,*

FIN-00014, Helsinki, Finland; Helsinki Institute of Physics, FIN-00014, Helsinki, Finland

²²*University of Illinois, Urbana, Illinois 61801, USA*

²³*The Johns Hopkins University, Baltimore, Maryland 21218, USA*

²⁴*Institut für Experimentelle Kernphysik, Karlsruhe Institute of Technology, D-76131 Karlsruhe, Germany*

²⁵*Center for High Energy Physics: Kyungpook National University,*

Daegu 702-701, Korea; Seoul National University, Seoul 151-742,

Korea; Sungkyunkwan University, Suwon 440-746,

Korea; Korea Institute of Science and Technology Information,

Daejeon 305-806, Korea; Chonnam National University,

Gwangju 500-757, Korea; Chonbuk National University, Jeonju 561-756,

Korea; Ewha Womans University, Seoul, 120-750, Korea

²⁶*Ernest Orlando Lawrence Berkeley National Laboratory, Berkeley, California 94720, USA*

²⁷*University of Liverpool, Liverpool L69 7ZE, United Kingdom*

²⁸*University College London, London WC1E 6BT, United Kingdom*

²⁹*Centro de Investigaciones Energeticas Medioambientales y Tecnológicas, E-28040 Madrid, Spain*

³⁰*Massachusetts Institute of Technology, Cambridge, Massachusetts 02139, USA*

³¹*University of Michigan, Ann Arbor, Michigan 48109, USA*

³²*Michigan State University, East Lansing, Michigan 48824, USA*

³³*Institution for Theoretical and Experimental Physics, ITEP, Moscow 117259, Russia*

³⁴*University of New Mexico, Albuquerque, New Mexico 87131, USA*

³⁵*The Ohio State University, Columbus, Ohio 43210, USA*

³⁶*Okayama University, Okayama 700-8530, Japan*

³⁷*Osaka City University, Osaka 558-8585, Japan*

³⁸*University of Oxford, Oxford OX1 3RH, United Kingdom*

³⁹*Istituto Nazionale di Fisica Nucleare, Sezione di Padova, ^{kk}University of Padova, I-35131 Padova, Italy*

⁴⁰*University of Pennsylvania, Philadelphia, Pennsylvania 19104, USA*

⁴¹*Istituto Nazionale di Fisica Nucleare Pisa, ^{ll}University of Pisa,*

^{mm}University of Siena, ⁿⁿScuola Normale Superiore,

I-56127 Pisa, Italy, ^{oo}INFN Pavia, I-27100 Pavia,

Italy, ^{pp}University of Pavia, I-27100 Pavia, Italy

⁴²*University of Pittsburgh, Pittsburgh, Pennsylvania 15260, USA*

⁴³*Purdue University, West Lafayette, Indiana 47907, USA*

⁴⁴*University of Rochester, Rochester, New York 14627, USA*

⁴⁵*The Rockefeller University, New York, New York 10065, USA*

⁴⁶*Istituto Nazionale di Fisica Nucleare, Sezione di Roma 1,*

^{qq}Sapienza Università di Roma, I-00185 Roma, Italy

⁴⁷*Mitchell Institute for Fundamental Physics and Astronomy,
Texas A&M University, College Station, Texas 77843, USA*
⁴⁸*Istituto Nazionale di Fisica Nucleare Trieste, ^{rr} Gruppo Collegato di Udine,
^{ss} University of Udine, I-33100 Udine, Italy, ^{tt} University of Trieste, I-34127 Trieste, Italy*
⁴⁹*University of Tsukuba, Tsukuba, Ibaraki 305, Japan*
⁵⁰*Tufts University, Medford, Massachusetts 02155, USA*
⁵¹*University of Virginia, Charlottesville, Virginia 22906, USA*
⁵²*Waseda University, Tokyo 169, Japan*
⁵³*Wayne State University, Detroit, Michigan 48201, USA*
⁵⁴*University of Wisconsin, Madison, Wisconsin 53706, USA*
⁵⁵*Yale University, New Haven, Connecticut 06520, USA*
(Dated: September 23, 2013)

We perform a search for new physics using final states consisting of three leptons and a large imbalance in transverse momentum resulting from proton-antiproton collisions at 1.96 TeV center-of-mass energy. We use data corresponding to 5.8 fb^{-1} of integrated luminosity recorded by the CDF II detector at the Tevatron collider. Our main objective is to investigate possible new low-momentum (down to 5 GeV/c) multi-leptonic final states not investigated by LHC experiments. Relative to previous CDF analyses, we expand the geometric and kinematic coverage of electrons and muons and utilize tau leptons that decay hadronically. Inclusion of tau leptons is particularly important for supersymmetry (SUSY) searches. The results are consistent with standard-model predictions. By optimizing our event selection to increase sensitivity to the minimal supergravity (mSUGRA) SUSY model, we set limits on the associated production of chargino and neutralino, the SUSY partners of the electroweak gauge bosons. We exclude cross sections up to 0.1 pb and chargino masses up to $168 \text{ GeV}/c^2$ at 95% C.L., for a suited set of mSUGRA parameters. We also exclude a region of the two-dimensional space of the masses of the neutralino and the supersymmetric partner of the tau lepton, not previously excluded at the Tevatron.

PACS numbers: 11.30.Pb, 12.60.Jv, 12.60.-i, 14.80.Ly, 13.85.Rm, 13.85.Qk, 12.38.Qk

*Deceased

[†]With visitors from ^aUniversity of British Columbia, Vancouver, BC V6T 1Z1, Canada, ^bIstituto Nazionale di Fisica Nucleare, Sezione di Cagliari, 09042 Monserrato (Cagliari), Italy, ^cUniversity of California Irvine, Irvine, CA 92697, USA, ^dInstitute of Physics, Academy of Sciences of the Czech Republic, 182 21, Czech Republic, ^eCERN, CH-1211 Geneva, Switzerland, ^fCornell University, Ithaca, NY 14853, USA, ^gUniversity of Cyprus, Nicosia CY-1678, Cyprus, ^hOffice of Science, U.S. Department of Energy, Washington, DC 20585, USA, ⁱUniversity College Dublin, Dublin 4, Ireland, ^jETH, 8092 Zürich, Switzerland, ^kUniversity of Fukui, Fukui City, Fukui Prefecture, Japan 910-0017, ^lUniversidad Iberoamericana, Lomas de Santa Fe, México, C.P. 01219, Distrito Federal, ^mUniversity of Iowa, Iowa City, IA 52242, USA, ⁿKinki University, Higashi-Osaka City, Japan 577-8502, ^oKansas State University, Manhattan, KS 66506, USA, ^pBrookhaven National Laboratory, Upton, NY 11973, USA, ^qUniversity of Manchester, Manchester M13 9PL, United Kingdom, ^rQueen Mary, University of London, London, E1 4NS, United Kingdom, ^sUniversity of Melbourne, Victoria 3010, Australia, ^tMuons, Inc., Batavia, IL 60510, USA, ^uNagasaki Institute of Applied Science, Nagasaki 851-0193, Japan, ^vNational Research Nuclear University, Moscow 115409, Russia, ^wNorthwestern University, Evanston, IL 60208, USA, ^xUniversity of Notre Dame, Notre Dame, IN 46556, USA, ^yUniversidad de Oviedo, E-33007 Oviedo, Spain, ^zCNRS-IN2P3, Paris, F-75205 France, ^{aa}Universidad Tecnica Federico Santa Maria, 110v Valparaiso, Chile, ^{bb}The University of Jordan, Amman 11942, Jordan, ^{cc}Universite catholique de Louvain, 1348 Louvain-La-Neuve, Belgium, ^{dd}University of Zürich, 8006 Zürich, Switzerland, ^{ee}Massachusetts General Hospital, Boston, MA 02114 USA, ^{ff}Harvard Medical School, Boston, MA 02114 USA, ^{gg}Hampton University, Hampton, VA 23668, USA, ^{hh}Los Alamos National Laboratory, Los Alamos, NM 87544, USA, ⁱⁱUniversità degli Studi

Although extremely successful, the standard model (SM) of particles and fields leaves many questions unanswered, including the origin of dark matter, the incorporation of gravity, and the hierarchy between the weak-interaction and Planck energy scales. New physics that would address these issues could be directly discovered in particle topologies that are characterized by low SM background. Such topologies include final states involving three charged leptons (*trilepton*) in hadron collisions. A tripleton signal is predicted by several new-physics processes, including lepton-flavor-violating tau-lepton decays [1], heavy-neutrino decays in see-saw models [2], Higgs-boson decays in inert doublet models [3], Kaluza-Klein-graviton decays in low-scale warped-extra-dimension models [4], and, most notably, in chargino and neutralino decays in supersymmetric (SUSY [5]) processes.

In this Letter, we present a blind, model-independent search for new physics in the tripleton plus missing (i.e., unbalanced) transverse momentum (\cancel{E}_T) final state at the Fermilab Tevatron collider, where protons and antiprotons collided with a center-of-mass energy of 1.96 TeV. We illustrate the sensitivity of our search in a particular class of SUSY models, involving minimal supergravity (mSUGRA[6]), with a small number of parameters [7]. One of the low-background processes for the dis-

di Napoli Federico I, I-80138 Napoli, Italy

covery of SUSY particles in proton-antiproton collisions is the associated chargino-neutralino ($\tilde{\chi}_1^\pm \tilde{\chi}_2^0$) production and the resulting trilepton+ \cancel{E}_T final state: $p\bar{p} \rightarrow \tilde{\chi}_1^\pm \tilde{\chi}_2^0$, followed by, e.g., $\tilde{\chi}_1^\pm \rightarrow \ell\nu\tilde{\chi}_1^0$ and $\tilde{\chi}_2^0 \rightarrow \ell\ell\tilde{\chi}_1^0$ [8]. The lightest chargino $\tilde{\chi}_1^\pm$ and the next-to-lightest neutralino $\tilde{\chi}_2^0$ are supersymmetric partners of the gauge bosons, ℓ indicates an electron (e), a muon (μ), or tau lepton (τ), and $\tilde{\chi}_1^0$ is the lightest neutralino, assumed to be stable and escaping detection, and therefore contributing to the missing transverse momentum. After completing our model-independent search, we optimize our analysis specifically for the associated chargino-neutralino production.

The CDF experiment has previously searched for this signature using data from up to 3.2 fb^{-1} [9–13] of Run II integrated luminosity. The latest D0 trilepton analysis [14] used 2.3 fb^{-1} of integrated luminosity. The ATLAS collaboration has published a trilepton+ \cancel{E}_T search using 2.3 fb^{-1} [15] and the CMS collaboration has published results using a luminosity of 5 fb^{-1} [16, 17]. We present here an analysis with 5.8 fb^{-1} of integrated luminosity. This search is significantly improved compared to the previous CDF trilepton searches. We expand the acceptance to cover the forward region of the detector for both electrons and muons, include (as third leptons) tau leptons decaying hadronically, and allow lower momenta for our leptonic candidates (down to $5 \text{ GeV}/c$), within the constraints of the candidate identification and online event-selection (*trigger*) requirements. Lower (and forward) leptonic momenta allow us to investigate in a model-independent way either the direct decay of new light particles or the chain decay of particles with similar masses. The inclusion of tau leptons is also motivated by the high branching ratio of chargino and neutralino decays to the lightest supersymmetric lepton ($\tilde{\ell}$), typically the stau ($\tilde{\tau}$), which preferably decays to a tau lepton.

CDF II [18] is a multipurpose cylindrical detector with a projective-tower calorimeter geometry and an excellent lepton identification capability. It operated at Fermilab’s Tevatron collider. In CDF’s coordinate system, the positive z -axis is defined by the proton beam direction and the positive y -axis by the vertically-upward direction. The detector is approximately symmetric in the η and ϕ directions, where the pseudorapidity η is defined as $\eta = -\ln[\tan(\theta/2)]$, θ is the polar angle with respect to the z -axis, and ϕ is the azimuthal angle.

The momentum p of charged particles is measured with a tracking system composed of a seven-layer silicon strip detector and a 96-layer drift chamber; both are located inside a solenoid aligned along the beam axis and providing a magnetic field of 1.4 T. The tracking efficiency is nearly 100% in the central region ($|\eta| < 1$) and decreases in the forward region ($1 < |\eta| < 2.8$). Electrons can be identified in the forward region by using tracks reconstructed using only silicon-tracker information. Electromagnetic and hadronic calorimeters surround the solenoid and measure the energies of collision products up to $|\eta| = 3.6$. Drift chambers and scintillators are installed outside the hadronic calorimeter to

detect muons with $|\eta| < 1.4$. Gas Cherenkov counters [19] downstream at small angles with respect to the two beams measure the average number of inelastic $p\bar{p}$ collisions per bunch crossing and thereby determine the collisions’ luminosity. A pipelined three-level trigger system [20] that combines hardware and software is used for filtering the collision data.

We perform an analysis of dielectron+ ℓ' and dimuon+ ℓ' data collected with single high-transverse-momentum ($p_T \equiv p \sin \theta > 18 \text{ GeV}/c$) central electron and central muon triggers, respectively. The third object ℓ' can be an electron, a muon, a tau lepton, or an isolated track (isoTrack). Events where the two highest-in- p_T leptons are $e\mu$ or μe are included only if the third object is an electron or muon. No requirement is applied on the charge of the leptons. To ensure a uniform trigger response, we require a central electron or central muon with $p_T > 20 \text{ GeV}/c$. The second and third electron or muon can be detected in either the central or the forward region of the detector and is required to have $p_T > 5 \text{ GeV}/c$. The tracking system provides the direction of the electrons, whereas the magnitude of their momentum is determined from the energy deposited in the calorimeters. This energy deposition is required to match the track geometrically, and the lateral shape of the deposition must be consistent with that expected for electrons. For the muons, both direction and energy are determined from a track that is matched with signals from the muon detectors. The additional transverse energy deposited in the calorimeter in a cone of $\Delta R = \sqrt{(\Delta\phi)^2 + (\Delta\eta)^2} = 0.4$ around each electron or muon must be less than 10% of the lepton’s transverse energy, if the lepton has $p_T > 20 \text{ GeV}/c$. Otherwise, we require that this additional energy is less than 2 GeV. The electrons and muons are required to be separated by $\Delta R > 0.4$ and to have the z -coordinate of their tracks at the origin within $|\Delta z| < 5 \text{ cm}$. The average z position of any track pair must be within 4 cm of an interaction vertex (*primary vertex*). Finally, the leading two electrons and muons must have tracks with an impact parameter (with respect to the primary vertex) less than 0.02 cm, if the tracks are reconstructed including information from the silicon detector, or less than 0.2 cm otherwise. The analysis is restricted to events in which a same-flavor dilepton pair with mass (M_{ee} or $M_{\mu\mu}$) above $15 \text{ GeV}/c^2$ is found; the two highest-in- p_T same-flavor leptons that satisfy this mass requirement are the leading lepton pair. We include tau leptons that decay hadronically: they are identified as clusters of particles (jets) that have track and energy properties expected from tau-lepton decays [21] (e.g., a decay of a tau lepton to three charged particles could result in a characteristic three-track jet substructure). The isoTracks are not required to meet the default electron or muon requirements, but they are required to be isolated from other tracks, i.e., no other tracks with $p_T > 0.4 \text{ GeV}/c$ and with the same z origin as the isoTrack should be present within $\Delta R < 0.4$ around the isoTrack. Although the non-leptonic back-

ground to the isoTracks is higher, their inclusion increases the acceptance without decreasing the sensitivity, since they are analyzed separately from the higher-quality lepton candidates. The isolation and topology requirements separate isoTracks and tau-lepton candidates; if the conditions defining both categories are satisfied, we classify the track as a tau candidate. After the above selection, we retain 334 968 ee , 162 127 $\mu\mu$, 687 $ee+\ell$, 435 $\mu\mu+\ell$, 2 843 ee +isoTrack, and 1560 $\mu\mu$ +isoTrack events.

We validate the background estimation in both two-lepton (*dilepton*) and trilepton final states. The main SM dilepton background is the Drell-Yan (DY) process $q\bar{q} \rightarrow Z/\gamma^* \rightarrow \ell\ell$. Some electroweak background comes from diboson production (WW , WZ , ZZ , $W\gamma^*$) with subsequent leptonic decays. The main hadronic background contributing to the dilepton candidate sample is the production of W +jets, where the W boson decays to a lepton and a jet is misidentified as a lepton (hence referred to as a *fake* lepton). Finally, top-quark-pair ($t\bar{t}$) decays that result in lepton pairs are also included as background. The main SM trilepton background is contributed by the production of DY dileptons in association with a photon (DY+ γ), in which the photon converts to an electron-positron pair, which, if detected, is almost always reconstructed as a single electron. Some electroweak trilepton background come from diboson production (WZ , ZZ) with subsequent leptonic decays. The main hadronic background that contributes to the trilepton candidate sample is the production of DY+jets, where a jet is misidentified as a lepton. Finally, $t\bar{t}$ events resulting in three leptons are also included as background.

The DY, DY+ γ , diboson, and $t\bar{t}$ backgrounds are estimated with Monte Carlo (MC) simulation, using PYTHIA [22], running with the CTEQ5L [23] parton distribution functions, and the CDF GEANT-based [24] detector simulator. The MC event yields are normalized on an event-by-event basis using theoretical cross sections (determined with next-to-leading order (NLO) quantum-field-theory calculations) [25], event trigger efficiencies, lepton-identification-efficiency corrections (*scale factors*), and the integrated luminosity corresponding to the CDF data sample.

The hadronic background in the dilepton sample, originated from quantum chromodynamic (QCD) processes, is estimated using CDF data, by selecting events with one identified lepton and applying to every well-reconstructed jet (track) a probability of being misidentified as an electron (muon). Similarly, the QCD background in the trilepton events is estimated by selecting events with two identified leptons of the same flavor and applying to every well-reconstructed jet (track) a probability of being misidentified as an electron or as a tau lepton (muon or isoTrack). The probabilities for a jet to be misidentified as an electron or tau lepton, or for a track to be misidentified as a muon or isoTrack, depend on p_T and on the involved detector element. We measure the probabilities using jet-rich CDF data [26].

The main sources of systematic uncertainty on the MC-estimated backgrounds [27] are the theoretical cross sections (an 8% effect on the event yields), the luminosity (6%), the lepton-ID efficiency (2%), the parton distribution functions (2%), and the trigger efficiency (0.5%). The total systematic uncertainty on the expected event yield is $\sim 10\%$. The QCD background systematic uncertainty is $\sim 50\%$ for falsely identified electrons and muons with transverse momentum greater than 20 GeV/ c and $\sim 20\%$ for lower transverse momentum. This uncertainty is estimated from the variation in the measurement of the misidentification rates using different jet-rich CDF data sets triggered with varied jet-energy thresholds.

In order to validate our background estimates, we investigate dilepton and trilepton control regions defined by restricting events to specific regions of the multidimensional space defined by the leading dilepton mass $M_{ee/\mu\mu}$, the missing transverse momentum \cancel{E}_T [28], and the jet multiplicity N_j . For an unbiased selection of events, we avoid looking at the data in the signal region, which is defined as trilepton events with ($15 < M_{ee/\mu\mu} < 76$ GeV/ c^2 or $M_{ee/\mu\mu} > 106$ GeV/ c^2), $\cancel{E}_T > 15$ GeV, and $N_j \leq 1$. We define the control regions by inverting at least one of the signal-region selection requirements. Overall, 24 dilepton and 40 trilepton control regions are used. One of the most critical control regions consists of dilepton events selected as signal but without requiring a third lepton (region A); the trilepton signal region is a subset of region A. We also present here trilepton control regions with only one of the three signal-region requirements inverted: either dilepton mass in the Z boson resonance ($76 < M_{ee/\mu\mu} < 106$ GeV/ c^2), or $\cancel{E}_T < 10$ GeV, or $N_j \geq 2$, which lead to regions B, C, and D respectively. Region A is used to validate all sources of background in the dilepton signal region. Region B is used to validate the diboson background estimates; region C, the DY and fake-lepton backgrounds; and region D, the top-quark background, all in the trilepton subset of the data. The QCD background estimation is validated in the intermediate-mass ($20 < M_{ee/\mu\mu} < 76$ GeV/ c^2) control region, as well as in the trilepton ($76 < M_{ee/\mu\mu} < 106$ GeV/ c^2) and high-mass $t\bar{t}$ control regions. The $t\bar{t}$ dilepton background is also validated in a control region consisting of events with two or more hadronic jets, $H_T > 200$ GeV [29], and $\cancel{E}_T > 20$ GeV, where the top-quark pair production is the dominant process. Finally, good agreement between SM expectation and Z -resonance data supports the estimation of efficiencies, scale factors, data-set luminosity and theoretical cross sections.

Table I shows the expected and observed event yields in these control regions, where good agreement is observed. The same is true for all other control regions [30]. Overall, we observe 260 010 dielectrons and 142 386 dimuons in the Z -resonance region, where we expect $268\,670 \pm 26\,486$ and $146\,103 \pm 14\,573$ respectively (systematic uncertainties only). Figure 1(a) shows the leading dilepton mass distribution for the observed $ee/\mu\mu+\ell$ events, along

Region	Drell-Yan	Fakes	Diboson	$t\bar{t}$	Total SM	Observed
A ee	1963 ± 201	2152 ± 524	525 ± 40	19 ± 2	4658 ± 583	4909
A $\mu\mu$	1170 ± 118	273 ± 136	118 ± 12	14 ± 1	1575 ± 181	1610
B $ee + \ell$	2.4 ± 0.3	21 ± 7	13 ± 1	0.13 ± 0.02	37 ± 7	35
B $\mu\mu + \ell$	2.6 ± 0.3	19 ± 6	8.7 ± 0.9	0.041 ± 0.01	30 ± 6	22
B $ee + \text{isoTrack}$	6.6 ± 0.7	249 ± 57	5.8 ± 0.6	0.08 ± 0.01	262 ± 57	285
B $\mu\mu + \text{isoTrack}$	3.3 ± 0.4	169 ± 38	3.5 ± 0.4	0.033 ± 0.009	176 ± 38	183
C $ee + \ell$	86 ± 9	59 ± 18	1.9 ± 0.2	0.026 ± 0.007	147 ± 20	165
C $\mu\mu + \ell$	53 ± 5	26 ± 8	0.64 ± 0.07	0.015 ± 0.006	80 ± 9	85
C $ee + \text{isoTrack}$	15 ± 2	290 ± 58	0.27 ± 0.03	0.004 ± 0.003	306 ± 58	270
C $\mu\mu + \text{isoTrack}$	6.6 ± 0.7	128 ± 26	0.13 ± 0.02	0.004 ± 0.003	135 ± 26	116
D $ee + \ell$	0.09 ± 0.02	0.9 ± 0.3	0.12 ± 0.01	0.25 ± 0.03	1.3 ± 0.3	3
D $\mu\mu + \ell$	0.09 ± 0.03	0.4 ± 0.1	0.08 ± 0.01	0.13 ± 0.02	0.7 ± 0.1	0
D $ee + \text{isoTrack}$	0.62 ± 0.08	13 ± 3	0.24 ± 0.03	0.65 ± 0.07	14 ± 3	8
D $\mu\mu + \text{isoTrack}$	0.1 ± 0.03	5 ± 1	0.12 ± 0.01	0.47 ± 0.06	5 ± 1	2
Signal $ee + \ell$	3.1 ± 0.3	10 ± 4	6 ± 0.6	0.44 ± 0.05	20 ± 4	34
Signal $\mu\mu + \ell$	2.6 ± 0.3	7 ± 2	3.3 ± 0.3	0.23 ± 0.03	13 ± 2	19
Signal $ee + \text{isoTrack}$	26 ± 3	124 ± 27	6 ± 1	0.27 ± 0.04	157 ± 28	146
Signal $\mu\mu + \text{isoTrack}$	2.8 ± 0.3	65 ± 15	2.3 ± 0.2	0.18 ± 0.03	70 ± 15	62

TABLE I: Expected and observed event yields in the main control regions (A, B, C, D, as described in the text) that are used to confirm the SM background estimation and in the signal region. Here ℓ is an electron, muon, or tau lepton. The DY background for trileptons includes a photon, which converts and is reconstructed as an electron. All uncertainties include systematic contributions only.

with the SM expectation.

After observing satisfactory agreement between SM expectation and experimental observation in all the control regions, we uncover the data in the signal region. We observe 34 $ee+\ell$, 146 $ee+\text{isoTrack}$, 19 $\mu\mu+\ell$, and 62 $\mu\mu+\text{isoTrack}$ events, whereas the SM expectations are 20 ± 4 , 157 ± 28 , 13 ± 2 , and 70 ± 15 respectively (systematic uncertainties only). Figure 1(b) shows the leading dilepton mass distribution for $ee+\ell$ and $\mu\mu+\ell$ events in the signal region for SM background, our mSUGRA benchmark point [31] ($m_0 = 60 \text{ GeV}/c^2$, $m_{1/2} = 190 \text{ GeV}/c^2$, $\tan\beta = 3$, $A_0 = 0$, and $\mu > 0$), and observation. A moderate excess of events is observed in the four dilepton mass bins between 30 and 80 GeV/c^2 , whose significance is estimated as follows. The probability that an excess of the same or larger size is seen within four consecutive bins (range of 60 GeV/c^2) anywhere in the dilepton mass spectrum of $e/\mu + \ell$, assuming no new physics, corresponds to a p -value of 0.032 (1.85σ). This probability is determined with the use of pseudoexperiments that take into account the statistical and systematic uncertainties of the actual experiment. In the fakes-dominated $e/\mu+\text{isoTrack}$ signal-region, results are more consistent with the SM (p -value = 0.56).

These results are used to set limits on the associated chargino-neutralino production rates and exclude part of the ($m_{\tilde{\chi}_2^0}$ vs. $m_{\tilde{\tau}}$) space, which is investigated with an mSUGRA parameter scan that varies m_0 and $m_{1/2}$ and fixes the other parameters at the benchmark values. For the chargino-neutralino upper cross-section limits, we simulate SUSY events with corresponding gaugino masses $m_{\tilde{\chi}_1^\pm} = 97 - 200 \text{ GeV}/c^2$ and $m_{\tilde{\chi}_1^0} = 55 - 108 \text{ GeV}/c^2$. The SUSY MC events are produced and normalized in the same manner as the background-MC

events and are characterized by the same sources of systematic uncertainty. The SUSY mass spectrum is calculated using SOFTSUSY [32] and the next-to-leading-order chargino-neutralino production cross section is determined using PROSPINO [33]. Finally the ISASUSY function of ISAJET [34] is used to determine the branching ratios of charginos and neutralinos to leptons. The CDF acceptance for the trilepton SUSY signal is $\sim 2\%$.

To increase sensitivity to a SUSY signal, we optimize the selection separately for each mSUGRA spectrum point, using the ratio between the SUSY-signal strength and the uncertainty on the SM-background prediction as figure of merit. In the optimization process we treat all trilepton channels separately. The resulting optimal requirements include the $\cancel{E}_T > 25 \text{ GeV}$ criterion and the kinematic constraint $M_{ee/\mu\mu} < m_{\tilde{\chi}_1^\pm} - m_{\tilde{\chi}_1^0}$. We also optimize the transverse-momentum requirement for the three leptons as well as the subleading-dilepton-mass requirement [30]. The limits are set using a modified frequentist method approach (CL_s method) [35, 36] that compares the background-only with the signal-plus-background hypotheses, treating all trilepton channels independently. Figure 2 shows the 95% confidence level (C.L.) cross-section ($\sigma \times \text{BR}(\tilde{\chi}_1^\pm \tilde{\chi}_2^0 \rightarrow \ell\ell\ell)$) exclusion upper limit as a function of the lightest chargino mass $m_{\tilde{\chi}_1^\pm}$, along with the theoretical cross-section. The intersection of the cross-section exclusion limit with the theoretical cross-section curves gives the 95% C.L. lower limit on $m_{\tilde{\chi}_1^\pm}$. Masses above 96 GeV/c^2 and below 168 GeV/c^2 are excluded. For $140 < m_{\tilde{\chi}_1^\pm} < 180 \text{ GeV}/c^2$, the trilepton analysis excludes cross sections greater than 0.1 pb at the 95% C.L.

We repeat the procedure by varying the masses of the next-to-lightest neutralino $\tilde{\chi}_2^0$ and $\tilde{\tau}$ and report the corre-

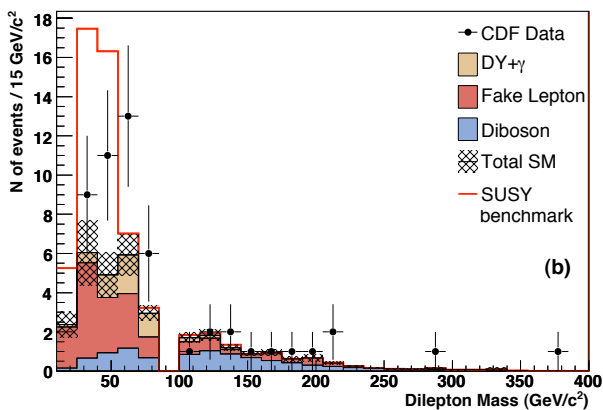
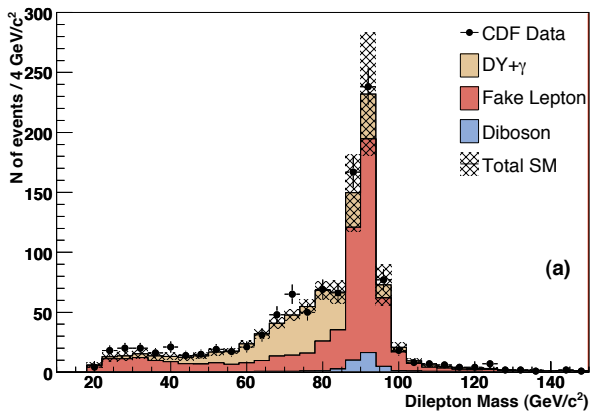


FIG. 1: (a) The leading dilepton mass distribution for the SM background (stacked histograms of DY, QCD, and diboson) and the CDF data for $ee/\mu\mu + \ell$ events (ℓ is an electron, muon, or tau lepton). The histogram error bar shows the total SM systematic uncertainty. (b) The dilepton mass distribution of $ee/\mu\mu + \ell$ events for the SM background, CDF data, and our mSUGRA benchmark (stacked on top of the SM background) in the signal region.

sponding two-dimensional exclusion region shown in Fig. 3. This analysis excludes part of the $(m_{\tilde{\chi}_2^0}$ vs. $m_{\tilde{\tau}}$) space not excluded in previous CDF or D0 results ([13, 14]) due to its additional sensitivity to decays of tau leptons into hadrons and low- p_T leptons. We are sensitive to mass differences $m_{\tilde{\chi}_2^0} - m_{\tilde{\tau}} \gtrsim 15 \text{ GeV}/c^2$.

In summary, we present a search for new physics in the trilepton+ \cancel{E}_T final state using data from 1.96-TeV proton-antiproton collisions collected by CDF and corresponding to an integrated luminosity of 5.8 fb^{-1} . In the study, we include low-momentum leptons that are not investigated at the LHC and that could result from direct decays of new light particles or chain decays of particles with similar masses. We do not observe any significant discrepancies from the expected SM prediction. We exclude cross sections up to 0.1 pb and chargino masses up to $168 \text{ GeV}/c^2$ at 95% C.L. for the mSUGRA parameters $m_0 = 60 \text{ GeV}/c^2$, $\tan\beta = 3$, and $A_0 = 0$, and establish

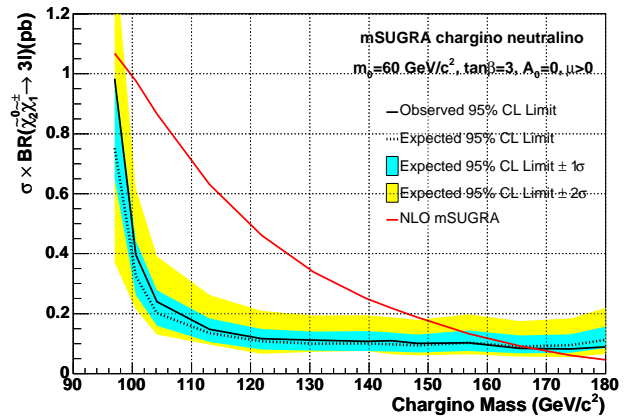


FIG. 2: The 95% C.L. upper limit on associated chargino-neutralino production cross section as a function of the chargino's mass. The region above the limit lines are excluded. Intersections with the theoretical NLO mSUGRA prediction give the 95% C.L. chargino mass limits.

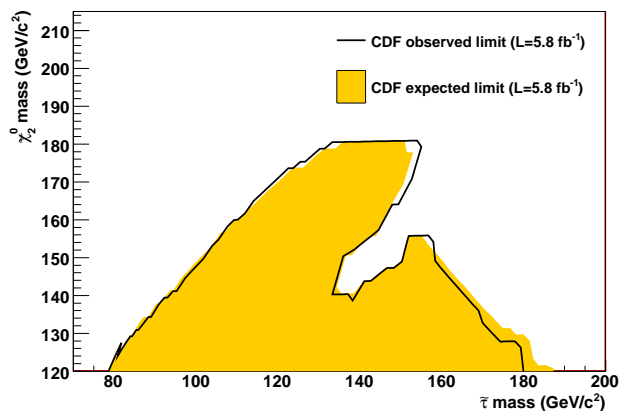


FIG. 3: The 95% C.L. exclusion in the $(m_{\tilde{\chi}_2^0}$ vs. $m_{\tilde{\tau}}$) space.

an exclusion in the $(m_{\tilde{\chi}_2^0}$ vs. $m_{\tilde{\tau}}$) space.

We thank the Fermilab staff and the technical staffs of the participating institutions for their vital contributions. This work was supported by the U.S. Department of Energy and National Science Foundation; the Italian Istituto Nazionale di Fisica Nucleare; the Ministry of Education, Culture, Sports, Science and Technology of Japan; the Natural Sciences and Engineering Research Council of Canada; the National Science Council of the Republic of China; the Swiss National Science Foundation; the A.P. Sloan Foundation; the Bundesministerium für Bildung und Forschung, Germany; the Korean World Class University Program, the National Research Foundation of Korea; the Science and Technology Facilities Council and the Royal Society, UK; the Russian Foundation for Basic Research; the Ministerio de Ciencia e Innovación, and Programa Consolider-Ingenio 2010, Spain; the Slovak R&D Agency; the Academy of Finland; the

-
- [1] P. Paradisi, *Nuovo Cim. C* **35N1**, 399 (2012); A. Ilakovac, *Phys. Rev. D* **62**, 036010 (2000).
- [2] F. del Aquila and J. A. Aguilar-Saavedra, *Nucl. Phys. B* **813**, 22 (2009).
- [3] X. Miao, S. Su, and B. Thomas, *Phys. Rev. D* **82**, 035009 (2010).
- [4] S. Jung and J. D. Wells, *J. High Energy Phys.* **11** (2010) 001.
- [5] J. Wess and B. Zumino, *Nucl. Phys.* **B70**, 39 (1974).
- [6] H. Baer and X. Tata, *Weak Scale Supersymmetry*, Cambridge University Press, Cambridge, England (2006).
- [7] In mSUGRA (minimal supergravity) the only free parameters of the theory are the common scalar mass m_0 , the common gaugino mass $m_{1/2}$, the ratio of Higgs vacuum expectation values $\tan\beta$, the trilinear sfermion-sfermion-Higgs coupling A_0 , and the sign of the higgsino scale parameter μ .
- [8] H. Baer *et al.*, *Phys. Rev. D* **61**, 095007 (2000).
- [9] T. Aaltonen *et al.* (CDF Collaboration), *Phys. Rev. Lett.* **99**, 191806 (2007).
- [10] T. Aaltonen *et al.* (CDF Collaboration), *Phys. Rev. D* **77**, 052002 (2008).
- [11] T. Aaltonen *et al.* (CDF Collaboration), *Phys. Rev. D* **79**, 052004 (2009).
- [12] T. Aaltonen *et al.* (CDF Collaboration), *Phys. Rev. Lett.* **101**, 251801 (2008).
- [13] T. Aaltonen *et al.* (CDF Collaboration), public note 9817, http://www-cdf.fnal.gov/physics/exotic/r2a/20090521.trilepton_3fb/cdf9817_susy_trilep_pub.pdf (2009).
- [14] V. M. Abazov *et al.* (D0 Collaboration), *Phys. Lett. B* **680**, 34 (2009).
- [15] S. Aad *et al.* (ATLAS Collaboration), *Phys. Rev. Lett.* **108**, 261804 (2012).
- [16] S. Chatrchyan *et al.* (CMS Collaboration), *Phys. Lett. B* **704**, 411 (2011).
- [17] S. Chatrchyan *et al.* (CMS Collaboration), *J. High Energy Phys.* **06** (2012) 169.
- [18] D. Acosta *et al.* (CDF Collaboration), *Phys. Rev. D* **71**, 032001 (2005).
- [19] D. Acosta *et al.*, *Nucl. Instrum. Methods A* **461**, 540 (2001).
- [20] R. Downing *et al.*, *Nucl. Instrum. Methods A* **570**, 36 (2007).
- [21] A. Abulencia *et al.* (CDF Collaboration), *Phys. Rev. D* **75**, 092004 (2007).
- [22] T. Sjöstrand, L. Lönnblad, and S. Mrenna, *PYTHIA 6.2*, arXiv:hep-ph/0108264.
- [23] H. Lai *et al.* (CTEQ Collaboration), *Eur. Phys. J. C* **12**, 375 (2000).
- [24] R. Brun, R. Hagelberg, M. Hansroul, and J. Lasalle, CERN report CERN-DD-78-2-REV, (1978).
- [25] A. D. Martin, W. J. Stirling, R. S. Thorne, and G. Watt, *Eur. Phys. J. C* **63**, 189 (2009); J. M. Campbell and R. K. Ellis, *Phys. Rev. D* **60**, 113006 (1999); N. Kidonakis and R. Vogt, *Phys. Rev. D* **78**, 074005 (2008).
- [26] M. Vogel, Ph.D. thesis, University of New Mexico, 2012 (FERMILAB-THESIS-2012-05).
- [27] T. Aaltonen *et al.* (CDF Collaboration), *Phys. Rev. D* **79**, 052004 (2009).
- [28] The missing transverse momentum vector $\vec{\cancel{E}}_T$ is defined as $-(\sum_i \vec{E}_i)_T$, where \vec{E}_i has magnitude equal to the energy deposited in the i -th calorimeter tower and direction perpendicular to the beam axis and pointing to that calorimeter tower at $\eta = 0$. The \cancel{E}_T is corrected for the presence of muons, because they deposit only a little of their energy in the calorimeters.
- [29] H_T is defined as the scalar sum of the transverse momenta of jets, leptons and \cancel{E}_T .
- [30] T. Aaltonen *et al.* (CDF Collaboration), public note 10636, http://www-cdf.fnal.gov/physics/exotic/r2a/20110826.trilepton_6fb/cdf10636.pdf (2013).
- [31] Our mSUGRA benchmark point is an indicative point in the mSUGRA parameter space, for which $m_{\tilde{\chi}_1^\pm} \approx m_{\tilde{\chi}_2^0} \approx 123 \text{ GeV}/c^2$, and which leads to decays to three leptons, with a preference to lower momenta. For this point the allowed decays of gauginos are $\tilde{\chi}_1^\pm \rightarrow \tilde{\tau}\nu_\tau \rightarrow \ell\nu\tilde{\chi}_1^0$ and $\tilde{\chi}_2^0 \rightarrow \tilde{\ell}\ell \rightarrow \ell\ell\tilde{\chi}_1^0$.
- [32] B. C. Allanach, *Comput. Phys. Commun.* **143**, 305 (2002).
- [33] W. Beenakker *et al.*, *Phys. Rev. Lett.* **83**, 3780 (1999).
- [34] H. Baer, F. E. Paige, and S. D. Protopopescu, and X. Tata, arXiv:hep-ph/0001086 (1999).
- [35] T. Junk, *Nucl. Instrum. Methods A* **434**, 435 (1999).
- [36] A. Read, *J. Phys. G* **28**, 2693 (2002).