

Neutron-Antineutron Oscillations

A Snowmass 2013 White Paper

K. Babu¹⁶, S. Banerjee¹⁹, D. V. Baxter³, Z. Berezhiani^{4,25}, M. Bergevin²⁶, S. Bhattacharya¹⁹, S. Brice², T. W. Burgess¹⁵, L. Castellanos³¹, S. Chattopadhyay¹⁹, M-C. Chen²⁷, C. E. Coppola³¹, R. Cowsik³³, J. A. Crabtree¹⁵, P. Das³², E. B. Dees^{13,22}, A. Dolgov^{5,7,14,24}, G. Dvali¹², P. Ferguson¹⁵, M. Frost³¹, T. Gabriel³¹, A. Gal¹⁸, F. Gallmeier¹⁵, K. Ganezer¹, E. Golubeva⁶, V. B. Graves¹⁵, G. Greene³¹, T. Handler³¹, B. Hartfiel¹, A. Hawari¹³, L. Heilbronn³¹, C. Johnson³, Y. Kamyshev³¹, B. Kerbikov⁷, M. Kitaguchi¹⁰, B. Z. Kopeliovich²³, V. B. Kopeliovich⁶, W. Korsch²⁸, V. Kuzmin⁶, C-Y. Liu³, P. McGaughey⁹, M. Mocko⁹, R. Mohapatra²⁹, N. Mokhov², G. Muhrer⁹, P. Mumm¹¹, L. Okun⁷, R. W. Pattie Jr.^{13,22}, D. G. Phillips II^{13,22,*}, C. Quigg², E. Ramberg², A. Ray³², A. Roy⁸, A. Ruggles³¹, U. Sarkar¹⁷, A. Saunders⁹, A. P. Serebrov²⁰, H. M. Shimizu¹⁰, R. Shrock²¹, A. K. Sikdar³², S. Sjue⁹, W. M. Snow^{3,*}, A. Soha², S. Spanier³¹, S. Striganov², L. Townsend³¹, R. Tschirhart², A. Vainshtein³⁰, R. Van Kooten³, Z. Wang⁹, B. Wehring¹³ and A. R. Young^{13,22}

¹California State University at Dominguez Hills, Carson, CA 90747, USA

²Fermi National Accelerator Laboratory, Batavia, IL 60510, USA

³Indiana University, Bloomington, IN 47405, USA

⁴INFN, Laboratori Nazionali Gran Sasso, 67100 Assergi, L'Aquila, Italy

⁵INFN, Sezione di Ferrara, Via Saragat 1, 44122 Ferrara, Italy

⁶Institute for Nuclear Research, Russian Academy of Sciences, 117312 Moscow, Russia

⁷Institute for Theoretical and Experimental Physics, 113259 Moscow, Russia

⁸Inter University Accelerator Centre, New Delhi 110067, India

⁹Los Alamos National Laboratory, Los Alamos, NM 87545, USA

¹⁰Nagoya University, Nagoya, Aichi 464-8602, Japan

¹¹National Institute of Standards and Technology, Gaithersburg, MD 20899, USA

¹²New York University, New York, NY 10012, USA

¹³North Carolina State University, Raleigh, NC 27695, USA

¹⁴Novosibirsk State University, 630090 Novosibirsk, Russia

¹⁵Oak Ridge National Laboratory, Oak Ridge, TN 37831, USA

¹⁶Oklahoma State University, Stillwater, OK 74074, USA

¹⁷Physical Research Laboratory, Ahmedabad 380009, India

¹⁸Racah Institute of Physics, The Hebrew University, 91904 Jerusalem, Israel

¹⁹Saha Institute of Nuclear Physics, Kolkata 700064, India

²⁰St. Petersburg Nuclear Physics Institute, Gatchina, 188300 St. Petersburg, Russia

²¹State University of New York at Stony Brook, Stony Brook, NY 11790, USA

²²Triangle Universities Nuclear Laboratory, Durham, NC 27710, USA

²³Universidad Técnica Federico Santa María, Valparaíso, Chile

²⁴Università degli Studi di Ferrara, Via Saragat 1, 44122 Ferrara, Italy

²⁵Università dell'Aquila, Via Vetoio, 67100 Coppito, L'Aquila, Italy

²⁶University of California at Davis, Davis, CA 95616, USA

²⁷University of California at Irvine, Irvine, CA 92697, USA

- ²⁸ *University of Kentucky, Lexington, KY 40506, USA*
²⁹ *University of Maryland, College Park, MD 20742, USA*
³⁰ *University of Minnesota, Minneapolis, MN 55455, USA*
³¹ *University of Tennessee, Knoxville, TN 37996, USA*
³² *Variable Energy Cyclotron Centre, Kolkata 700064, India*
³³ *Washington University, St. Louis, MO 63130, USA*

Abstract:

This paper summarizes discussions of the theoretical developments and the studies performed by the NNbarX collaboration for the 2013 Snowmass Community Summer Study.

*To whom correspondence should be addressed. W. M. Snow: wsnow@indiana.edu, D. G. Phillips II dgphilli@ncsu.edu

1 Executive Summary

The discovery of neutrons turning into antineutrons would have a significant impact on the world of particle physics and cosmology by demonstrating that baryon number (\mathcal{B}) is not conserved and showing that all matter containing neutrons is unstable. It would imply that the matter in our universe can evolve from the initial $\mathcal{B}=0$ void predicted by inflation and thereby answer the very fundamental cosmological question of the origin of the observed matter-antimatter asymmetry of the universe. By showing \mathcal{B} is violated by 2 units, its discovery would strongly suggest that the physics of quark-lepton unification and neutrino mass generation is near the TeV scale with far reaching implications for Large Hadron Collider (LHC) searches. If seen at rates observable in a foreseeable next-generation experiment, its effects must be taken into account for any quantitative understanding of the baryon asymmetry of the universe. The experimental signature of antineutron annihilation in a free neutron beam is spectacular enough that an essentially “background free” search is possible, while any positive observation can be turned off by a very small change in the experiment’s ambient magnetic field. An optimized experimental search for oscillations using free neutrons from a 1 MW spallation target at Fermi National Accelerator Laboratory’s (FNAL) Project X [1] can improve existing limits on the free oscillation probability by 4 orders of magnitude by fully exploiting new slow neutron source and optics technology developed for materials research in an experiment delivering a slow neutron beam through a magnetically-shielded vacuum to a thin annihilation target. A null result at this level would represent the most stringent limit on matter instability above 10^{35} yrs [2,3]. Combined with data from the LHC and other searches for rare processes, a null result could also rule out a scenario for baryogenesis below the electroweak phase transition.

2 Physics Motivation for $n - \bar{n}$ Searches

Historically, the idea that neutron and antineutron can be states belonging to the same particle was first conjectured in 1937 [4]. Although particle physics since that time has witnessed the success of Quantum Chromodynamics and has evolved to accept \mathcal{B} as a good symmetry to understand observed nuclear phenomena, a tiny Majorana component to the neutron mass that violates \mathcal{B} still remains an intriguing possibility with far reaching implications. The early history of other physics ideas related to $n-\bar{n}$ oscillations is briefly discussed elsewhere [5].

There are many compelling reasons to think that fundamental particle interactions violate \mathcal{B} . Arguably, the most powerful reason is that generating the observed matter-antimatter asymmetry in the universe requires that \mathcal{B} must be violated [6]. Cosmological inflation, which is strongly supported by astronomical data, coupled with the fact that the universe has an excess of matter over antimatter, implies that baryon number (\mathcal{B}) must be violated [7,8]. Other reasons include grand unified theories (GUTs) [9,10] and non-perturbative effects in the Standard Model itself, which lead to \mathcal{B} -violation [11–13]. The \mathcal{B} -violating effects in all these models appear with a very weak strength so that stability of atoms such as hydrogen and helium are not significantly affected on the time scale of the

age of the universe.

Once we accept the possibility that \mathcal{B} is not a good symmetry of nature, there are many questions that must be explored to decide the nature of physics associated with \mathcal{B} -violation: is (a non-anomalous extension of) baryon number, \mathcal{B} , a global or local symmetry? Does \mathcal{B} occur as a symmetry by itself or does it appear in combination with lepton number, \mathcal{L} , i.e. $\mathcal{B} - \mathcal{L}$, as the Standard Model (SM) would suggest? What is the scale of \mathcal{B} -violation and the nature of the associated physics that is responsible for it? For example, is this physics characterized by a mass scale not too far above the TeV scale, so that it can be probed in experiments already searching for new physics in colliders as well as in low-energy rare processes? Are the details of the physics responsible for \mathcal{B} -violation such that they can explain the origin of matter?

Proton decay searches probe \mathcal{B} -violation due to physics at a grand unified scale of $\sim 10^{15} - 10^{16}$ GeV. In contrast, the \mathcal{B} -violating process of $n-\bar{n}$ oscillation, where a free neutron spontaneously transmutes itself into an antineutron, has very different properties and probes quite different physics. The oscillation process violates \mathcal{B} by two units and is caused by a dimension nine operator if only standard model fields are involved. In this case, it probes mass scales ~ 100 TeV if all couplings are assumed to be of order ~ 1 . However, examples of specific theories exist where new beyond-standard-model (BSM) particles with smaller couplings to quarks are predicted by other considerations e.g. baryogenesis, so that new particles with masses near a TeV scale mediating neutron oscillation can exist. These theories can be probed at the LHC, providing complementary information on the models for neutron oscillation. It may also be deeply connected to the possibility that neutrinos may be Majorana fermions, a natural expectation. A key question for experiments is whether there are theories that predict $n-\bar{n}$ oscillations at a level that can be probed in currently available facilities such as reactors or in contemplated ones such as Project X, with intense neutron fluxes. Equally important are the constraints that would be imposed on models for BSM physics should no evidence for oscillations be seen within the projected reach of a next generation of free-neutron searches (from 10^9 to 10^{10} s).

Motivated by theoretical possibility of baryon number violation by two units several experimental searches [40] have been performed with free neutrons in vacuum [14] and with neutrons bound inside nuclei [40] that set the limits for the free neutron- antineutron oscillation time at the level $\gtrsim 10^8$ s. These experiments and corresponding limits are discussed further in our paper.

2.1 Some Background Concerning Baryon Number Violation

Early on, it was observed that in a model with a left-right symmetric electroweak group, $G_{LR} = \text{SU}(2)_L \otimes \text{SU}(2)_R \otimes \text{U}(1)_{B-L}$, baryon and lepton numbers in the combination $\mathcal{B} - \mathcal{L}$ can be gauged in an anomaly-free manner [15–18]. The resultant $\text{U}(1)_{B-L}$ can be combined with color $\text{SU}(3)$ in an $\text{SU}(4)$ gauge group [15], giving rise to the group $G_{422} = \text{SU}(4) \otimes \text{SU}(2)_L \otimes \text{SU}(2)_R$. A higher degree of unification involved models that embed either the Standard Model gauge group $G_{SM} = \text{SU}(3)_c \otimes \text{SU}(2)_L \otimes \text{U}(1)_Y$ or G_{422} in a simple group such as $\text{SU}(5)$ or $\text{SO}(10)$ [9,10]. The motivations for grand unification theories are well-known

and include the unification of gauge interactions and their couplings, the related explanation of the quantization of weak hypercharge and electric charge, and the unification of quarks and leptons. While the gauge couplings do not unify in the Standard Model, they do unify in a minimal supersymmetric extension of the Standard Model. Although supersymmetric particles have not been discovered in the 7 TeV and 8 TeV data at the Large Hadron Collider, they may still be observed at higher energy. Supersymmetric grand unified theories thus provide an appealing possible ultraviolet completion of the Standard Model. The unification of quarks and leptons in grand unified theories (GUTs) generically leads to the decay of the protons and neutrons in nuclei with violation of baryon number. These decays typically obey the selection rule $\Delta\mathcal{B} = -1$ and $\Delta\mathcal{L} = -1$. However, the general possibility of a different kind of baryon-number violating process, namely the $|\Delta\mathcal{B}| = 2$ process of $n - \bar{n}$ oscillations, was suggested [19] even before the advent of GUTs. This was further discussed and studied after the development of GUTs in [20,21] and in a number of subsequent models [22–39]. Recently, a number of models have been constructed that predict $n - \bar{n}$ oscillations at levels within reach of possible new experimental searches [30,31,33,37,39].

2.2 $n - \bar{n}$ Oscillations in Vacuum

Since the neutron and antineutron have opposite magnetic moments, one must account for the magnetic splittings that may be present between n and \bar{n} states in an oscillation experiment. This motivates the following review of the formalism for the two level (n, \bar{n}) system and $n - \bar{n}$ oscillations in an external magnetic field [24,25].

The n and \bar{n} interact with the external \vec{B} field via their magnetic dipole moments, $\vec{\mu}_{n,\bar{n}}$, where $\mu_n = -\mu_{\bar{n}} = -1.9\mu_N$ and $\mu_N = e/(2m_N) = 3.15 \times 10^{-14}$ MeV/Tesla. Hence, the effective Hamiltonian matrix for the two-level $n - \bar{n}$ system takes the form

$$\mathcal{M}_{\mathcal{B}} = \begin{pmatrix} m_n - \vec{\mu}_n \cdot \vec{B} - i\lambda/2 & \delta m \\ \delta m & m_n + \vec{\mu}_n \cdot \vec{B} - i\lambda/2 \end{pmatrix}, \quad (2.1)$$

where m_n is the mass of the neutron, δm is the \mathcal{B} -violating potential coupling the n and \bar{n} states, and $1/\lambda = \tau_n = (880.0 \pm 0.9)$ s [40] is the mean neutron lifetime.

The transition probability for a neutron traveling in vacuum for a time t since its last interaction with matter is given by $P(n(t) = \bar{n}) = \sin^2(2\theta) \sin^2[(\Delta E)t/2] e^{-\lambda t}$, where $\Delta E \simeq 2|\vec{\mu}_n \cdot \vec{B}|$ and $\tan(2\theta) = -\delta m/(\vec{\mu}_n \cdot \vec{B})$. In a free propagation experiment, the quasi-free condition must hold, such that $|\vec{\mu}_n \cdot \vec{B}|t \ll 1$. In this limit and also assuming that $t \ll \tau_n$, $P(n(t) = \bar{n}) \simeq [(\delta m)t]^2 = (t/\tau_{n-\bar{n}})^2$.

The number of \bar{n} 's produced by the $n - \bar{n}$ oscillations is given by $N_{\bar{n}} = P(n(t) = \bar{n})N_n$, where $N_n = \phi T_{run}$, with ϕ the integrated neutron flux and T_{run} the running time. When the quasi-free condition holds, the sensitivity of the experiment depends in part on the product $t^2\phi$, so, with adequate magnetic shielding, one wants to maximize t , subject to the condition that $|\vec{\mu}_n \cdot \vec{B}|t \ll 1$.

2.3 $n - \bar{n}$ Oscillations in Nuclei

To put the proposed free propagation $n-\bar{n}$ oscillation experiment in perspective, it is appropriate to review limits that have been achieved in the search for $n - \bar{n}$ oscillations in nuclei, using large nucleon decay detectors [40].

Most of the neutrons available for experiments are contained inside nuclei. However, their transformation to antineutrons is heavily suppressed by the nuclear potential difference for particle and antiparticle components of the neutron wave function. Large magnitudes of suppression can be qualitatively explained by a simple argument: neutrons inside nuclei are quasi-free for the time $\Delta t \sim 1/\Delta E$, where ΔE is of the order of the neutron binding energy inside the nuclei, e.g. ~ 30 MeV. During the time Δt , the quasi-free neutron acquires a probability of transformation to an antineutron proportional to Δt^2 . At the end of the period Δt , the wavefunction is reset due to different interactions within nuclear potentials of different components of the wavefunction. This quasi-free condition occurs in nuclei $1/\Delta t$ times per second. Thus, the total width for an intranuclear $n-\bar{n}$ transformation is equal to $\Delta t/\tau_{n-\bar{n}}^2$ and the intranuclear lifetime τ_m in respect to $n-\bar{n}$ transformation is $\tau_m = R \cdot \tau_{n-\bar{n}}^2$, where R is the ‘‘nuclear suppression factor’’ approximately equal to $1/\Delta t$. Several more elaborate nuclear model calculations give results within the same order of magnitude [2,3,41], and slightly different for different nuclei. The nuclear suppression factor is somewhat smaller for deuterium due to the small binding energy.

The best limit for an intranuclear $n-\bar{n}$ search was published in 2002 by the Soudan II collaboration for ^{56}Fe nuclei as $\tau_m > 0.72 \times 10^{32}$ yr (90% CL) [42]. Using a suppression factor of $R \simeq 1.4 \times 10^{-23} \text{ s}^{-1}$ [2], this corresponds to a free $n-\bar{n}$ oscillation time of $\tau_{n-\bar{n}} > 1.3 \times 10^8$ s. Preliminary results of the SNO Collaboration on deuterium and ^{16}O using a fraction of available experimental statistics [43] together with the most recent suppression factor for deuterium [44] gives a new limit for a free $n-\bar{n}$ oscillation time of $\tau_{n-\bar{n}} > 1.8 \times 10^8$ s. The preliminary result from the Super-Kamiokande collaboration for the ^{16}O nuclei lifetime (for $n-\bar{n}$) is $\tau_m > 1.9 \times 10^{32}$ yr (90% CL) [45], which is translated [2] to a free neutron oscillation time of $\tau_{n-\bar{n}} > 2.44 \times 10^8$ s. However, with the more advanced nuclear suppression factor in [3] the same Super-Kamiokande result should correspond to $\tau_{n-\bar{n}} > 3.5 \times 10^8$ s.

Common for the limits in all of the three intranuclear experiments mentioned above is the presence of irreducible backgrounds associated with detection of atmospheric neutrinos in deep underground detectors. The limit from the Super-Kamiokande collaboration is based on 24 candidate events with an expected calculated background of 24.1 events. If this situation can not be improved with large detectors employing new technologies, like for example in a large liquid Argon (LAr) detector where the atmospheric neutrino background is expected to be significantly suppressed by additional high-resolution spatial and ionization information, then the background will remain a factor limiting further progress for $n-\bar{n}$ search in intranuclear $n-\bar{n}$ transformations. The advantages of LAr detectors for suppressing atmospheric neutrino backgrounds in the detection of $n-\bar{n}$ events still remains to be experimentally demonstrated.

2.4 Operator Analysis and Estimate of Matrix Elements

At the quark level, the $n \rightarrow \bar{n}$ transition is $(udd) \rightarrow (u^c d^c d^c)$. This is mediated by six-quark operators \mathcal{O}_i , so the transition amplitude is characterized by an effective mass scale M_X and is expressed as

$$\delta m = \langle \bar{n} | H_{eff} | n \rangle = \frac{1}{M_X^5} \sum_i c_i \langle \bar{n} | \mathcal{O}_i | n \rangle. \quad (2.2)$$

Hence, $\delta m \sim \kappa \Lambda_{QCD}^6 / M_X^5$, where κ is a generic κ_i and $\Lambda_{QCD} \simeq 200$ MeV arises from the matrix element $\langle \bar{n} | \mathcal{O}_i | n \rangle$. For M_X of order 10^5 GeV, one has $\tau_{n-\bar{n}} \simeq 10^9$ s.

The operators \mathcal{O}_i must be color singlets and, for M_X larger than the electroweak symmetry breaking scale, also $SU(2)_L \times U(1)_Y$ -singlets. An analysis of these (operators) was carried out in [26] and the $\langle \bar{n} | \mathcal{O}_i | n \rangle$ matrix elements were calculated in the MIT bag model. Further results were obtained varying MIT bag model parameters in [28]. These calculations involve integrals over sixth-power polynomials of spherical Bessel functions from the quark wavefunctions in the bag model. From the arguments above, it was found that

$$|\langle \bar{n} | \mathcal{O}_i | n \rangle| \sim O(10^{-4}) \text{ GeV}^6 \simeq (200 \text{ MeV})^6 \simeq \Lambda_{QCD}^6 \quad (2.3)$$

An exploratory effort has recently begun to calculate these matrix elements using lattice gauge theory methods [46]. Given that the mass scales probed by these measurements go well beyond the TeV scale, the fundamental impact of a result (whether or not oscillations are observed) and the availability of a variety of models predicting $n-\bar{n}$ at current sensitivity levels ($\tau_{n-\bar{n}} \sim 10^8$ s), there is strong motivation to pursue a higher-sensitivity $n - \bar{n}$ oscillation search experiment that can achieve a lower bound of $\tau_{n-\bar{n}} \sim 10^9 - 10^{10}$ s.

3 NNbarX: An Experimental Search for $n - \bar{n}$ Oscillations at FNAL

Project X presents an opportunity to probe $n-\bar{n}$ transformation with free neutrons with an unprecedented improvement in sensitivity [1]. Improvements would be achieved by creating a unique facility, combining a high intensity cold neutron source *dedicated* to particle physics experiments with advanced neutron optics technology and detectors which build on the demonstrated capability to detect antineutron annihilation events with zero background. Existing slow neutron sources at research reactors and spallation sources possess neither the required space nor the degree of access to the cold source needed to take full advantage of advanced neutron optics technology which enables a greatly improved free $n-\bar{n}$ transformation search experiment. Therefore, a dedicated source devoted exclusively to fundamental neutron physics, such as would be available at Project X, represents an exciting tool to explore not only $n-\bar{n}$ oscillations, but also other Intensity Frontier questions accessible through slow neutrons.

3.1 Previous Experimental Searches for $n - \bar{n}$ Oscillations

As mentioned in Sec. 2.3, the current best limit on $n-\bar{n}$ oscillations comes from the Super-Kamiokande experiment, which determined an upper-bound on the free neutron oscillation time of $\tau_{n-\bar{n}} > 3.5 \times 10^8$ s from $n-\bar{n}$ transformation in ^{16}O nuclei [3,45]. An important point for underground water Cherenkov measurements is that these experiments are already limited in part by atmospheric neutrino backgrounds. Because only modest increments in detector mass over Super-Kamiokande are feasible and the atmospheric neutrino backgrounds will scale with the detector mass, dramatic improvements in the current limit will be unrealizable for such experiments.

Experiments which utilize free neutrons to search for $n-\bar{n}$ oscillations have a number of remarkable features. The basic idea for these experiments is to prepare a beam of slow (below room temperature) neutrons which propagate freely from the exit of a neutron guide to a distant annihilation target. During the time in which the neutron propagates freely, a \mathcal{B} -violating interaction can produce oscillations from a pure “ n ” state to one with an admixture of “ n ” and “ \bar{n} ” amplitudes. Antineutron appearance is sought through annihilation in a thin target, which generates several secondary pions seen by a tracking detector situated around the target. This signature strongly suppresses backgrounds.

To observe an $n-\bar{n}$ oscillation signal using free neutrons, the “quasi-free” condition must hold, in which the n and \bar{n} are effectively degenerate. This creates a requirement for low pressures (below roughly 10^{-5} Pa for Project X) and very small ambient magnetic fields (between 1 and 10 nT for Project X) in order to prevent splittings between the neutron and antineutron from damping the oscillations. This feature also provides a unique and robust test for a “false positive” result due to backgrounds. By deliberately lifting the quasi-free condition (introduce a mT ambient magnetic field to the neutron beam drift region), one can effectively eliminate any antineutron annihilation events in the target, permitting a rigorous evaluation of annihilation detector backgrounds. An improvement in sensitivity over the current free-neutron limit is available through the use of cutting-edge neutron optics, greatly increasing the neutron integrated flux and average transit time to the annihilation target.

The current best limit for an experimental search for free $n-\bar{n}$ oscillations was performed at the ILL in Grenoble from 1989 - 1991 [14] (see Fig. 1). This experiment used a cold neutron beam from their 57 MW research reactor with a neutron current of 1.25×10^{11} n/s incident on the annihilation target and gave a limit of $\tau_{n-\bar{n}} > 0.86 \times 10^8$ s [14]. The neutrons from the source were moderated to a temperature of 25 K, which corresponded to an average velocity of ~ 600 m/s and the average neutron observation time was $t_{RMS} \sim 0.109$ s [47]. A vacuum of $P \simeq 2 \times 10^{-4}$ Pa maintained in the neutron flight volume and a magnetic field of $|\vec{B}| < 10$ nT satisfied the quasi-free conditions for oscillations to occur. Antineutron appearance was sought through annihilation with a ~ 130 μm thick carbon film target which generated at least two tracks (one due to a charged particle) in the tracking detector with a total energy above 850 MeV in the surrounding calorimeter. In one year of operation the ILL experiment saw zero candidate events with zero background [14].

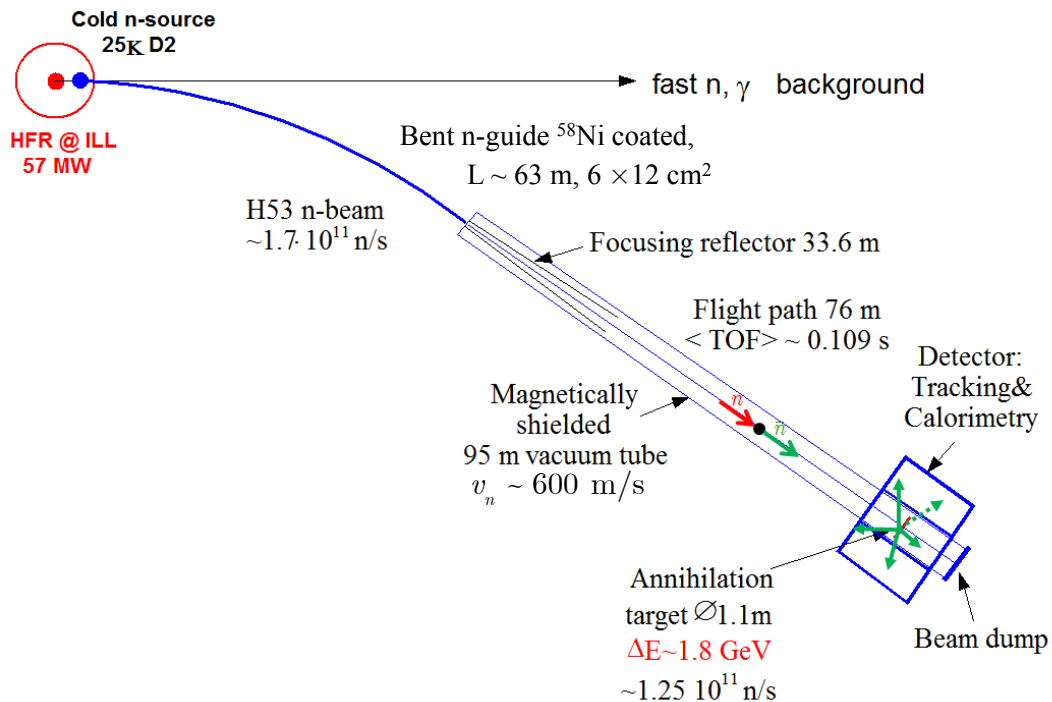


Figure 1: Configuration of the horizontal n - \bar{n} search experiment at ILL/Grenoble [14].

3.2 Overview of the NNbarX Experiment

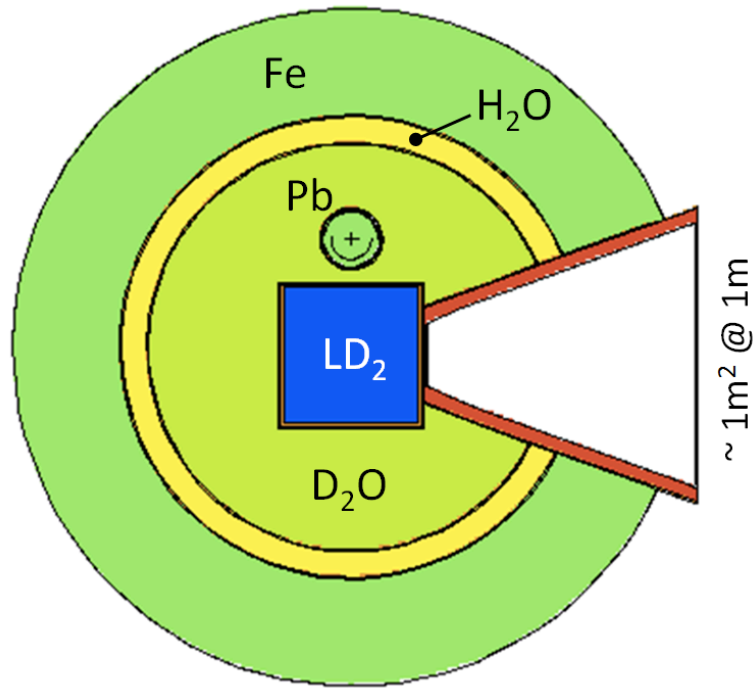
A n - \bar{n} oscillation search experiment at Project X (NNbarX) is conceived of as a two-stage experiment. The neutron spallation target/moderator/reflector system and the experimental apparatus need to be designed together in order to optimize the sensitivity of the experiment. The target system and the first-stage experiment can be built and start operation during the commissioning of the first-stage of Project X, which is based on a 1 GeV proton beam Linac operating at 1 mA. The first-stage of NNbarX will be a horizontal experiment with configuration similar to the ILL experiment [14], but employing modernized technologies which include an optimized slow neutron target/moderator/reflector system and an elliptical supermirror neutron focusing reflector. Our very conservative baseline goal for a first-stage experiment is a factor of 30 improvement of the sensitivity, $N_n \cdot t^2$, for n - \bar{n} oscillations beyond the limits obtained in the ILL experiment [14], where N_n is the number of free neutrons observed and t is the neutron observation time (discussed in Sec. 2.2). This level of sensitivity would also surpass the n - \bar{n} oscillation limits obtained in the Super-Kamiokande, Soudan-II, and SNO intranuclear searches [42,43,45]. In fact, although still in progress, our optimization studies indicate that this horizontal geometry is capable of improvements of a factor of 300 or more in sensitivity over 3 years of operation at Project X. A future, second stage of an NNbarX experiment can achieve higher sensitivity by exploiting a vertical layout and a moderator/reflector system which can make use of colder neutrons and ultracold neutrons (UCN) for the n - \bar{n} search. This experimental arrangement involves new technologies that will require a dedicated R&D campaign, but the

sensitivity of NNbarX should improve by another factor of ~ 100 with this configuration, corresponding to limits for the oscillation time parameter $\tau_{n-\bar{n}} > 10^{10}$ s. The increased sensitivity for $n-\bar{n}$ oscillations beyond all current experimental limits [14,42,43,45] provide a strong motivation to search for $n-\bar{n}$ oscillations as a part of Project X.

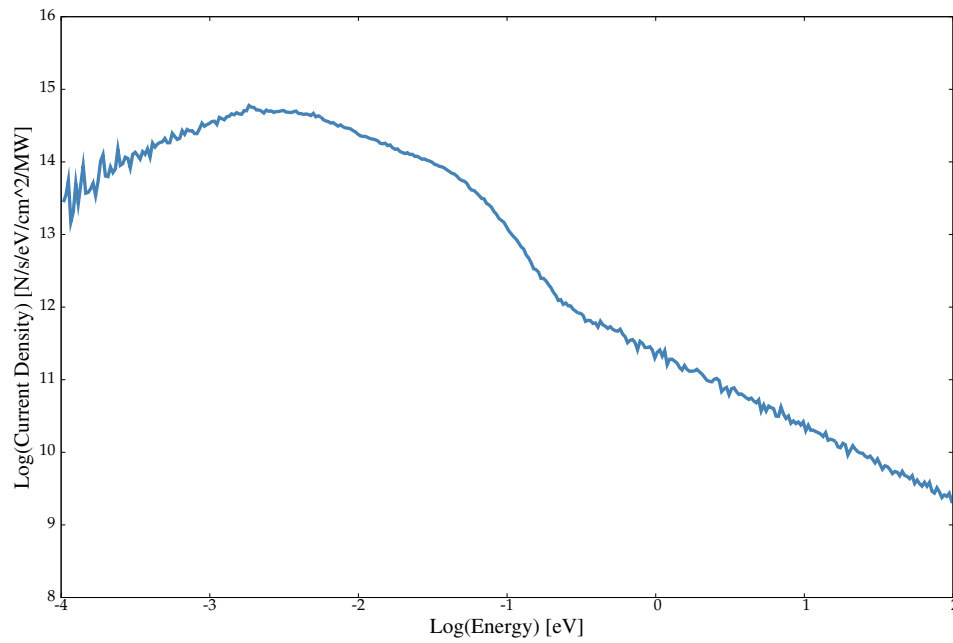
The reason there has been no improvement in the limit on free neutron $n-\bar{n}$ oscillations since the ILL experiment is that no substantial improvement is possible using existing sources. Intense beams of very low energy neutrons (meV) are available at facilities optimized for condensed matter studies focused on neutron scattering. These sources may be based on high flux reactors such as the ILL or the High Flux Isotope Reactor (Oak Ridge) or on accelerator based spallation sources such as SINQ (Switzerland) [48,49], the SNS [50], or the JSNS in Japan [51]. Existing neutron sources are designed and optimized to serve a large number of neutron scattering instruments, each of which requires a beam with a relatively small cross-sectional area. A fully optimized neutron source for an $n-\bar{n}$ oscillation experiment would require a beam having a very large cross section and large solid angle. There are no such beams at existing sources as these attributes would preclude them from providing the resolution necessary for virtually all instruments suitable for materials research. The creation of such a beam at an existing facility would require major modifications to the source/moderator/shielding configuration that would seriously impact the efficacy for neutron scattering.

The initial intensity of the neutron source was determined in the ILL experiment by the brightness of the liquid deuterium cold neutron source and the transmission of the curved neutron guide. Although one expects the sensitivity to improve as the average velocity of neutrons is reduced, it is not practical to use very cold neutrons (< 200 m/s) with a horizontal layout for the $n-\bar{n}$ search due to effects of Earth's gravity, which will not allow free transport of very slow neutrons over significant distances in the horizontal direction. Modest improvements in the magnetic field and vacuum levels reached for the ILL experiment would still assure satisfaction of the quasi-free condition for the horizontal experiment planned at Project X, but in our ongoing optimizations we will investigate limits of $|\vec{B}| \leq 1$ nT in the whole free flight volume and vacuum better than $P \sim 10^{-5}$ Pa in anticipation of the more stringent requirements for a vertical experiment. The costs of realizing these more stringent goals will be considered in our optimization of the experimental design.

The Project X spallation target system will include a cooled spallation target, reflectors and cold source cryogenics, remote handling, non-conventional utilities, and shielding. The delivery point of any high-intensity beam is a target which presents technically challenging issues for optimized engineering design, in that optimal neutron performance must be balanced by effective strategies for heat removal, radiation damage, remote handling of radioactive target elements, shielding, and other aspects and components of reliable safe operation. The NNbarX baseline design incorporates a spallation target core, which can be cooled by circulating water or heavy water and will be coupled to a liquid deuterium cryogenic moderator with optimized size and performance (see Fig. 2).



(a)



(b)

Figure 2: a) Depiction of the initial NNbarX baseline cold neutron source geometry. b) MCNPX simulation of the cold neutron spectrum entering the neutron optical system.

3.3 Increased Sensitivity of the NNbarX Experiment

A higher sensitivity in the NNbarX experiment compared to the previous ILL experiment [14], can be achieved by employing various improvements in neutron optics and moderation [52]. Conventional moderator designs can be enhanced to increase the yield of cold neutrons through a number of neutronics techniques such as a re-entrant moderator design [53], use of reflector/filters [54], supermirror reflectors [55], and high-albedo materials such as diamond nanoparticle composites [56–58]. Although potentially of high positive impact for an $n-\bar{n}$ experiment, some of these techniques are not necessarily suitable for multi-purpose spallation sources serving a materials research user community (where sharply defined neutron pulses in time may be required, for example).

Supermirrors based on multi-layer coatings can greatly increase the range of reflected transverse velocities relative to the nickel guides used in the ILL experiment. Supermirrors with $m = 4$, are now mass-produced and supermirrors with up to $m = 7$, can be manufactured [55], where m is the ratio of the mirrors critical angle for total external reflection to that of nickel (for a given wavelength). To enhance the sensitivity of the $n-\bar{n}$ oscillation search, the supermirrors can be arranged in the shape of a truncated focusing ellipsoid [59] (see Fig. 3a). The focusing reflector with a large acceptance aperture will intercept neutrons within a fixed solid angle and direct them by single reflection to the target. The cold neutron source and annihilation target will be located in the focal planes of the ellipsoid. The geometry of the reflector and the parameter m of the mirror material are chosen to maximize the sensitivity, $N_n \cdot t^2$, for a given source brightness and a given moderator and annihilation target size. Elliptical concentrators of somewhat smaller scale have already been implemented for a variety of cold neutron experiments [60]. The plan to develop a *dedicated* spallation neutron source for particle physics experiments creates a unique opportunity to position the NNbarX neutron optical system to accept a huge fraction of the neutron flux, resulting in large gains in the number of neutrons directed to the annihilation target. Such a strategy makes use of a large fraction of the available neutrons from the cold source, so it would be incompatible with a typical multi-user materials research facility, which would result in a reduction of $n-\bar{n}$ sensitivity. Initial steps towards an optimized design have been taken, with an NNbarX source design similar to the SINQ source modeled and vetted vs. SINQ source performance (see Fig. 2), and a partially optimized elliptical neutron optics system shown in Fig. 3a.

A MCNPX [61] simulation of the performance of the cold source shown in Fig. 2 produced a flux of cold neutrons emitted from the face of cryogenic liquid deuterium moderator into forward hemisphere with the spectrum shown in Fig. 2. Only a fraction of the integrated flux is accepted by the focusing reflector to contribute to the sensitivity at the annihilation target. Neutrons emitted from the surface of neutron moderator were traced through the detector configuration shown in Fig. 2 with gravity taken into account and with focusing reflector parameters that were adjusted by a partial optimization procedure. The flux of cold neutrons impinging on the annihilation detector target located at the distance L from the source was calculated after reflection (mostly single) from the focusing mirror. The time of flight to the target from the last reflection was also recorded in the simulation procedure. Each traced neutron contributed to the total sensitivity figure $N_n \cdot t^2$ that was

finally normalized to the initial neutron flux from the moderator. Sensitivity as function of distance between neutron source and target is shown in Fig. 3(b). The simulation has several parameters that affect the sensitivity: emission area of the moderator, distance between moderator and annihilation target, diameter of the annihilation target, starting and ending distance for truncated focusing mirror reflector, semi-major axis of the ellipsoid ($L/2$), and the reflecting value “ m ” of the mirror. Sensitivity is a complicated functional in the space of these parameters. A vital element of our ongoing design work is to understand the projected cost for the experiment as a function of these parameters.

A sensitivity in NNbarX in units of the ILL experiment larger than 100 per year of running seems feasible from these simulations. Configurations of parameters that would correspond to even larger sensitivities are achievable, but for the baseline simulation shown in Fig. 3 we have chosen a set of parameters that we believe will be reasonably achievable and economical after inclusion of more engineering details than can be accommodated in our simulations to date. The optimal neutron optical configuration for an $n-\bar{n}$ oscillation search is significantly different from anything that has been built, so the impact on the sensitivity of cost and engineering considerations is not simple to predict at such an early stage of the project. To demonstrate that the key sensitivity parameters predicted by these simulations do not dramatically depart from existing engineering practice, we include Table 1, which shows the value of these same parameters at existing MW-scale spallation neutron sources for the source and optical parameters, and the ILL experiment for the overall length L .

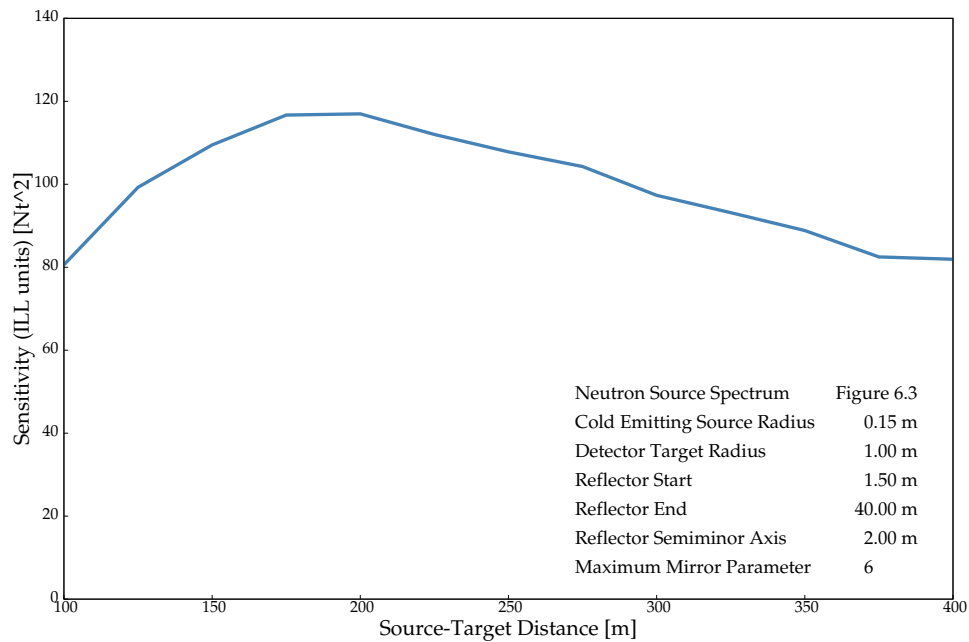
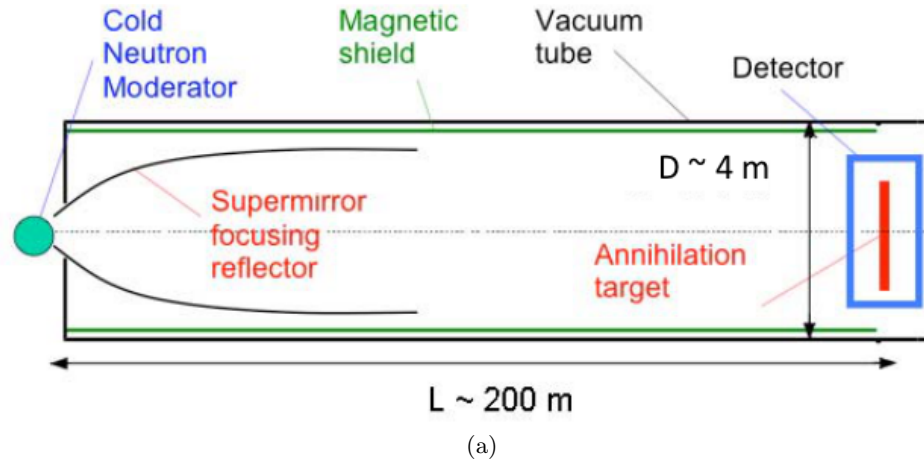
Table 1: Comparison of parameters in NNbarX simulations with existing practice.

Parameter	Units	Used in Simulations	Existing MW Facility Value	References
Source brightness ($E < 400$ meV)	$n/(\text{s cm}^2 \text{ sterad MW})$	3.5×10^{12}	4.5×10^{12}	[51]
Moderator viewed area	cm^2	707	190	[51]
Accepted solid angle ¹	sterad	0.2	0.034	[62]
Vacuum tube length	m	200	100	[14]
¹² C target diameter	m	2.0	1.1	[14]

¹ Note that the solid angle quoted from JSNS is the total for a coupled parahydrogen moderator feeding 5 neighboring beamlines (each of which would see a fifth of this value), whereas at NNbarX the one beam accepts the full solid angle.

3.4 Requirements for an Annihilation Detector

The target vacuum and magnetic field of 10^{-5} Pa and $|\vec{B}| < 1$ nT respectively is achievable with standard vacuum technology and with an incremental improvement on the ILL experiment through passive shielding and straight-forward active field compensation [1,14]. In the design of the annihilation detector, our strategy is to develop a state-of-the-art realization of the detector design used in the ILL experiment [14] (see Fig. 4a). The spallation



(b)

Figure 3: a) Schematic diagram of a candidate $NN\bar{X}$ geometry, depicting the relative location of the cold neutron source, reflector, target, and annihilation detector. b) Calculation of the $n-\bar{n}$ oscillation sensitivity for a geometry similar to that in panel (a), where all parameters are fixed except for the source-target distance.

target geometry of NNbarX introduces a new consideration in the annihilation detector design, because of the possible presence of fast neutron and proton backgrounds. We defer discussion of the impact of the fast backgrounds on detector design to Sec. 5, and concentrate here on our general detector design strategy.

In general, the $n\bar{n}$ detector doesn't require premium performance, but due to its relatively large size needs careful optimization of the cost. In the current NNbarX baseline experiment, a uniform carbon disc in the center of the detector vacuum region with a thickness of $\sim 100\ \mu\text{m}$ and diameter $\sim 2\ \text{m}$ would serve as an annihilation target. Carbon is useful as an annihilation target due to the low capture cross section for thermal neutrons $\sim 4\ \text{mb}$ and high annihilation cross-section $\sim 4\ \text{kb}$. The fraction of hydrogen in the carbon film should be controlled below $\sim 0.1\%$ to reduce generation of capture γ 's. The detector should be built along a $\sim 4\ \text{m}$ diameter vacuum region and cover a significant solid angle in θ -projection from $\sim 20^\circ$ to 160° corresponding to the solid angle coverage of $\sim 94\%$. The tube encompassing the neutron beamline vacuum region should have a thickness of $\sim 1.5\ \text{cm}$ and be made of low- Z material (Al) to reduce multiple scattering for tracking and provide a low (n,γ) cross-section. Additional lining of the inner surface of the vacuum region with ${}^6\text{LiF}$ pads will reduce the generation of γ 's by captured neutrons. The detector vacuum region is expected to be the source of $\sim 10^8\ \gamma$'s per second originating from neutron capture.

A tracker system should extend radially from the outer surface of the detector vacuum tube by $\sim 50\ \text{cm}$. It should provide rms $\leq 1\ \text{cm}$ accuracy for annihilation vertex reconstruction to the position of the target in the θ -projection (compared to $4\ \text{cm}$ in ILL experiment). This is a very important resource for the control of background suppression in the detector. Reconstruction accuracy in the ϕ -projection can be a factor of 3 - 4 lower than the θ -projection and not degrade background rejection capability. Relevant tracker technologies can include straw tubes, proportional and drift detectors. A system similar to the ATLAS transition radiation tracker (TRT) is currently under consideration for the tracking system. Each straw tube in the ATLAS TRT has an intrinsic coordinate resolution of $130\ \mu\text{m}$, which is more than adequate for the NNbarX annihilation detector. We do, however, expect some optimization of these straw tubes will be required to adapt them to the NNbarX application. For example, the ATLAS TRT is capable of providing tracking for charged particles down to a transverse momentum of $p_T = 0.25\ \text{GeV}$ with an efficiency of 93.6%, but typically places a cut of $p_T > 1.00\ \text{GeV}$ due to combinatorics on the large number of tracks in collision events [64,65]. As with each candidate detector technology, an NNbarX optimization strategy will be identified and tested when possible.

A time of flight (TOF) system should consist of two layers of fast detectors (e.g. plastic scintillation slabs or tiles) before and after the tracker. With two layers separated by $\sim 50\ \text{cm}$ - $60\ \text{cm}$, the TOF systems should have timing accuracy sufficient to discriminate the annihilation-like tracks from the cosmic ray background originating outside the detector volume.

The calorimeter will range out the annihilation products and should provide trigger signal and energy measurements. The average multiplicity of pions in annihilation at rest equals 4.5, so an average pion can be stopped in $\sim 20\ \text{cm}$ of dense material (like lead or iron). For low multiplicity (but small probability) annihilation modes, the amount of material can

be larger. The calorimeter configuration used in the ILL experiment, with 12 layers of Al/Pb interspersed with gas detector layers, might be a good approach for the calorimeter design. Detailed performance for the measurement of total energy of annihilation events and momentum balance in θ - and ϕ -projections should be determined from simulations. An approach using MINER ν A-like wavelength shifting fibers coupled to extruded polystyrene scintillator is also being considered [66].

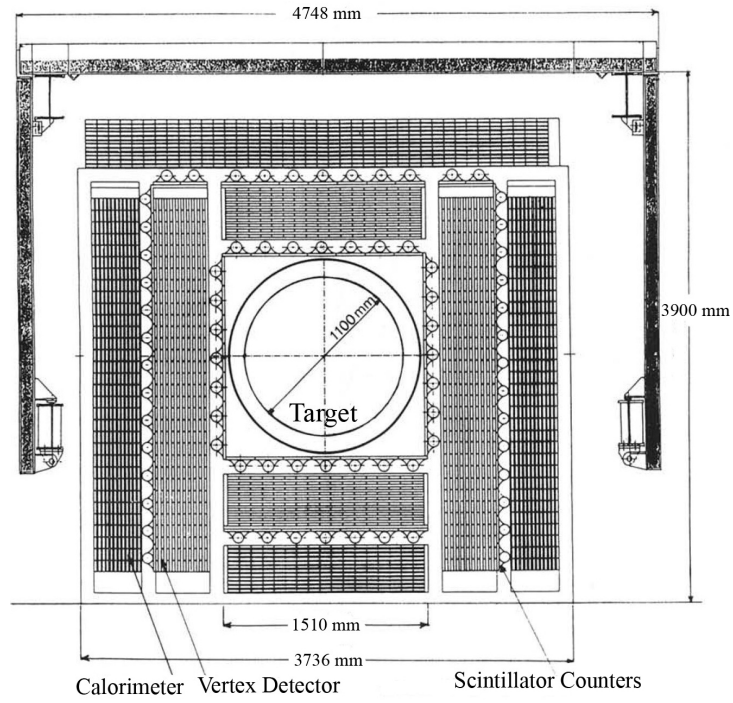
Although modern detector choices may eliminate the need for a separate cosmic ray veto system (CVS) surrounding the calorimeter, we include it in our baseline design at present. The cosmic veto system (CVS) surrounding the calorimeter should efficiently tag cosmic ray background. Large area detectors similar to MINOS scintillator supermodules [67] might be a good approach to the configuration of the CVS. Possible use of timing information should be studied in connection with the TOF system.

4 NNbarX Simulation

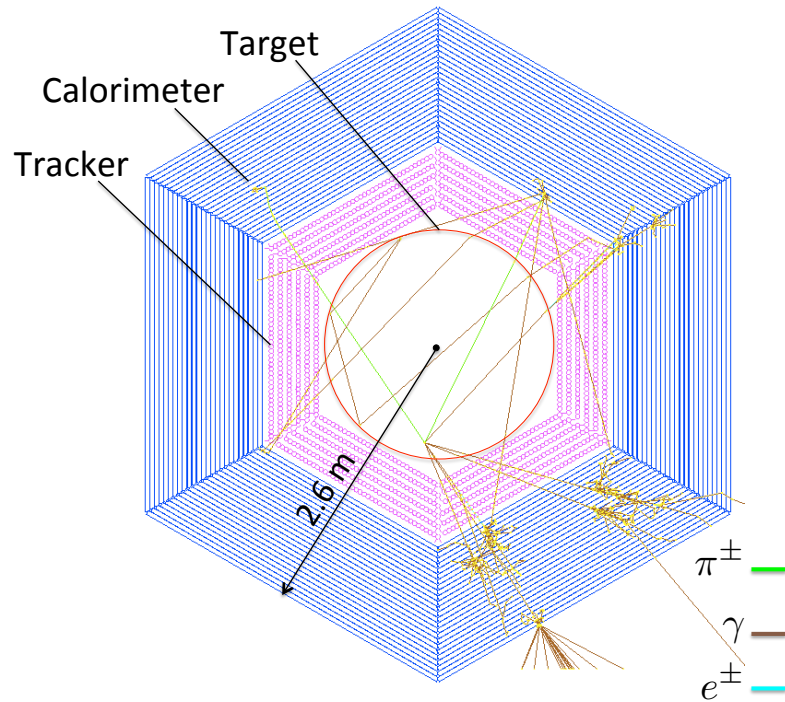
Developing a detector model that allows us to reach our goal of zero background and optimum signal event detection efficiency is the primary goal of our simulation campaign, which is currently underway. We are using Geant 4.9.6 [68] to simulate the passage of annihilation event products through the annihilation detector geometry. A detailed treatment of n - \bar{n} annihilation modes in ^{12}C is currently under development. According to a Super-Kamiokande simulation study, 90% of the n - \bar{n} annihilation modes in ^{16}O are purely pionic, while the remaining 10% are captured in the $\pi^+\pi^-\omega$ mode [45], which we expect to be similar to the physics of NNbarX. The event generator for n - \bar{n} annihilation modes in ^{12}C and fragmentation modes of the residual nucleus uses programs developed for the IMB experiment and Kamiokande II collaborations [69,70] validated in part by data from the Fréjus, LEAR, and Super-Kamiokande experiments [45,71–74]. The cross sections for the π -residual nucleus interactions were based on extrapolation from measured π - ^{12}C and π -Al cross sections. Excitation of the $\Delta(1232)$ resonance was the most important parameter in the nuclear propagation phase. Nuclear interactions in the event generator include π and ω elastic scattering, π charge exchange, π -production, π -absorption, inelastic ω -nucleon scattering to a π , and ω decays inside the nucleus. Fig. 4b shows an event display from our preliminary Geant4 simulation of an annihilation event in a detector geometry with a straw tube tracker and a calorimeter made of polystyrene scintillators and Pb absorbers.

5 NNbarX Backgrounds

Although we base our overall approach to the annihilation event detector on the successful ILL detector configuration, the spallation target geometry of NNbarX introduces a new consideration in the annihilation detector design. Initial simulations using a simplified spallation target geometry in MCNPX [61] (see Figs. 5 and 6) and MARS [75] indicate a possible presence of backgrounds from copious γ 's, fast neutrons and protons scattered from the spallation target. Simulations using the spallation target geometry described in



(a)



(b)

Figure 4: a) Cross-sectional drawing of the ILL $n\bar{n}$ annihilation detector [14]. b) Cross-sectional event display from our preliminary Geant4 [68] simulation for an annihilation event in a hexagonal NNbarX detector geometry with a length of 10 m.

Sec. 3.2 are currently underway.

The γ backgrounds can be effectively cut with a veto on the detector correlated with the beam timing. According to simulations in MCNPX [61] using the simplified spallation target geometry, a Be filter inserted in front of the spallation target will eliminate fast protons above 550 MeV (see Fig. 6b). The arrival time distribution at the detector for fast neutrons and the remaining fast protons will have a much larger spread, and may impact the design of the detector. For NNbarX, we utilize a strategy of integrating our shielding scheme for fast particles into the design of the source and beamline, and optimize the choice of tracker detectors to differentiate between charged and neutral tracks. These backgrounds can be effectively eliminated with a slow proton beam-chopping protocol (1 ms on, 1 ms off), at the expense of roughly a factor of two in integrated neutron flux, making an improved background rejection strategy highly desirable.

Currently, the response of tracker and scintillator technologies in experiments at the Intensity Frontier to fast neutrons is not well characterized. Understanding the response of the NNBarX candidate tracker and calorimeter technologies to fast neutrons would be an important tool for background reduction in NNBarX and extremely useful for detector development in the search for $n - \bar{n}$ oscillation using free neutrons. In order to provide a detailed understanding of our candidate detector technologies to fast neutrons, we have begun a characterization campaign at the WNR facility at Los Alamos National Laboratory (LANL). The 800 MeV proton linear accelerator at the Los Alamos Neutron Science Center (LANSCE) provides a pulsed ($\approx 4 \mu\text{A}$ at 40 Hz) beam to the spallation target at the WNR facility (Fig. 7a). Beamlines at fixed angles with respect to the incident proton beam are equipped with shutters and collimators, to provide a maximum fast neutron beam intensity of about 10^6 n/sec in a 5 cm diameter beam. A key feature of the WNR facility is that a calibrated set of fission-foil detectors continuously monitors each fast neutron beam [76], providing the absolute neutron flux as a function of energy. According to a 2012 test run, the pulse beam structure from the LANSCE accelerator allows for the neutron energy to be determined via the time of flight, with an energy resolution of $\simeq 0.4\%$ at a few MeV to $\simeq 8\%$ at 800 MeV. According to simulations in MCNPX [61], the LANSCE WNR beam line will provide a neutron energy spectrum similar to the expected neutron energy distribution in Project X (Fig. 7b). Ultimately, the measured fast neutron response for candidate technologies will be integrated into our detector simulation campaign to permit a realistic assessment of their impact to our sensitivity and background rejection procedure.

6 The NNbarX Research and Development Program

In October of 2012, the FNAL Physics Advisory Committee strongly supported the physics of NNbarX and recommended that “R&D be supported, when possible, for the design of the spallation target, and for the overall optimization of the experiment, to bring it to the level required for a proposal to be prepared.” The NNbarX collaboration has identified several areas where research and development may substantially improve the physics reach of the experiment and/or significantly reduce its costs: target and moderator design, neutron optics optimization and the annihilation detector design. At the core of this activity

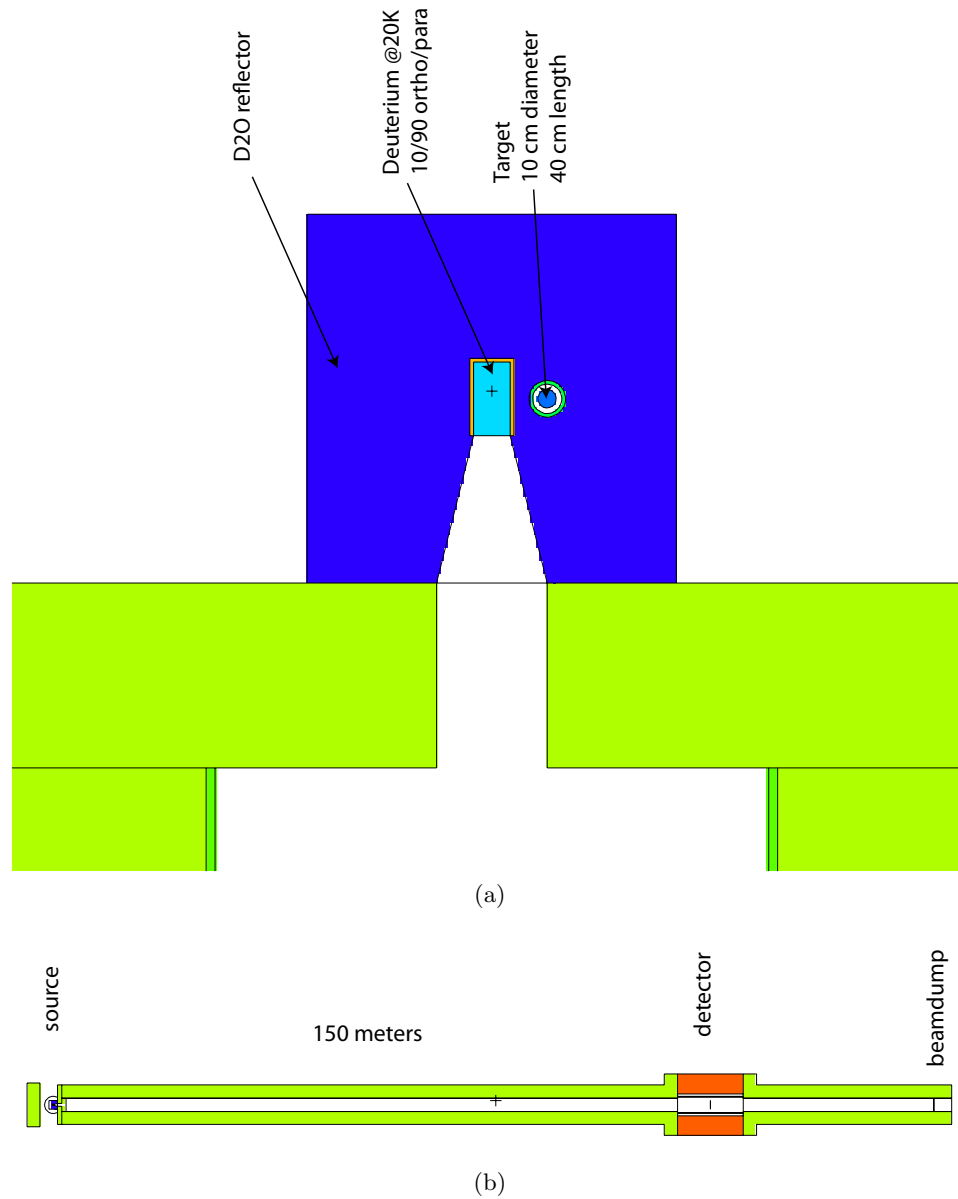
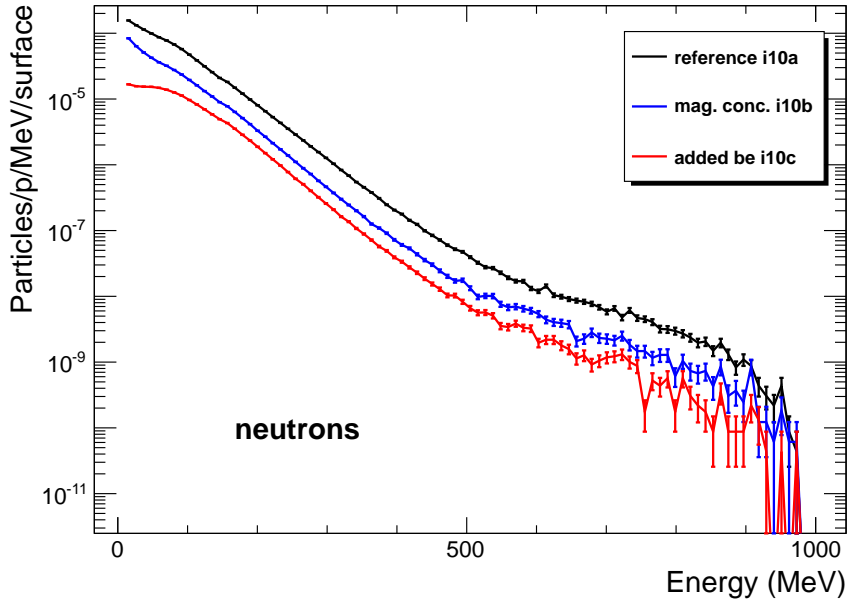
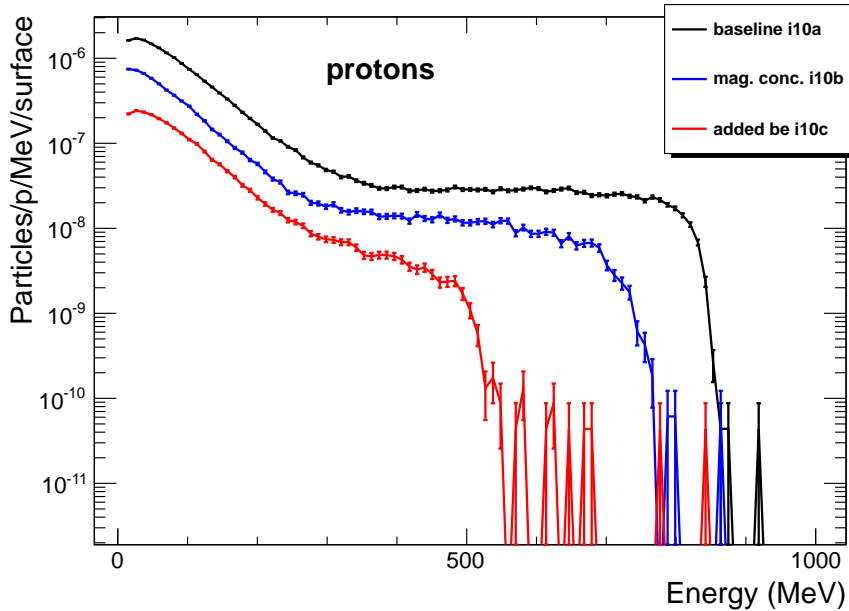


Figure 5: a) NNbarX source geometry in MCNPX. The concrete walls along the beam line are 1 m thick. b) Layout of the proposed NNbarX experiment in MCNPX with source, beam line, annihilation detector and beam dump.

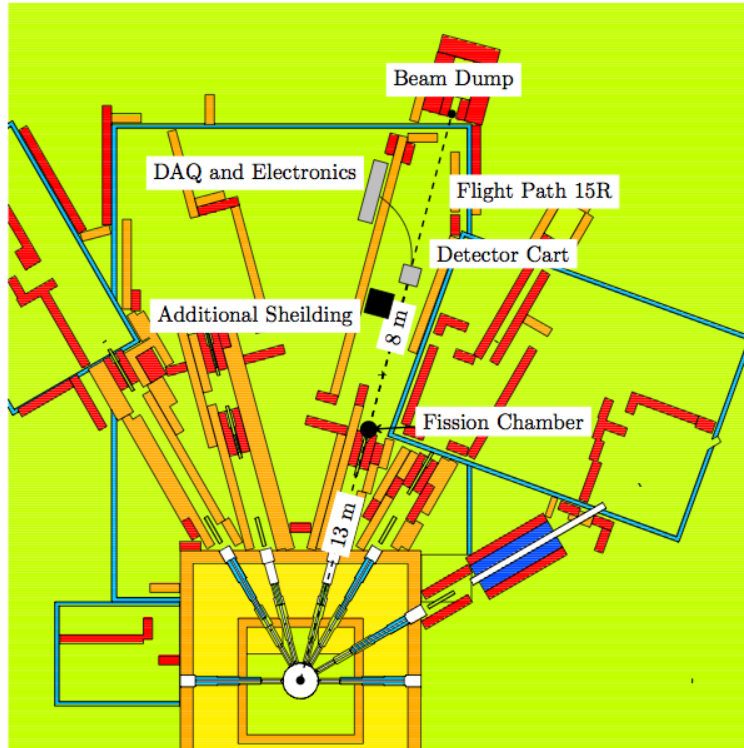


(a)

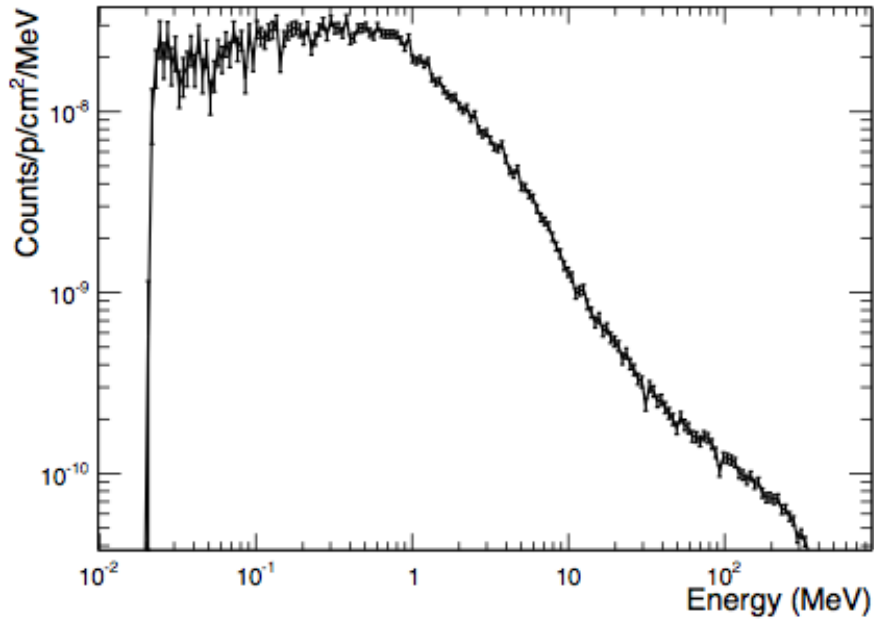


(b)

Figure 6: MCNPX [61] simulation of the quasi-continuous production of a) neutrons and b) protons from a simplified spallation target geometry of Fig. 5a (with a 1 GeV proton beam on target) after traversing a distance of 150 m through a totally evacuated volume (with no magnetic field) to the entrance of the annihilation detector region. The black curve refers to the baseline configuration with concrete walls, while the blue curve is a configuration with magnetic concrete walls and the red curve is a simulation with a Be filter inserted in front of the spallation target.



(a)



(b)

Figure 7: a) LANSCE WNR-15R beam line. b) MCNPX-predicted neutron flux 20 m from the WNR target.

is an integrated models for the source, neutron optics and detectors that provides a useful tool for evaluating overall sensitivity to annihilation events and backgrounds (particularly from fast neutrons), and for developing a cost scaling model.

There exist a number of improvements for the target and moderator as discussed in Sec. 3.3, which have already been established as effective and might be applied to our baseline conventional source geometry. For example, one can shift from a *cannelloni* target to a lead-bismuth eutectic (LBE) target [77], utilize a re-entrant moderator design [53], and possibly use reflector/filters [54], supermirror reflectors [55], and high-albedo materials such as diamond nanoparticle composites [56–58]. At present, the collaboration envisions a program to perform neutronic simulations and possibly benchmark measurements on several of these possibilities, with high-albedo reflectors as a priority. A collaboration that includes researchers from Indiana University (IU), the Spallation Neutron Source, LANL, and the European Spallation Source expects to be investigating these and other similar neutronic questions over the next several years using the LENS facility at IU [78]. Although the basic performance of neutron optics is established, optimizing the selection of supermirror technology for durability (versus radiation damage) and cost could have a very large impact on the ultimate reach of the experiment. We note that advances in source efficiency and the performance of neutron optics could also be used to substantially reduce the cost of launching this experiment by reducing the accelerator performance required to reach our design sensitivity goals. These same advances will, of course, also be important to any future fundamental physics experiment relying on intense beams of neutrons. Our international collaborators from Japan and India are involved in the development of technology for cost reduction of high-m super-mirrors, in the economical design of active and passive magnetic shielding, and in the study and prototyping of possible detector options. We plan to explore the possibility of employing existing neutron production facilities in the country that could allow for a reduction in the cost of a $n-\bar{n}$ oscillation search experiment.

As discussed in Sec. 5, the collaboration is currently using the WNR facility at LANSCE to determine the detection efficiency and timing properties of a variety of detectors from a few MeV to 800 MeV neutrons. Detectors under evaluation include carbon fiber-body proportional gas tubes, straw tubes, and extruded polystyrene scintillators. Characterizing different available detector options and modernizing the annihilation detector should improve the background rejection capability and permit reliable scaling to more stringent limits for $n-\bar{n}$ oscillations. Given that fast neutron backgrounds are extremely difficult to shield, can produce very energetic events in detectors, and have a reasonable likelihood of only being partially contained, the sensitivity of various detector types to fast neutrons is an issue in many proposed experiments of relevance to the intensity frontier. Therefore, we see this activity as having an impact far beyond the scope of $n-\bar{n}$ oscillations. Although many promising avenues to improve sensitivity have been identified, it is also recognized that one of the main technical challenges for NNbarX is to minimize the cost of critical hardware elements, such as the large-area super-mirrors, large-volume magnetic shielding, vacuum tube, shielding of the high-acceptance front-end of the neutron transport tube, and annihilation detector components. Reconciling the need to minimize cost and optimize sensitivity is the central goal of the current design activity for the NNbarX experiment.

Finally, as discussed in Sec. 4, we will continue development of software tools for neutron

source and annihilation target simulation and perform a multi-dimensional optimization of parameters. This optimization includes the cost as well as the refinement of the event generators relevant to antineutron annihilation within nuclei for both free and intranuclear $n\bar{n}$ searches (including ^{16}O , ^{40}Ar) .

7 Summary

Assuming that beam powers up to 1 MW on the spallation target and that 1 GeV protons are delivered from the Project X linac, the goal of NNbarX will be to improve the sensitivity of an $n\bar{n}$ search ($N_n \cdot t^2$) by at least a factor 30 per year of running (compared to the previous limit set in ILL-based experiment [14]) with a horizontal beam experiment; and by an additional factor of ~ 100 in a second stage with the vertical layout. The R&D phase of the experiment, including development of the conceptual design of the cold neutron spallation target, and conceptual design and optimization of the performance of the first-stage of NNbarX is expected to take 2-3 years. Preliminary results from this effort suggest that an improvement over the ILL experiment by a factor of more than 100 in sensitivity may be realized even in this horizontal mode, but more work is needed to estimate the cost of improvements at this level. The running time of the first stage of the NNbarX experiment is anticipated to be 3 years. The second stage of NNbarX will be developed depending upon the demonstration of the technological principles and techniques of the first stage.

References

- [1] A. S. Kronfeld, R. S. Tschirhart (Editors) et al., arXiv:1306.5009 [hep-ex]
- [2] C. Dover, A. Gal, and J. M. Richard, Phys. Rev. D **27**, 1090 (1983)
- [3] E. Freidman and A. Gal, Phys. Rev. D **78**, 016002 (2008)
- [4] E. Majorana, Il Nuovo Cimento **14**, 171 (1937)
- [5] L. B. Okun, arXiv:1306.5052 [hep-ph]
- [6] A. Sakharov, JETP Lett. **5**, 24 (1967)
- [7] A. Dolgov, Phys. Rept. **222**, 309 (1992)
- [8] A. Dolgov, Surv. High Energy Phys. **13**, 83 (1998)
- [9] H. Georgi and S. Glashow, Phys. Rev. Lett. **32**, 438 (1974)
- [10] S. Raby et al., arXiv:0810.4551 [hep-ph]
- [11] G. 't Hooft, Phys. Rev. Lett. **37**, 8 (1976)
- [12] G. 't Hooft, Phys. Rev. D **14**, 3432 (1978)

- [13] V. Kuzmin, V. Rubakov, and M. Shaposhnikov, *Phys. Lett. B* **155**, 36 (1985)
- [14] M. Baldo-Ceolin et al., *Z. Phys. C* **63**, 409 (1994)
- [15] J. Pati and A. Salam, *Phys. Rev. D* **10**, 275 (1974)
- [16] R. N. Mohapatra and J. Pati, *Phys. Rev. D* **11**, 566 (1975)
- [17] R. N. Mohapatra and J. Pati, *Phys. Rev. D* **11**, 2558 (1975)
- [18] G. Senjanovic and R. N. Mohapatra, *Phys. Rev. D* **12**, 1502 (1975)
- [19] V. Kuzmin, *JETP Lett.* **12**, 228 (1970)
- [20] S. L. Glashow, *Proc. Neutrino 79 Conf., Bergen* **2**, 518 (1979)
- [21] R. N. Mohapatra and R. E. Marshak, *Phys. Rev. Lett.* **44**, 1316 (1980)
- [22] T. K. Kuo and S. T. Love, *Phys. Rev. Lett.* **45**, 93 (1980)
- [23] L.-N. Chang and N.-P. Chang, *Phys. Lett. B* **92**, 103 (1980)
- [24] R. N. Mohapatra and R. E. Marshak, *Phys. Lett. B* **94**, 183 (1980)
- [25] R. Cowsik and S. Nussinov, *Phys. Lett. B* **101**, 237 (1981)
- [26] S. Rao and R. Shrock, *Phys. Lett. B* **116**, 238 (1982)
- [27] S. P. Misra and U. Sarkar, *Phys. Rev. D* **28**, 249 (1983)
- [28] S. Rao and R. Shrock, *Nucl. Phys. B* **232**, 143 (1984)
- [29] S. J. Huber and Q. Shafi, *Phys. Lett. B* **512**, 365 (2001)
- [30] K. S. Babu and R. N. Mohapatra, *Phys. Lett. B* **518**, 269 (2001)
- [31] S. Nussinov and R. Shrock, *Phys. Rev. Lett.* **88**, 171601 (2002)
- [32] K. S. Babu, R. N. Mohapatra, and S. Nasri, *Phys. Rev. Lett.* **97**, 131301 (2006)
- [33] B. Dutta, Y. Mimura, and R. N. Mohapatra, *Phys. Rev. Lett.* **96**, 061801 (2006)
- [34] K. S. Babu, P. Bhupal Dev, and R. N. Mohapatra, *Phys. Rev. D* **79**, 015017 (2009)
- [35] R. N. Mohapatra, *J. Phys. G* **36**, 104006 (2009)
- [36] P. Gu and U. Sarkar, *Phys. Lett. B* **705**, 170 (2011)
- [37] K. S. Babu, P. S. B. Dev, E. C. F. S. Fortes, and R. N. Mohapatra, *Phys. Rev. D* **87**, 115019 (2013)
- [38] J. M. Arnold, B. Fornal, and M. B. Wise, *Phys. Rev. D* **87**, 075004 (2013)
- [39] P. T. Winslow and J. N. Ng, *Phys. Rev. D* **81**, 106010 (2010)

- [40] J. Beringer et al. (Particle Data Group), Phys. Rev. D **86**, 010001 (2012)
- [41] A. Vainshtein, B. Kopeliovich and J. Zheng,
<https://indico.fnal.gov/getFile.py/access?contribId=363&sessionId=103&resId=0&materialId=slides&confId=6890>
- [42] J. Chung et al., Phys. Rev. D **66**, 032004 (2002)
- [43] M. Bergevin, PhD Thesis (University of Guelph), *Search for Neutron-Antineutron Oscillations at the Sudbury Neutrino Observatory*, 2010
- [44] V. Kopeliovich and I. Potashnikova, arXiv:1112.3549 [hep-ph]
- [45] K. Abe et al., arXiv:1109.4227 [hep-ex]
- [46] M. Buchoff, C. Schroeder, and J. Wasem, arXiv:1207.3832 [hep-lat]
- [47] T. Bitter et al., Nucl. Inst. Meth. A **321**, 284 (1992)
- [48] B. Blau et al., Neutron News **20 (3)**, 5 (2009)
- [49] W. Fischer et al., Physica B **234**, 1202 (1997)
- [50] T. E. Mason et al., Physica B **385**, 955 (2006)
- [51] F. Maekawa et al., Nucl. Inst. Meth. A **620**, 159 (2010)
- [52] W. M. Snow, Nucl. Inst. Meth. A **611**, 144 (2009)
- [53] P. Ageron et al., Nucl. Inst. Meth. A **284**, 197 (1989)
- [54] M. Mocko and G. Muhrer, Nucl. Inst. Meth. A **704**, 27 (2013)
- [55] Industrial manufacturer of supermirrors, <http://www.swissneutronics.ch>
- [56] V. Nesvizhevsky et al., Nucl. Inst. Meth. A **595**, 631 (2008)
- [57] E. Lychagin et al., Nucl. Inst. Meth. A **611**, 302 (2009)
- [58] E. Lychagin et al., Phys. Lett. B **679**, 186 (2009)
- [59] Y. Kamyshkov et al., Proceedings of the ICANS-XIII meeting of the International Collaboration on Advanced Neutron Sources, 843 (1995)
- [60] P. Boni, F. Grunauer, and C. Schanzer, Nucl. Inst. Meth. A **624**, 162 (2010)
- [61] MCNPX, <http://mcnpx.lanl.gov/documents.html>
- [62] T. Kai et al. Nucl. Inst. Meth. A **550**, 329 (2005)
- [63] W. Wagner et al., Proceedings of the 20th meeting of the International Collaboration on Advanced Neutron Sources, 116 (2012)
- [64] A. S. Boldyrev et al., Instruments and Experimental Techniques **55**, 323 (2012)

- [65] R. Van Kooten (Indiana University), *private communication*, May 2013
- [66] K. McFarland, Nucl. Phys. B (Proc. Suppl.) **159**, 107 (2006)
- [67] D. G. Michael et al., Nucl. Inst. Meth. A **596**, 190 (2008)
- [68] Geant4: A Toolkit for the Simulation of the Passage of Particles through Matter, <http://geant4.cern.ch>
- [69] T. W. Jones et al., Phys. Rev. Lett. **52(9)**, 720 (1984)
- [70] M. Takita et al., Phys. Rev. D (Rapid Communications) **34(3)**, 902 (1986)
- [71] E. S. Golubeva, A. S. Ilinov, and L. A. Kondratyuk, International Workshop on Future Prospects of Baryon Instability Search in p decay and $n-\bar{n}$ Oscillation Experiments **ORNL-6910**, 295 (1996)
- [72] C. Berger et al., Phys. Lett. B **240**, 237 (1990)
- [73] Y. Fukuda et al., Nucl. Inst. Meth. A **501**, 418 (2003)
- [74] A. S. Botvina, A. S. Iljinov, and I. S. Mishustin, Nucl. Phys. A **507**, 649 (1990)
- [75] MARS Code System, <http://www-ap.fnal.gov/MARS/>
- [76] S. A. Wender et al., Nucl. Inst. Meth. A **336**, 226 (1993)
- [77] W. Wagner, F. Gröschel, K. Thomsen, and H. Heyck, J. Nucl. Materials, **377**, 12 (2008)
- [78] C. M. Lavelle et al., Nucl. Inst. Meth. A **587**, 324 (2008)