CERN-PH-EP/2011-187  
2012/01/12

CMS-FWD-10-005

# Exclusive $\gamma\gamma \rightarrow \mu^+\mu^-$ production in proton-proton collisions at $\sqrt{s} = 7$ TeV

The CMS Collaboration\*

## Abstract

A measurement of the exclusive two-photon production of muon pairs in proton-proton collisions at  $\sqrt{s} = 7$  TeV,  $pp \rightarrow p\mu^+\mu^-p$ , is reported using data corresponding to an integrated luminosity of  $40 \text{ pb}^{-1}$ . For muon pairs with invariant mass greater than 11.5 GeV, transverse momentum  $p_T(\mu) > 4$  GeV and pseudorapidity  $|\eta(\mu)| < 2.1$ , a fit to the dimuon  $p_T(\mu^+\mu^-)$  distribution results in a measured cross section of  $\sigma(p \rightarrow p\mu^+\mu^-p) = 3.38_{-0.55}^{+0.58}$  (stat.)  $\pm 0.16$  (syst.)  $\pm 0.14$  (lumi.) pb, consistent with the theoretical prediction evaluated with the event generator LPAIR. The ratio to the predicted cross section is  $0.83_{-0.13}^{+0.14}$  (stat.)  $\pm 0.04$  (syst.)  $\pm 0.03$  (lumi.). The characteristic distributions of the muon pairs produced via  $\gamma\gamma$  fusion, such as the muon acoplanarity, the muon pair invariant mass and transverse momentum agree with those from the theory.

*Submitted to the Journal of High Energy Physics*

\*See Appendix A for the list of collaboration members



## 1 Introduction

The exclusive two-photon production of lepton pairs may be reliably calculated within the framework of quantum electrodynamics (QED) [1] (Fig. 1), within uncertainties of less than 1% associated with the proton form factor [2]. Indeed, detailed theoretical studies have shown that corrections due to hadronic interactions between the elastically scattered protons are well below 1% and can be safely neglected [3]. The unique features of this process, like the extremely small pair transverse momentum and acoplanarity (defined as  $1 - |\Delta\phi(\mu^+\mu^-)/\pi|$ ), stem from the very small virtualities of the exchanged photons.

At the Tevatron, the exclusive two-photon production of electron [4, 5] and muon [5, 6] pairs in  $p\bar{p}$  collisions has been measured with the CDF detector. Observations have been made of QED signals, leading to measurements of exclusive charmonium photoproduction [6] and searches for anomalous high-mass exclusive dilepton production [5]. However, all such measurements have very limited numbers of selected events because the data samples were restricted to single interaction bunch crossings. The higher energies and increased luminosity available at the Large Hadron Collider (LHC) will allow significant improvements in these measurements, if this limitation can be avoided. As a result of the small theoretical uncertainties and characteristic kinematic distributions in  $\gamma\gamma \rightarrow \mu^+\mu^-$ , this process has been proposed as a candidate for a complementary absolute calibration of the luminosity of  $pp$  collisions [1–3].

Unless both outgoing protons are detected, the semi-exclusive two-photon production, involving single or double proton dissociation (Fig. 1, middle and right panels), becomes an irreducible background that has to be subtracted. The proton-dissociation process is less well determined theoretically, and in particular requires significant corrections due to proton rescattering. This effect occurs when there are strong-interaction exchanges between the protons, in addition to the two-photon interaction. These extra contributions may alter the kinematic distributions of the final-state muons, and may also produce additional low-momentum hadrons. As a result, the proton-dissociation process has significantly different kinematic distributions compared to the pure exclusive case, allowing an effective separation of the signal from this background.

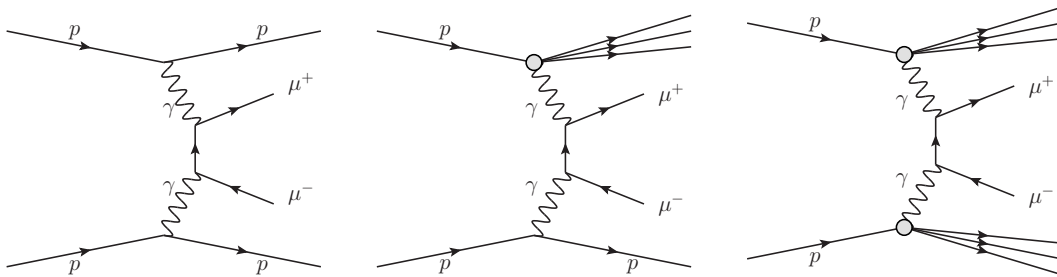


Figure 1: Schematic diagrams for the exclusive and semi-exclusive two-photon production of muon pairs in  $pp$  collisions for the elastic (left), single dissociative (center), and double dissociative (right) cases. The three lines in the final state of the center and right plots indicate dissociation of the proton into a low-mass system  $N$ .

In this paper, we report a measurement of dimuon exclusive production in  $pp$  collisions at  $\sqrt{s} = 7\text{ TeV}$  for the invariant mass of the pair above  $11.5\text{ GeV}$ , with each muon having transverse momentum  $p_T(\mu) > 4\text{ GeV}$  and pseudorapidity  $|\eta(\mu)| < 2.1$  (where  $\eta$  is defined as  $-\ln(\tan(\theta/2))$ ). This measurement is based on data collected by the Compact Muon Solenoid (CMS) experiment during the 2010 LHC run, including beam collisions with multiple interactions in the same bunch crossing (event pileup), and corresponding to an integrated luminosity of  $40\text{ pb}^{-1}$  with a relative uncertainty of 4% [7].

The paper is organized as follows. In Section 2, a brief description of the CMS detector is provided. Section 3 describes the data and samples of simulated events used in the analysis. Section 4 documents the criteria used to select events, and Section 5 the method used to extract the signal yield from the data. The systematic uncertainties and cross-checks performed are discussed in Section 6, while Section 7 contains plots comparing the selected events in data and simulation. Finally, the results of the measurement are given in Section 8 and summarized in Section 9.

## 2 The CMS detector

A detailed description of the CMS experiment can be found elsewhere [8]. The central feature of the CMS apparatus is a superconducting solenoid, of 6 m internal diameter. Within the field volume are the silicon pixel and strip tracker, the crystal electromagnetic calorimeter, and the brass/scintillator hadronic calorimeter. Muons are measured in gaseous detectors embedded in the iron return yoke. Besides the barrel and endcap detectors, CMS has extensive forward calorimetry. CMS uses a right-handed coordinate system, with the origin at the nominal collision point, the  $x$  axis pointing to the center of the LHC ring, the  $y$  axis pointing up (perpendicular to the plane of the LHC ring), and the  $z$  axis along the anticlockwise-beam direction. The azimuthal angle  $\phi$  is measured in the  $x$ - $y$  plane. Muons are measured in the window  $|\eta| < 2.4$ , with detection planes made using three systems: drift tubes, cathode strip chambers, and resistive plate chambers. Thanks to the strong magnetic field, 3.8 T, and to the high granularity of the silicon tracker (three layers consisting of 66 million  $100 \times 150 \mu\text{m}^2$  pixels followed by ten microstrip layers, with strips of pitch between 80 and  $180 \mu\text{m}$ ), the  $p_{\text{T}}$  of the muons matched to silicon tracks is measured with a resolution better than  $\sim 1.5\%$ , for  $p_{\text{T}}$  less than 100 GeV. The first level of the CMS trigger system, composed of custom hardware processors, uses information from the calorimeters and muon detectors to select (in less than  $1 \mu\text{s}$ ) the most interesting events. The High Level Trigger processor farm further decreases the event rate from 50–100 kHz to a few hundred Hz, before data storage.

## 3 Simulated Samples

The LPAIR 4.0 event generator [9, 10] is used to produce simulated samples of two-photon production of muon pairs. The generator uses full leading-order QED matrix elements, and the cross sections for the exclusive events depend on the proton electromagnetic form-factors to account for the distribution of charge within the proton. For proton dissociation, the cross sections depend on the proton structure function. In order to simulate the fragmentation of the dissociated proton into a low-mass system  $N$ , the LUND model shower routine [11] implemented in the JETSET software [12] is used with two different structure functions. For masses of the dissociating system  $m_N < 2 \text{ GeV}$  and photon virtualities  $Q^2 < 5 \text{ GeV}^2$ , the Brasse “cluster” fragmentation is chosen [13], while for the other cases the Suri-Yenni “string” fragmentation is applied [14]. In the first case, the low-mass system  $N$  mostly decays to a  $\Delta^+$  or  $\Delta^{++}$  resonance, which results in low-multiplicity states. In the second case, the high-mass system usually decays to a variety of resonances ( $\Delta$ ,  $\rho$ ,  $\Omega$ ,  $\eta$ ,  $K$ ), which produce a large number of forward protons, pions, neutrons and photons. No corrections are applied to account for rescattering effects. In general, these effects are expected to increase with the transverse momentum of the muon pair, modifying the slope of the  $p_{\text{T}}^2(\mu^+\mu^-)$  distribution [3].

The inclusive Drell–Yan (DY) and quantum chromodynamic (QCD) dimuon backgrounds are simulated with PYTHIA v. 6.422 [15], using the Z2 underlying event tune [16]. All these samples

are then passed through the full GEANT4 detector simulation [17] in order to determine the signal and background efficiencies after all selection criteria are applied.

## 4 Event selection

The analysis uses a sample of pp collisions at  $\sqrt{s} = 7$  TeV, collected during 2010 at the LHC and corresponding to an integrated luminosity of  $40 \text{ pb}^{-1}$ . The sample includes  $36 \text{ pb}^{-1}$  of data passing the standard CMS quality criteria for all detector subsystems, and  $4 \text{ pb}^{-1}$  in which the quality criteria are satisfied for the tracking and muon systems used in the analysis. From the sample of triggered events, the presence of two reconstructed muons is required. Then the exclusivity selection is performed to keep only events with a vertex having no tracks other than those from the two muons. Finally, the signal muons are required to satisfy identification criteria, and kinematic constraints are imposed using their four-momentum. All selection steps are described in the following sections.

### 4.1 Trigger and muon reconstruction

Events are selected online by triggers requiring the presence of two muons with a minimum  $p_T$  of 3 GeV. No requirement on the charge of the muons is applied at the trigger level. Muons are reconstructed offline by combining information from the muon chambers with that on charged-particle tracks reconstructed in the silicon tracker [18], and events with a pair of oppositely charged muons are selected.

### 4.2 Vertex and track exclusivity selection

With single interactions, the exclusive signal is characterized by the presence of two muons, no additional tracks, and no activity above the noise threshold in the calorimeters. The presence of additional interactions in the same bunch crossing will spoil this signature by producing additional tracks and energy deposits in the calorimeters. In the 2010 data, less than 20% of the total luminosity was estimated to have been collected from bunch crossings where only a single interaction took place, leading to a significant decrease in signal efficiency if the conditions of no extra tracks or calorimeter energy are required.

The selection of exclusive events is therefore applied using the pixel and silicon tracker only, since the primary vertex reconstruction [19, 20] allows discrimination between different interactions within the same bunch crossing. The selection requires a valid vertex, reconstructed using an adaptive vertex fit to charged-particle tracks clustered in  $z$  [20, 21], with exactly two muons and no other associated tracks, and vertex fit probability greater than 0.1%. The dimuon vertex is further required to have coordinates consistent with a collision in CMS, with a longitudinal displacement of less than 24 cm and a transverse displacement of less than 0.1 cm.

In order to reduce the background from inclusive DY and QCD dimuon production, which typically have many tracks originating from the same vertex as a prompt muon pair, the dimuon vertex is required to be separated in three dimensions by more than 2 mm from any additional tracks in the event. This value is selected to optimize the signal efficiency and background rejection found in events triggered only by the presence of colliding bunches (“zero-bias” events), and in DY Monte Carlo simulation. For the zero-bias data, this is accomplished by introducing an artificial additional dimuon vertex into each event as a proxy for an exclusive dimuon interaction. Thus, in this study, beam crossings with no real vertex present are counted as “single vertex” events, and crossings with one real vertex are counted as having an additional pileup event.

The effects of the track veto on the signal efficiency and on the efficiency for misidentifying background as signal are studied as a function of the distance to the closest track for the zero-bias sample and DY background (Figs. 2 and 3). With no extra vertices in the zero-bias events, the efficiency approaches 100% as expected for events with no pileup. With the addition of overlap events, the efficiency decreases, falling to  $\sim 60\%$  with 8 extra vertices reconstructed. In the full data sample the average number of extra vertices is 2.1, with less than 10% of events having 4 or more extra vertices. The efficiency for misidentifying the DY background as signal increases sharply for distances less than 1 mm, consistent with the resolution of the single-track impact parameter in the longitudinal direction [20].

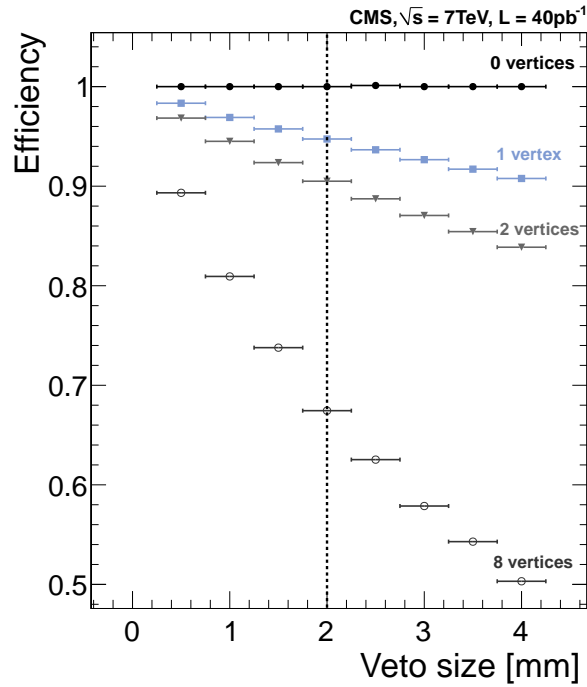


Figure 2: Efficiency of the zero extra tracks selection vs. distance to closest track computed with the artificial vertex method in zero-bias data. The points correspond to events with 0, 1, 2, and 8 real vertices in the event. Events to the right of the vertical dashed line are selected. The vertical error bars are negligible.

### 4.3 Muon identification

Each muon of the pair is required to pass a “tight” muon selection [22]. This selection consists of requesting that the reconstructed muon have at least one hit in the pixel detector, at least 10 hits in the silicon strip tracker, and segments reconstructed in at least two muon detection planes. In addition, a global fit to the combined information from the tracker and muon systems must include at least one muon chamber hit, and have a  $\chi^2$  per degree of freedom of less than 10.

### 4.4 Kinematic selection

In order to minimize the systematic uncertainties related to the knowledge of the low- $p_T$  and large- $|\eta|$  muon efficiencies, only muons with  $p_T > 4$  GeV and  $|\eta| < 2.1$  are selected. The  $p_T$  and  $|\eta|$  requirements retain muon pairs from exclusive photoproduction of upsilon mesons,  $\gamma p \rightarrow Y p \rightarrow \mu^+ \mu^- p$ . This process occurs when a photon emitted from one proton fluctuates into a  $q\bar{q}$  pair, which interacts with the second proton via a color-singlet exchange. This contribution is removed by requiring that the muons have an invariant mass  $m(\mu^+ \mu^-) > 11.5$  GeV.

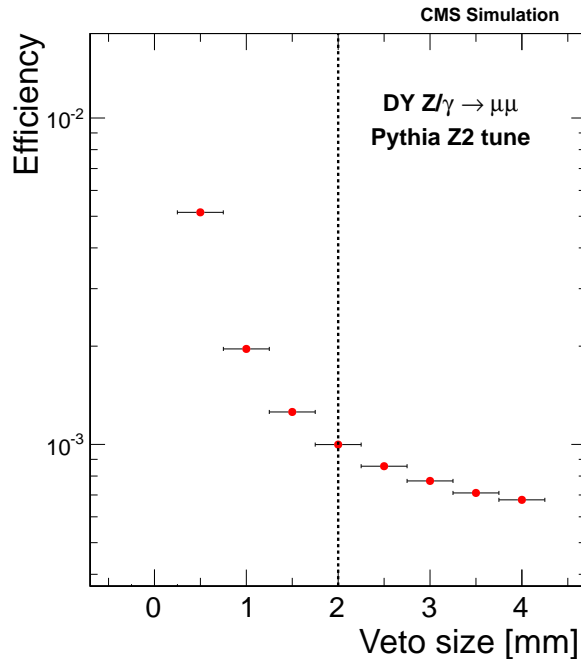


Figure 3: Efficiency of the zero extra tracks selection vs. distance to closest track computed for DY events in simulation. Events to the right of the vertical dashed line are selected. The vertical error bars are negligible.

In order to suppress further the proton dissociation background, the muon pair is required to be back-to-back in azimuthal angle ( $1 - |\Delta\phi(\mu^+\mu^-)|/\pi < 0.1$ ) and balanced in the scalar difference in the  $p_T$  of the two muons ( $|\Delta p_T(\mu^+\mu^-)| < 1.0$  GeV). A possible contamination could arise from cosmic-ray muons, which would produce a signature similar to the exclusive  $\gamma\gamma \rightarrow \mu^+\mu^-$  signal. The three-dimensional opening angle of the pair, defined as the arccosine of the normalized scalar product of the muon momentum vectors, is therefore required to be smaller than  $0.95\pi$ , to reduce any contribution from cosmic-ray muons.

The effect of each step of the selection on the data and simulated signal and background samples is shown in Table 1. After all selection criteria are applied, 148 events remain, where from simulation, approximately half are expected to originate from elastic production. The number of events selected in data is below the expectation from simulation, with an observed yield that is roughly 80% of the sum of simulated signal and background processes. The deficit could be caused by a lower-than-expected signal yield, or by a smaller proton-dissociation contribution than expected from simulation.

## 5 Signal extraction

### 5.1 Efficiency corrections

A correction is applied to account for the presence of extra proton-proton interactions in the same bunch crossing as a signal event. These pileup interactions will result in an inefficiency if they produce a track with a position within the nominal 2 mm veto distance around the dimuon vertex. This effect is studied in zero-bias data using the method described in Section 4.2. The nominal 2 mm veto is then applied around the dimuon vertex, and the event is accepted if no tracks fall within the veto distance. The efficiency is measured as a function of the instantaneous luminosity per colliding bunch. The average efficiency is calculated based on

Table 1: Number of events selected in data and number of signal and background events expected from simulation at each selection step for an integrated luminosity of  $40 \text{ pb}^{-1}$ . The last column is the number of events expected from the sum of the signal, DY, and proton dissociation backgrounds in the simulation. The relative statistical uncertainty on the sum of simulated signal and background samples in each row is  $\leq 0.5\%$ . The contribution from exclusive resonance production of  $Y$  or  $\chi_b$  mesons is not simulated, and thus contributes only to the data column before requiring  $m(\mu^+\mu^-) > 11.5 \text{ GeV}$ . For entries in the line “Muon ID” and below, the simulation is corrected for effects related to event pileup, muon identification, trigger, and tracking efficiencies, as described in the text.

Selection	Data	Signal	Single-pdiss.	Double-pdiss.	DY	Total
Vertex and track-exclusivity	921	247	437	197	56	937
Muon ID	724	193	336	160	53	741
$p_T > 4 \text{ GeV},  \eta  < 2.1$	438	132	241	106	20	499
$m(\mu^+\mu^-) > 11.5 \text{ GeV}$	270	95	187	86	13	380
$3D \text{ angle} < 0.95\pi$	257	87	178	83	12	361
$1 -  \Delta\phi/\pi  < 0.1$	203	87	126	41	8	263
$ \Delta p_T  < 1.0 \text{ GeV}$	148	86	79	16	3	184

the instantaneous luminosities to be 92.29% for the full 2010 data set, with negligible statistical uncertainty.

The trigger, tracking, and offline muon selection efficiencies are each obtained from the tag-and-probe [22, 23] method by using samples of inclusive  $J/\psi \rightarrow \mu^+\mu^-$  and  $Z \rightarrow \mu^+\mu^-$  events from data and Monte Carlo simulation. These control samples are triggered on one muon such that the other muon is unbiased with respect to the efficiency to be measured. For  $p_T < 20 \text{ GeV}$  muons from  $J/\psi$  decays are used, while above  $20 \text{ GeV}$  muons from  $Z$  decays are used. The trigger and offline muon selection efficiencies are measured using  $J/\psi$  events by requiring a muon tag that, when combined with a track reconstructed using only the silicon detectors, is consistent with a  $J/\psi$ . These efficiencies are measured in bins in  $p_T$  and  $\eta$ , separately for the two muon charges. The tracking efficiency is measured similarly using  $J/\psi$  events by requiring a muon tag that, when combined with a muon reconstructed using only the muon systems, is consistent with a  $J/\psi$ . The tracking efficiency is then measured on the unbiased muon probe. In contrast to the trigger and muon identification efficiencies, the tracking efficiency is measured in data and Monte Carlo simulation averaged over  $|\eta| < 2.1$  and  $p_T > 4 \text{ GeV}$ , and is taken to be uncorrelated between the two tracks. The resulting ratio of efficiencies in data and simulation for the pair ( $99.18 \pm 0.14$ )% is applied as a correction to the efficiency.

The effect of the vertexing efficiency is studied both in inclusive dimuon data and signal simulation, by performing an independent selection of all muon pairs with a longitudinal separation of less than  $0.5 \text{ mm}$ . A Kalman filter [24] algorithm is then applied to estimate the best position of the dimuon vertex, without using information from any tracks other than the two muons. Among events with a valid dimuon vertex and for which no additional tracks exist within  $2 \text{ mm}$  in  $z$ , the efficiency for the default adaptive vertex fitter to reconstruct a primary vertex with only two muons attached and matching with the Kalman vertex is computed. The ratio of the vertexing efficiency in data to that in simulation is 99.97%, and therefore no correction is applied.



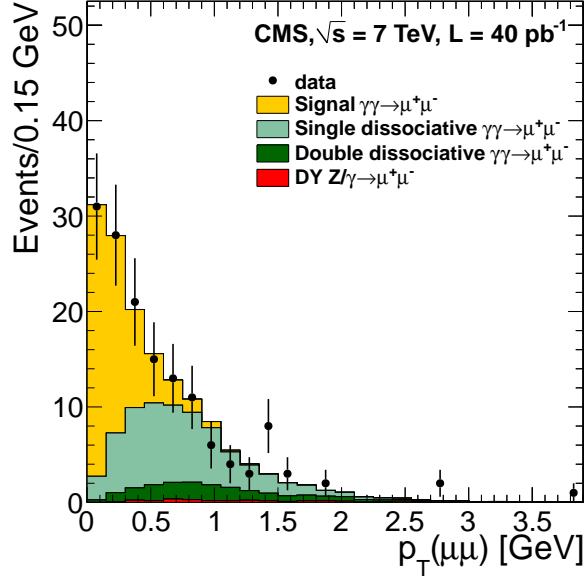


Figure 4: Distribution of  $p_T(\mu^+\mu^-)$  for the selected sample. Data are shown as points with statistical error bars. The histograms represent the simulated signal (yellow), single (light green) and double (dark green) proton dissociative backgrounds, and DY (red). The yields are determined from a fit using the distributions from simulation.

## 5.2 Maximum likelihood fit

The elastic  $pp \rightarrow p\mu^+\mu^-p$  contribution is extracted by performing a binned maximum-likelihood fit to the measured  $p_T(\mu^+\mu^-)$  distribution. Shapes from Monte Carlo simulation are used for the signal, single-proton dissociation, double-proton dissociation, and DY contributions, with all corrections described in Section 4.4 applied.

Three parameters are determined from the fit: the elastic signal yield relative to the LPAIR prediction for an integrated luminosity of  $40 \text{ pb}^{-1}$  ( $R_{El-El}$ ), the single-proton dissociation yield relative to the LPAIR single-proton dissociation prediction for  $40 \text{ pb}^{-1}$  ( $R_{diss-El}$ ), and an exponential modification factor for the shape of the  $p_T$  distribution, characterized by the parameter  $a$ . The modification parameter is included to account for possible rescattering effects not included in the simulation, as described in Section 3. Given the small number of events expected in  $40 \text{ pb}^{-1}$ , the double-proton dissociation and DY contributions cannot be treated as free parameters and are fixed from simulation to their predicted values. The contribution from exclusive  $\gamma\gamma \rightarrow \tau^+\tau^-$  production is estimated to be 0.1 events from the simulation, and is neglected.

The  $p_T(\mu^+\mu^-)$  distribution in data is shown overlaid with the result of the fit to the shapes from Monte Carlo simulation in Fig. 4. The result from the best fit to the data is:

$$\begin{aligned}
 \text{data-theory signal ratio:} \quad R_{El-El} &= 0.83^{+0.14}_{-0.13}, \\
 \text{single-proton dissociation yield ratio:} \quad R_{diss-El} &= 0.73^{+0.16}_{-0.14}, \\
 \text{modification parameter:} \quad a &= 0.04^{+0.23}_{-0.14} \text{ GeV}^{-2},
 \end{aligned} \tag{1}$$

with asymmetric statistical uncertainties computed using MINOS [25]. The corresponding value

of the signal cross section is  $3.38^{+0.58}_{-0.55}$  (stat.) pb. The resulting  $1\sigma$  and  $2\sigma$  contours projected onto each pair of fit variables are displayed in Fig. 5. For any values of the proton dissociation ratio and slope within the  $1\sigma$  contour, the extreme values of the data-theory signal ratio are 0.64 and 1.03. The upper value of 1.03 for the signal ratio would correspond to the single-proton dissociation component having a ratio to the prediction of approximately 0.65. The best fit does not require a significant modification parameter. However, the statistical uncertainty on this parameter is chosen to play the role of a non-negligible systematic uncertainty, to take account of the neglect of the rescattering effects in the simulation.

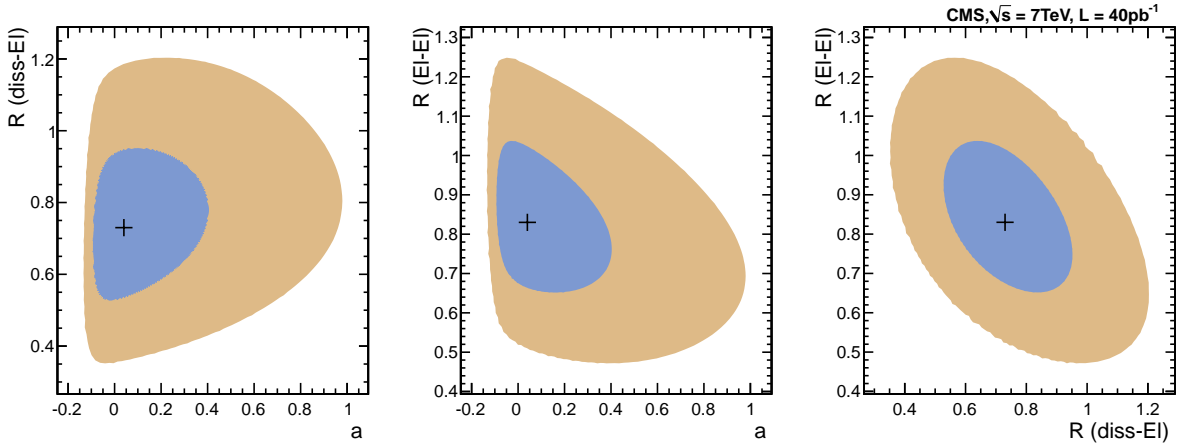


Figure 5: One and two standard-deviation contours in the plane of fitted parameters for the proton-dissociation yield ratio vs. modification parameter  $a$  (left), the data-theory signal ratio vs. modification parameter  $a$  (center), and the data-theory signal ratio vs. proton-dissociation yield ratio (right). The contours represent 39.3% and 86.5% confidence regions, where the cross indicates the best-fit point.

As a cross-check, a fit to the  $1 - |\Delta\phi(\mu^+\mu^-)/\pi|$  distribution is performed, with the signal and single-proton dissociation yields as free parameters, and the shape of the single-proton dissociation component fixed from the simulation. The resulting value of the data-theory signal ratio is  $0.81^{+0.14}_{-0.13}$ , consistent with the nominal fit result.

The central values of the signal and single-proton dissociation yields from the fit are both below the mean number expected for  $40\text{ pb}^{-1}$ , consistent with the deficit shown in Table 1. This is investigated by repeating the fit, first with the  $\Delta p_T(\mu^+\mu^-) < 1.0\text{ GeV}$  requirement removed, and then with both the  $\Delta p_T(\mu^+\mu^-) < 1.0\text{ GeV}$  and  $1 - |\Delta\phi(\mu^+\mu^-)/\pi| < 0.1$  selections removed. From simulation this is expected to have negligible effect on the signal efficiency, while enhancing the background. The double-proton dissociation and DY contributions in particular are expected to be small with the nominal selection, but their sum becomes comparable in size to the signal with the  $\Delta p_T(\mu^+\mu^-)$  and  $1 - |\Delta\phi(\mu^+\mu^-)/\pi|$  requirements removed.

The fits to the data with these looser selection requirements are shown in Fig. 6, and the resulting best-fit yields for the signal and single-proton dissociation are shown in Table 2; the single-proton dissociation yield is observed to be significantly lower relative to the prediction with the looser selections. In all variations, the normalizations of the double-proton dissociation and DY yields are fixed, although the double-dissociation contribution is expected to be significant at large  $p_T(\mu^+\mu^-)$  with the looser selection. With additional data, a more precise comparison of the single and double dissociation yields to the theoretical expectation may be made. In spite of the lower single-proton dissociation yield, the data-theory ratio for the signal is stable in all three variations.

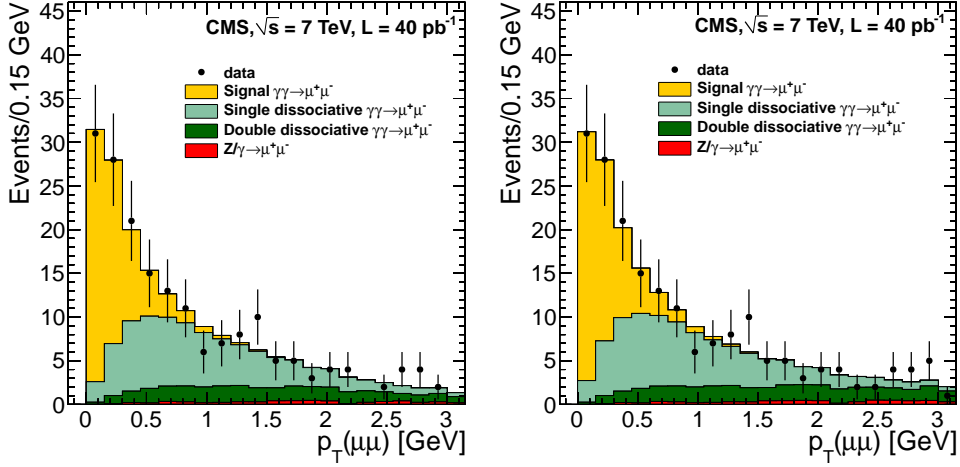


Figure 6: Result of fit to the  $p_T(\mu^+\mu^-)$  distribution with requirements on  $|\Delta p_T(\mu^+\mu^-)|$  (left) and on both  $|\Delta p_T(\mu^+\mu^-)|$  and  $1 - |\Delta\phi(\mu^+\mu^-)/\pi|$  (right) removed. The points with error bars represent the data. The histograms are the result of fitting the simulated distributions to the data.

Table 2: Best-fit values of  $R_{El-El}$  and  $R_{diss-El}$  for the nominal selection, and with the requirements on  $|\Delta p_T(\mu^+\mu^-)|$  and  $1 - |\Delta\phi(\mu^+\mu^-)/\pi|$  removed.

Selection	$R_{El-El}$	$R_{diss-El}$
All selection criteria applied	$0.83^{+0.14}_{-0.13}$	$0.73^{+0.16}_{-0.14}$
No $ \Delta p_T $ requirement	$0.82^{+0.13}_{-0.13}$	$0.63^{+0.11}_{-0.10}$
Both $ \Delta p_T $ and $1 -  \Delta\phi/\pi $ requirements removed	$0.81^{+0.13}_{-0.13}$	$0.45^{+0.08}_{-0.07}$

## 6 Control plots

The dimuon invariant mass and acoplanarity distributions for events passing all selection criteria listed in Table 1 are shown in Fig. 7, with the simulation predictions normalized to the best-fit signal and background yields. The event with the largest invariant mass has  $m(\mu^+\mu^-) = 76$  GeV. No events consistent with  $Z \rightarrow \mu^+\mu^-$  are observed. This is expected for exclusive production, since the  $\gamma\gamma \rightarrow Z$  process is forbidden at tree-level.

In Fig. 8, the  $|\Delta p_T(\mu^+\mu^-)|$  and  $\eta$  distributions are plotted. In Figs. 9–10, the data and simulation are similarly compared for the  $p_T$  and  $\eta$  of single muons passing all other selection requirements. Agreement between the data and simulation is observed in the distributions of all dimuon and single-muon quantities.

## 7 Systematic uncertainties and cross-checks

Systematic uncertainties related to the pileup efficiency correction, muon trigger and reconstruction efficiency corrections, momentum scale, LHC crossing angle, and description of the backgrounds in the fit are considered. The systematic uncertainties related to the muon identification, trigger, and tracking efficiencies are determined from the statistical uncertainties of the  $J/\psi$  and  $Z$  control samples used to derive the corrections. The remaining systematic uncertainties are evaluated by varying each contribution as described in the following sections, and repeating the fit with the same three free parameters  $R_{El-El}$ ,  $R_{diss-El}$ , and the shape correction

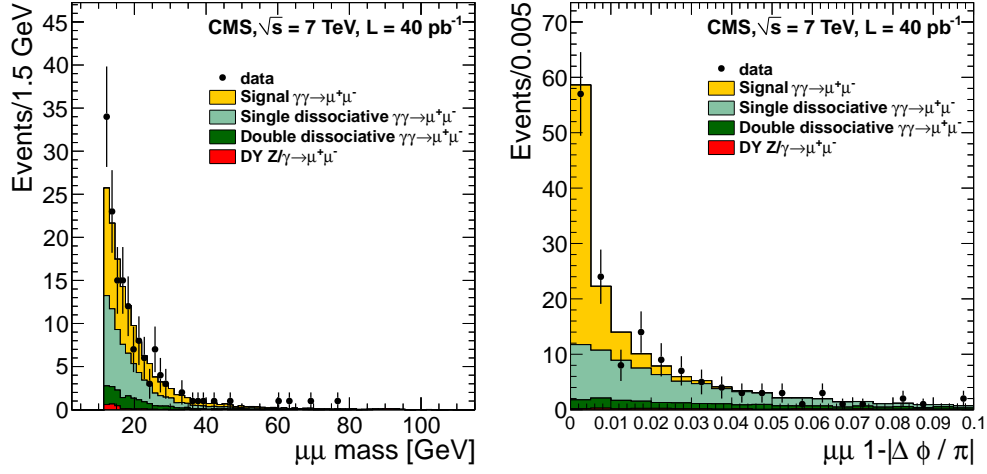


Figure 7: Muon pair invariant mass spectrum (left) and acoplanarity (right), with all selection criteria applied and the simulation normalized to the best-fit value. Data are shown as points with statistical error bars, while the histograms represent the simulated signal (yellow), single (light green) and double (dark green) proton dissociative backgrounds, and DY (red).

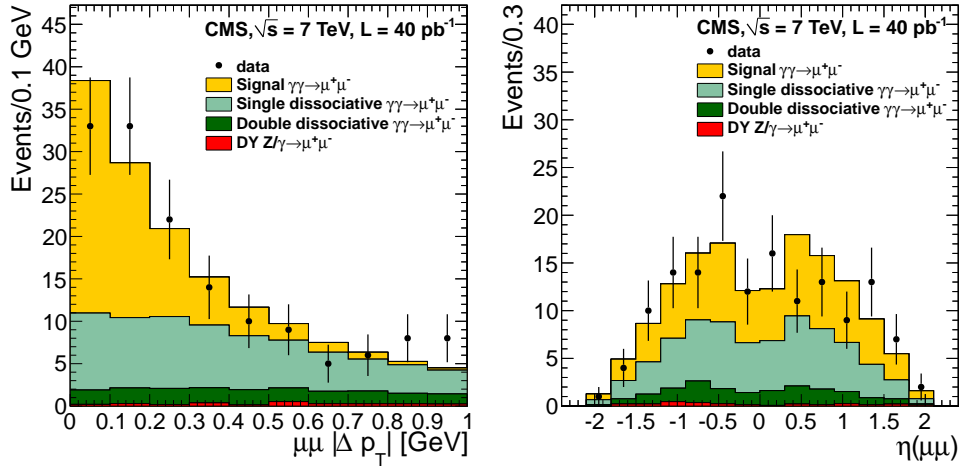


Figure 8: Muon pair transverse momentum difference (left) and pair pseudorapidity (right), with all selection criteria applied and the simulation normalized to the best-fit value. Data are shown as points with statistical error bars, while the histograms represent the simulated signal (yellow), single (light green) and double (dark green) proton dissociative backgrounds, and DY (red).

*a.* The relative difference of the data-theory signal ratio between the modified and the nominal fit result is taken as a systematic uncertainty.

### 7.1 Pileup correction systematic uncertainties

Charged tracks from pileup interactions more than 2.0 mm from the dimuon vertex may induce a signal inefficiency, if they are misreconstructed to originate from within the 2.0 mm veto window. The  $\eta$ -dependent single-track impact parameter resolution in CMS has been measured to be less than 0.2 mm in the transverse direction, and less than 1.0 mm in the longitudinal direction [20]. The track-veto efficiency is studied in zero-bias data by varying the nominal 2.0 mm veto distance from 1.0 to 3.0 mm. The maximum relative variation is found to be 3.6%, when

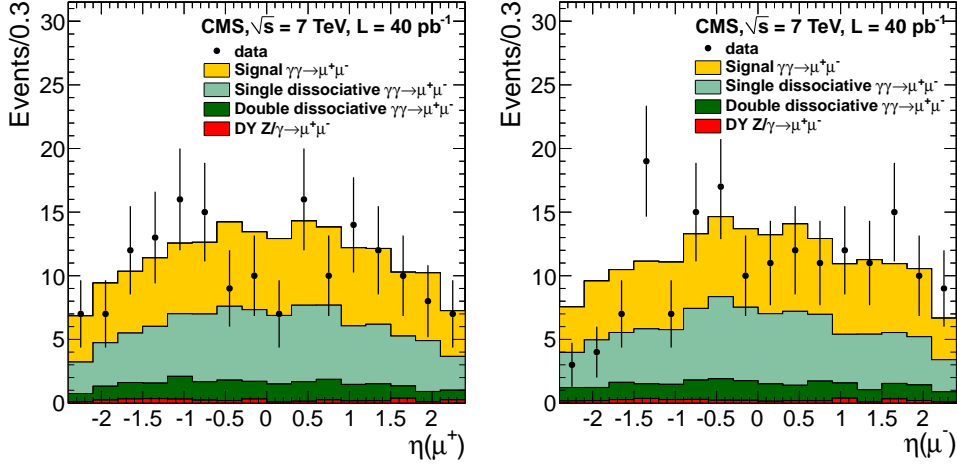


Figure 9: Single-muon pseudorapidity distribution with all other selections applied for  $\mu^+$  (left) and  $\mu^-$  (right) and the simulation normalized to the best-fit value. Data are shown as points with statistical error bars, while the histograms represent the simulated signal (yellow), single (light green) and double (dark green) proton dissociative backgrounds, and DY (red).

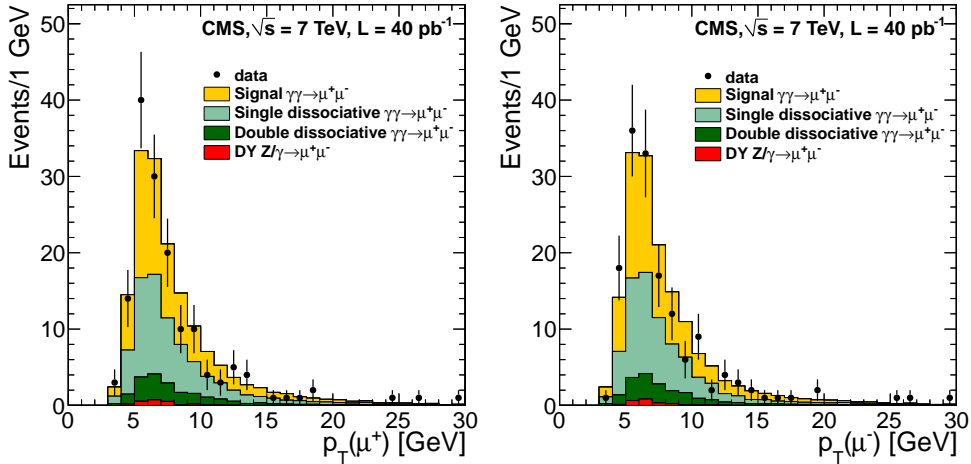


Figure 10: Single-muon transverse momentum with all other selections applied for  $\mu^+$  (left) and  $\mu^-$  (right) and the simulation normalized to the best-fit value. Data are shown as points with statistical error bars, while the histograms represent the simulated signal (yellow), single (light green) and double (dark green) proton dissociative backgrounds, and DY (red).

enlarging the veto size to 3.0 mm. In addition, the veto is modified to use high-quality tracks having at least seven consecutive layers hit in the tracker, in place of the default veto based on all charged tracks. This is found to result in a 2.5% variation in the signal yield, which is taken as a systematic uncertainty.

As a further check, the same variations are applied to the selected sample of dimuon events, removing the  $Y$  mass cut  $m < 11.5$  GeV to increase the statistics with photo-produced exclusive upsilon events. The change in the number of events selected in the dimuon sample is found to be consistent with the expectation from the zero-bias sample.

## 7.2 Muon efficiencies and momentum scale

The statistical uncertainty on the muon efficiency correction is evaluated by performing a fast Monte Carlo study in which each single-muon correction evaluated from the tag-and-probe study is varied independently using a Gaussian distribution having a width equal to the measured uncertainty. The r.m.s. of the distribution of the resulting variations in the overall dimuon efficiency correction is taken as the systematic uncertainty. From 1000 pseudo-experiments, this results in an uncertainty of 0.8%. In addition, we study the effect of correlations in the dimuon efficiency. The tag-and-probe study is only sensitive to single-muon efficiencies. Since we take the dimuon efficiency as the product of the single-muon efficiencies, the effect of correlations in the efficiency are not modeled. To evaluate the size of this effect, the efficiency corrections are computed after removing events in the  $J/\psi$  control sample in which the two muons bend towards each other in the  $r$ - $\phi$  plane, potentially becoming very close or overlapping. Such events may introduce larger correlations in the efficiency of the dimuon pair than would be present in the well separated signal muons. Repeating the signal extraction with this change results in a relative difference of 0.7% from the nominal efficiency, which is taken as a systematic uncertainty.

Using studies of the muon momentum scale derived from  $Z \rightarrow \mu^+\mu^-$  [23], the muon  $p_T$  is shifted by the observed  $p_T$ -dependent bias, and the nominal fit is performed again. The resulting relative change in the signal yield is 0.1%, which is taken as a systematic uncertainty. As a cross-check using a sample kinematically closer to the signal, we apply all the selections except for the veto on the  $Y$  mass region, and perform a fit to the  $Y(1S)$  resonance. The resulting mass is consistent with the PDG value [26], within an uncertainty of 20 MeV. Applying a 20 MeV shift to the mass and  $p_T$  scales of the data and performing the fit again results in no change from the nominal efficiency.

## 7.3 Vertexing and tracking efficiencies

Since the study described in Section 4.4 shows no significant difference in the vertexing efficiency between data and simulation, the 0.1% statistical uncertainty of the measurement in data is taken as a systematic uncertainty. For the tracking efficiency, the difference between data and simulation is applied as a single correction without binning in  $p_T$  or  $\eta$ . The statistical uncertainty of 0.1% on the correction for the dimuon is taken as a systematic uncertainty.

## 7.4 Crossing angle

The non-zero crossing angle of the LHC beams leads to a boost of the dimuon system in the  $x$  direction. Consequently, the  $p_T$  of the pair is over-estimated by a few MeV, especially for high-mass dimuon events. This effect is estimated by applying a correction for the Lorentz boost, using a half-angle of  $100 \mu\text{rad}$  in the  $x$ - $z$  plane. This results in a 1.0% variation from the nominal fit value, and is taken as an additional systematic uncertainty.

## 7.5 Fit stability

Checks of the fit stability are performed by testing different bin widths and fit ranges. Starting from the nominal number of 20 bins in the range 0–3 GeV, variations in the bin width from 0.1 to 0.2 GeV and fit range  $[0, 2]$  to  $[0, 4]$  GeV show deviations by at most 3.3% with respect to the nominal yield. The fit bias is studied by performing a series of Monte Carlo pseudo-experiments for different input values of the signal and proton-dissociation yields, using events drawn from the fully simulated samples. The means of the pull distributions are found to be

consistent with zero. Since the pseudo-experiments with the nominal binning and fit range show no significant bias, no additional systematics are assigned in this case.

## 7.6 Backgrounds

The yields of the double-proton dissociation and DY contributions are fixed in the nominal fit. To estimate the systematic uncertainty from this constraint, the fit is repeated with each of these varied independently by a factor of 2. The resulting changes in the fitted signal yield are 0.9% and 0.4%, respectively, where because of the similar shapes of the single and double proton dissociation components, this variation is partly absorbed into the fitted single-proton dissociation yield. As a cross-check of this procedure, the  $|\Delta p_T(\mu^+\mu^-)|$  and  $1 - |\Delta\phi(\mu^+\mu^-)/\pi|$  requirements are inverted to select samples of events expected to be dominated by double-proton dissociation and DY backgrounds. The agreement between data and simulation in these regions is found to be within the factor of 2 used as a systematic variation.

The possibility of a large contamination from cosmic-ray muons, which may fake a signal since they will not be correlated with other tracks in the event, is studied by comparing the vertex position and three-dimensional opening angle in data and simulations of collision backgrounds. A total of three events fail the vertex position selection in data, after all other selection criteria are applied. All three also fail the opening angle selection, which is consistent with the expected signature from cosmic muons. We conclude that the opening angle requirement effectively rejects cosmic muons, and do not assign a systematic uncertainty for this possible contamination.

A similar check for contamination from beam-halo muons is performed by applying the nominal analysis selection to non-collision events triggered by the presence of a single beam. Within the limited statistics, zero events pass all the analysis selections, and therefore no additional systematic uncertainty is assigned in this case.

## 7.7 Summary of systematic uncertainties

The individual variations in the definition of the track-veto are taken as correlated uncertainties, with the largest variation taken as a contribution to the systematic uncertainty. The largest variation related to the track quality, obtained when requiring high-purity tracks with  $> 10$  hits instead of the nominal value of  $> 3$  hits, is also taken as a contribution. The larger variation resulting from increasing or decreasing the double-proton dissociation background normalization by a factor of 2, and the larger variation resulting from increasing or decreasing the DY background normalization by a factor of 2, are each taken as contributions to the systematic uncertainty. The variation in the crossing angle, muon identification and trigger efficiencies, tracking efficiency, bias due to correlations in the  $J/\psi$  control sample, and vertexing efficiency are treated as uncorrelated uncertainties. Summing quadratically all uncorrelated contributions gives an overall relative systematic uncertainty of 4.8% on the signal yield (Table 3).

## 8 Results

For muon pairs with invariant mass greater than 11.5 GeV, single-muon transverse momentum  $p_T(\mu) > 4$  GeV, and single-muon pseudorapidity in the range  $|\eta(\mu)| < 2.1$ , 148 events pass all selections. Approximately half of these are ascribed to fully exclusive (elastic) production. The number of events expected from Monte Carlo simulation of signal, proton dissociation, and DY backgrounds for an integrated luminosity of  $40 \text{ pb}^{-1}$  is 184.

Table 3: Relative systematic uncertainties.

Selection	Variation from nominal yield
Track veto criteria	3.6%
Track quality	2.5%
DY background	0.4%
Double-proton dissociation background	0.9%
Crossing angle	1.0%
Tracking efficiency	0.1%
Vertexing efficiency	0.1%
Momentum scale	0.1%
Efficiency correlations in $J/\psi$ control sample	0.7%
Muon and trigger efficiency statistical uncertainty	0.8%
Total	4.8%

The resulting visible cross section from a fit to the  $p_T(\mu^+\mu^-)$  distribution is  $\sigma(\text{pp} \rightarrow \text{p}\mu^+\mu^-\text{p}) = 3.38_{-0.55}^{+0.58}$  (stat.)  $\pm 0.16$  (syst.)  $\pm 0.14$  (lumi.) pb, and the corresponding data-theory signal ratio is  $0.83_{-0.13}^{+0.14}$  (stat.)  $\pm 0.04$  (syst.)  $\pm 0.03$  (lumi.), where the statistical uncertainties are strongly correlated with the single-proton dissociation background.

## 9 Summary

A measurement is reported of the exclusive two-photon production of muon pairs,  $\text{pp} \rightarrow \text{p}\mu^+\mu^-\text{p}$ , in a  $40 \text{ pb}^{-1}$  sample of proton-proton collisions collected at  $\sqrt{s} = 7 \text{ TeV}$  during 2010 at the LHC. The measured cross section

$$\sigma(\text{pp} \rightarrow \text{p}\mu^+\mu^-\text{p}) = 3.38_{-0.55}^{+0.58} \text{ (stat.)} \pm 0.16 \text{ (syst.)} \pm 0.14 \text{ (lumi.) pb,}$$

is consistent with the predicted value, and the characteristic distributions of the muon pairs produced via  $\gamma\gamma$  fusion, such as the pair acoplanarity and transverse momentum, are well described by the full simulation using the matrix-element event generator LPAIR. The detection efficiencies are determined from control samples in data, including corrections for the significant event pileup. The signal yield is correlated with the dominant background from two-photon production with proton dissociation, for which the current estimate from a fit to the  $p_T(\mu^+\mu^-)$  distribution can be improved with additional data. The efficiency for the exclusivity selection is above 90% in the full data sample collected by CMS during the 2010 LHC run. With increasing instantaneous luminosity this efficiency will decrease, but without possible improvements to the selection remains above 60% with up to 8 additional pileup vertices. Since the process may be calculated reliably in the framework of QED, within uncertainties associated with the proton form factor, this represents a first step towards a complementary luminosity measurement, and a reference for other exclusive production measurements to be performed with pileup.

## Acknowledgments

We wish to congratulate our colleagues in the CERN accelerator departments for the excellent performance of the LHC machine. We thank the technical and administrative staff at CERN and



other CMS institutes. This work was supported by the Austrian Federal Ministry of Science and Research; the Belgium Fonds de la Recherche Scientifique, and Fonds voor Wetenschappelijk Onderzoek; the Brazilian Funding Agencies (CNPq, CAPES, FAPERJ, and FAPESP); the Bulgarian Ministry of Education and Science; CERN; the Chinese Academy of Sciences, Ministry of Science and Technology, and National Natural Science Foundation of China; the Colombian Funding Agency (COLCIENCIAS); the Croatian Ministry of Science, Education and Sport; the Research Promotion Foundation, Cyprus; the Estonian Academy of Sciences and NICPB; the Academy of Finland, Finnish Ministry of Education and Culture, and Helsinki Institute of Physics; the Institut National de Physique Nucléaire et de Physique des Particules / CNRS, and Commissariat à l'Énergie Atomique et aux Énergies Alternatives / CEA, France; the Bundesministerium für Bildung und Forschung, Deutsche Forschungsgemeinschaft, and Helmholtz-Gemeinschaft Deutscher Forschungszentren, Germany; the General Secretariat for Research and Technology, Greece; the National Scientific Research Foundation, and National Office for Research and Technology, Hungary; the Department of Atomic Energy and the Department of Science and Technology, India; the Institute for Studies in Theoretical Physics and Mathematics, Iran; the Science Foundation, Ireland; the Istituto Nazionale di Fisica Nucleare, Italy; the Korean Ministry of Education, Science and Technology and the World Class University program of NRF, Korea; the Lithuanian Academy of Sciences; the Mexican Funding Agencies (CINVESTAV, CONACYT, SEP, and UASLP-FAI); the Ministry of Science and Innovation, New Zealand; the Pakistan Atomic Energy Commission; the State Commission for Scientific Research, Poland; the Fundação para a Ciência e a Tecnologia, Portugal; JINR (Armenia, Belarus, Georgia, Ukraine, Uzbekistan); the Ministry of Science and Technologies of the Russian Federation, the Russian Ministry of Atomic Energy and the Russian Foundation for Basic Research; the Ministry of Science and Technological Development of Serbia; the Ministerio de Ciencia e Innovación, and Programa Consolider-Ingenio 2010, Spain; the Swiss Funding Agencies (ETH Board, ETH Zurich, PSI, SNF, UniZH, Canton Zurich, and SER); the National Science Council, Taipei; the Scientific and Technical Research Council of Turkey, and Turkish Atomic Energy Authority; the Science and Technology Facilities Council, UK; the US Department of Energy, and the US National Science Foundation.

Individuals have received support from the Marie-Curie programme and the European Research Council (European Union); the Leventis Foundation; the A. P. Sloan Foundation; the Alexander von Humboldt Foundation; the Belgian Federal Science Policy Office; the Fonds pour la Formation à la Recherche dans l'Industrie et dans l'Agriculture (FRIA-Belgium); the Agentschap voor Innovatie door Wetenschap en Technologie (IWT-Belgium); and the Council of Science and Industrial Research, India.

## References

- [1] V. M. Budnev, I. F. Ginzburg, G. V. Meledin et al., "The process  $p p \rightarrow p p e^+ e^-$  and the possibility of its calculation by means of quantum electrodynamics only", *Nucl. Phys B* **63** (1973) 519. doi:10.1016/0550-3213(73)90162-4.
- [2] A. G. Shamov and V. I. Telnov, "Precision luminosity measurement at LHC using two-photon production of  $\mu^+ \mu^-$  pairs", *Nucl. Instrum. Meth. A* **494** (2002) 51, arXiv:hep-ex/0207095. doi:10.1016/S0168-9002(02)01444-4.
- [3] V. A. Khoze, A. D. Martin, R. Orava et al., "Luminosity monitors at the LHC", *Eur. Phys. J.* **C19** (2001) 313, arXiv:hep-ph/0010163. doi:10.1007/s100520100616.

- [4] CDF Collaboration, "Observation of exclusive electron-positron production in hadron-hadron collisions", *Phys. Rev. Lett.* **98** (2007) 112001, arXiv:hep-ex/0611040. doi:10.1103/PhysRevLett.98.112001.
- [5] CDF Collaboration, "Search for exclusive Z-boson production and observation of high mass  $p\bar{p} \rightarrow \gamma\gamma \rightarrow p\ell^+\ell^-\bar{p}$  events in  $p\bar{p}$  collisions at  $\sqrt{s} = 1.96$  TeV", *Phys. Rev. Lett.* **102** (2009) 222002, arXiv:0902.2816. doi:10.1103/PhysRevLett.102.222002.
- [6] CDF Collaboration, "Observation of exclusive charmonium production and  $\gamma\gamma \rightarrow \mu^+\mu^-$  in  $p\bar{p}$  collisions at  $\sqrt{s} = 1.96$  TeV", *Phys. Rev. Lett.* **102** (2009) 242001, arXiv:0902.1271. doi:10.1103/PhysRevLett.102.242001.
- [7] CMS Collaboration, "Absolute luminosity normalization", CMS Detector Performance Study CMS-DP-2010-002, (2010).
- [8] S. Chatrchyan et al., "The CMS experiment at the CERN LHC", *JINST* **03** (2008) S08004. doi:10.1088/1748-0221/3/08/S08004.
- [9] J. A. M. Vermaseren, "Two Photon Processes at Very High Energies", *Nucl. Phys. B* **229** (1983) 347. doi:10.1016/0550-3213(83)90336-X.
- [10] S. P. Baranov et al., "LPAIR - A generator for lepton pair production", in *Proceedings of Physics at HERA*, p. 1478. October, 1991.
- [11] B. Andersson, G. Gustafson, G. Ingelman et al., "Parton fragmentation and string dynamics", *Phys. Rep.* **97** (1983) 31. doi:10.1016/0370-1573(83)90080-7.
- [12] T. Sjöstrand, "High-energy physics event generation with PYTHIA 5.7 and JETSET 7.4", *Comput. Phys. Commun.* **82** (1994) 74. doi:10.1016/0010-4655(94)90132-5.
- [13] F. W. Brasse, W. Flauger, J. Gayler et al., "Parametrization of the  $q^2$  dependence of  $\gamma_V p$  total cross sections in the resonance region", *Nucl. Phys. B* **110** (1976) 413. doi:10.1016/0550-3213(76)90231-5.
- [14] A. Suri and D. R. Yennie, "The space-time phenomenology of photon absorption and inelastic electron scattering", *Annals Physics* **72** (1972) 43. doi:10.1016/0003-4916(72)90242-4.
- [15] T. Sjöstrand, L. Lönnblad, and S. Mrenna, "PYTHIA 6.2: Physics and manual", (2001). arXiv:hep-ph/0108264.
- [16] R. Field, "Early LHC Underlying Event Data - Finding and Surprises", (2010). arXiv:1010.3558.
- [17] S. Agostinelli et al., "GEANT4: A Simulation toolkit", *Nucl. Instrum. Meth. A* **506** (2003) 250. doi:10.1016/S0168-9002(03)01368-8.
- [18] CMS Collaboration, "Performance of CMS Muon Reconstruction in Cosmic-Ray Events", *JINST* **5** (2010) T03022, arXiv:0911.4994. doi:10.1088/1748-0221/5/03/T03022.
- [19] CMS Collaboration, "Measurement of Tracking Efficiency", CMS Physics Analysis Summary CMS-PAS-TRK-10-002, (2010).
- [20] CMS Collaboration, "Tracking and Primary Vertex Results in First 7 TeV Collisions", CMS Physics Analysis Summary CMS-PAS-TRK-10-005, (2010).

- 
- [21] CMS Collaboration, “Adaptive Vertex Fitting”, CMS Note CMS-NOTE-07-008, (2007).
- [22] CMS Collaboration, “Performance of muon identification in pp collisions at  $\sqrt{s} = 7$  TeV”, CMS Physics Analysis Summary CMS-PAS-MUO-10-002, (2010).
- [23] CMS Collaboration, “Measurement of the Inclusive W and Z Production Cross Sections in p p Collisions at  $\sqrt{s} = 7$  TeV with the CMS experiment”, *JHEP* **10** (2011) 132, arXiv:1107.4789. doi:10.1007/JHEP10(2011)132.
- [24] R. Fruhwirth, “Application of Kalman filtering to track and vertex fitting”, *Nucl. Instrum. Meth. A* **262** (1987) 444–450. doi:10.1016/0168-9002(87)90887-4.
- [25] F. James and M. Roos, “Minuit: A System for Function Minimization and Analysis of the Parameter Errors and Correlations”, *Comput. Phys. Commun.* **10** (1975) 343. doi:10.1016/0010-4655(75)90039-9.
- [26] Particle Data Group Collaboration, “Review of particle physics”, *J. Phys G* **37** (2010) 075021. doi:10.1088/0954-3899/37/7A/075021.



## A The CMS Collaboration

### Yerevan Physics Institute, Yerevan, Armenia

S. Chatrchyan, V. Khachatryan, A.M. Sirunyan, A. Tumasyan

### Institut für Hochenergiephysik der OeAW, Wien, Austria

W. Adam, T. Bergauer, M. Dragicevic, J. Erö, C. Fabjan, M. Friedl, R. Frühwirth, V.M. Ghete, J. Hammer<sup>1</sup>, S. Häsnel, M. Hoch, N. Hörmann, J. Hrubec, M. Jeitler, W. Kiesenhofer, M. Krammer, D. Liko, I. Mikulec, M. Pernicka, B. Rahbaran, H. Rohringer, R. Schöfbeck, J. Strauss, A. Taurok, F. Teischinger, C. Trauner, P. Wagner, W. Waltenberger, G. Walzel, E. Widl, C.-E. Wulz

### National Centre for Particle and High Energy Physics, Minsk, Belarus

V. Mossolov, N. Shumeiko, J. Suarez Gonzalez

### Universiteit Antwerpen, Antwerpen, Belgium

S. Bansal, L. Benucci, E.A. De Wolf, X. Janssen, S. Luyckx, T. Maes, L. Mucibello, S. Ochesanu, B. Roland, R. Rougny, M. Selvaggi, H. Van Haevermaet, P. Van Mechelen, N. Van Remortel

### Vrije Universiteit Brussel, Brussel, Belgium

F. Blekman, S. Blyweert, J. D'Hondt, R. Gonzalez Suarez, A. Kalogeropoulos, M. Maes, A. Olbrechts, W. Van Doninck, P. Van Mulders, G.P. Van Onsem, I. Villella

### Université Libre de Bruxelles, Bruxelles, Belgium

O. Charaf, B. Clerbaux, G. De Lentdecker, V. Dero, A.P.R. Gay, G.H. Hammad, T. Hreus, A. Léonard, P.E. Marage, L. Thomas, C. Vander Velde, P. Vanlaer, J. Wickens

### Ghent University, Ghent, Belgium

V. Adler, K. Beernaert, A. Cimmino, S. Costantini, M. Grunewald, B. Klein, J. Lellouch, A. Marinov, J. Mccartin, D. Ryckbosch, N. Strobbe, F. Thyssen, M. Tytgat, L. Vanelderen, P. Verwilligen, S. Walsh, N. Zaganidis

### Université Catholique de Louvain, Louvain-la-Neuve, Belgium

S. Basegmez, G. Bruno, J. Caudron, L. Ceard, E. Cortina Gil, J. De Favereau De Jeneret, C. Delaere, D. Favart, L. Forthomme, A. Giammanco<sup>2</sup>, G. Grégoire, J. Hollar, V. Lemaitre, J. Liao, O. Militaru, C. Nuttens, S. Oryn, D. Pagano, A. Pin, K. Piotrkowski, N. Schul

### Université de Mons, Mons, Belgium

N. Bely, T. Caebergs, E. Daubie

### Centro Brasileiro de Pesquisas Fisicas, Rio de Janeiro, Brazil

G.A. Alves, D. De Jesus Damiao, M.E. Pol, M.H.G. Souza

### Universidade do Estado do Rio de Janeiro, Rio de Janeiro, Brazil

W.L. Aldá Júnior, W. Carvalho, A. Custódio, E.M. Da Costa, C. De Oliveira Martins, S. Fonseca De Souza, D. Matos Figueiredo, L. Mundim, H. Nogima, V. Oguri, W.L. Prado Da Silva, A. Santoro, S.M. Silva Do Amaral, A. Sznajder

### Instituto de Fisica Teorica, Universidade Estadual Paulista, Sao Paulo, Brazil

T.S. Anjos<sup>3</sup>, C.A. Bernardes<sup>3</sup>, F.A. Dias<sup>4</sup>, T.R. Fernandez Perez Tomei, E. M. Gregores<sup>3</sup>, C. Lagana, F. Marinho, P.G. Mercadante<sup>3</sup>, S.F. Novaes, Sandra S. Padula

### Institute for Nuclear Research and Nuclear Energy, Sofia, Bulgaria

N. Darmenov<sup>1</sup>, V. Genchev<sup>1</sup>, P. Iaydjiev<sup>1</sup>, S. Piperov, M. Rodozov, S. Stoykova, G. Sultanov, V. Tcholakov, R. Trayanov, M. Vutova

**University of Sofia, Sofia, Bulgaria**

A. Dimitrov, R. Hadjiiska, A. Karadzhinova, V. Kozhuharov, L. Litov, M. Mateev, B. Pavlov, P. Petkov

**Institute of High Energy Physics, Beijing, China**

J.G. Bian, G.M. Chen, H.S. Chen, C.H. Jiang, D. Liang, S. Liang, X. Meng, J. Tao, J. Wang, J. Wang, X. Wang, Z. Wang, H. Xiao, M. Xu, J. Zang, Z. Zhang

**State Key Lab. of Nucl. Phys. and Tech., Peking University, Beijing, China**

Y. Ban, S. Guo, Y. Guo, W. Li, Y. Mao, S.J. Qian, H. Teng, B. Zhu, W. Zou

**Universidad de Los Andes, Bogota, Colombia**

A. Cabrera, B. Gomez Moreno, A.A. Ocampo Rios, A.F. Osorio Oliveros, J.C. Sanabria

**Technical University of Split, Split, Croatia**

N. Godinovic, D. Lelas, R. Plestina<sup>5</sup>, D. Polic, I. Puljak

**University of Split, Split, Croatia**

Z. Antunovic, M. Dzelalija, M. Kovac

**Institute Rudjer Boskovic, Zagreb, Croatia**

V. Brigljevic, S. Duric, K. Kadija, J. Luetic, S. Morovic

**University of Cyprus, Nicosia, Cyprus**

A. Attikis, M. Galanti, J. Mousa, C. Nicolaou, F. Ptochos, P.A. Razis

**Charles University, Prague, Czech Republic**

M. Finger, M. Finger Jr.

**Academy of Scientific Research and Technology of the Arab Republic of Egypt, Egyptian Network of High Energy Physics, Cairo, Egypt**

Y. Assran<sup>6</sup>, A. Ellithi Kamel<sup>7</sup>, S. Khalil<sup>8</sup>, M.A. Mahmoud<sup>9</sup>, A. Radi<sup>10</sup>

**National Institute of Chemical Physics and Biophysics, Tallinn, Estonia**

A. Hektor, M. Kadastik, M. Müntel, M. Raidal, L. Rebane, A. Tiko

**Department of Physics, University of Helsinki, Helsinki, Finland**

V. Azzolini, P. Eerola, G. Fedi, M. Voutilainen

**Helsinki Institute of Physics, Helsinki, Finland**

S. Czellar, J. Härkönen, A. Heikkinen, V. Karimäki, R. Kinnunen, M.J. Kortelainen, T. Lampén, K. Lassila-Perini, S. Lehti, T. Lindén, P. Luukka, T. Mäenpää, E. Tuominen, J. Tuominiemi, E. Tuovinen, D. Ungaro, L. Wendland

**Lappeenranta University of Technology, Lappeenranta, Finland**

K. Banzuzi, A. Karjalainen, A. Korpela, T. Tuuva

**Laboratoire d'Annecy-le-Vieux de Physique des Particules, IN2P3-CNRS, Annecy-le-Vieux, France**

D. Sillou

**DSM/IRFU, CEA/Saclay, Gif-sur-Yvette, France**

M. Besancon, S. Choudhury, M. Dejardin, D. Denegri, B. Fabbro, J.L. Faure, F. Ferri, S. Ganjour, A. Givernaud, P. Gras, G. Hamel de Monchenault, P. Jarry, E. Locci, J. Malcles, M. Marionneau, L. Millischer, J. Rander, A. Rosowsky, I. Shreyber, M. Titov

**Laboratoire Leprince-Ringuet, Ecole Polytechnique, IN2P3-CNRS, Palaiseau, France**

S. Baffioni, F. Beaudette, L. Benhabib, L. Bianchini, M. Bluj<sup>11</sup>, C. Broutin, P. Busson, C. Charlot, T. Dahms, L. Dobrzynski, S. Elgammal, R. Granier de Cassagnac, M. Haguenaue, P. Miné, C. Mironov, C. Ochando, P. Paganini, D. Sabes, R. Salerno, Y. Sirois, C. Thiebaut, C. Veelken, A. Zabi

**Institut Pluridisciplinaire Hubert Curien, Université de Strasbourg, Université de Haute Alsace Mulhouse, CNRS/IN2P3, Strasbourg, France**

J.-L. Agram<sup>12</sup>, J. Andrea, D. Bloch, D. Bodin, J.-M. Brom, M. Cardaci, E.C. Chabert, C. Collard, E. Conte<sup>12</sup>, F. Drouhin<sup>12</sup>, C. Ferro, J.-C. Fontaine<sup>12</sup>, D. Gelé, U. Goerlach, S. Greder, P. Juillot, M. Karim<sup>12</sup>, A.-C. Le Bihan, P. Van Hove

**Centre de Calcul de l'Institut National de Physique Nucleaire et de Physique des Particules (IN2P3), Villeurbanne, France**

F. Fassi, D. Mercier

**Université de Lyon, Université Claude Bernard Lyon 1, CNRS-IN2P3, Institut de Physique Nucléaire de Lyon, Villeurbanne, France**

C. Baty, S. Beauceron, N. Beaupere, M. Bedjidian, O. Bondu, G. Boudoul, D. Boumediene, H. Brun, J. Chasserat, R. Chierici, D. Contardo, P. Depasse, H. El Mamouni, A. Falkiewicz, J. Fay, S. Gascon, B. Ille, T. Kurca, T. Le Grand, M. Lethuillier, L. Mirabito, S. Perries, V. Sordini, S. Tosi, Y. Tschudi, P. Verdier, S. Viret

**Institute of High Energy Physics and Informatization, Tbilisi State University, Tbilisi, Georgia**

D. Lomidze

**RWTH Aachen University, I. Physikalisches Institut, Aachen, Germany**

G. Anagnostou, S. Beranek, M. Edelhoff, L. Feld, N. Heracleous, O. Hindrichs, R. Jussen, K. Klein, J. Merz, A. Ostapchuk, A. Perieanu, F. Raupach, J. Sammet, S. Schael, D. Sprenger, H. Weber, M. Weber, B. Wittmer, V. Zhukov<sup>13</sup>

**RWTH Aachen University, III. Physikalisches Institut A, Aachen, Germany**

M. Ata, E. Dietz-Laursonn, M. Erdmann, T. Hebbeker, C. Heidemann, A. Hinzmann, K. Hoepfner, T. Klimkovich, D. Klingebiel, P. Kreuzer, D. Lanske<sup>†</sup>, J. Lingemann, C. Magass, M. Merschmeyer, A. Meyer, P. Papacz, H. Pieta, H. Reithler, S.A. Schmitz, L. Sonnenschein, J. Steggemann, D. Teyssier

**RWTH Aachen University, III. Physikalisches Institut B, Aachen, Germany**

M. Bontenackels, V. Cherepanov, M. Davids, G. Flügge, H. Geenen, M. Giffels, W. Haj Ahmad, F. Hoehle, B. Kargoll, T. Kress, Y. Kuessel, A. Linn, A. Nowack, L. Perchalla, O. Pooth, J. Rennefeld, P. Sauerland, A. Stahl, D. Tornier, M.H. Zoeller

**Deutsches Elektronen-Synchrotron, Hamburg, Germany**

M. Aldaya Martin, W. Behrenhoff, U. Behrens, M. Bergholz<sup>14</sup>, A. Bethani, K. Borras, A. Cakir, A. Campbell, E. Castro, D. Dammann, G. Eckerlin, D. Eckstein, A. Flossdorf, G. Flucke, A. Geiser, J. Hauk, H. Jung<sup>1</sup>, M. Kasemann, P. Katsas, C. Kleinwort, H. Kluge, A. Knutsson, M. Krämer, D. Krücker, E. Kuznetsova, W. Lange, W. Lohmann<sup>14</sup>, B. Lutz, R. Mankel, I. Marfin, M. Marienfeld, I.-A. Melzer-Pellmann, A.B. Meyer, J. Mnich, A. Mussgiller, S. Naumann-Emme, J. Olzem, A. Petrukhin, D. Pitzl, A. Raspereza, M. Rosin, R. Schmidt<sup>14</sup>, T. Schoerner-Sadenius, N. Sen, A. Spiridonov, M. Stein, J. Tomaszewska, R. Walsh, C. Wissing

**University of Hamburg, Hamburg, Germany**

C. Autermann, V. Blobel, S. Bobrovskyi, J. Draeger, H. Enderle, U. Gebbert, M. Görner,

T. Hermanns, K. Kaschube, G. Kaussen, H. Kirschenmann, R. Klanner, J. Lange, B. Mura, F. Nowak, N. Pietsch, C. Sander, H. Schettler, P. Schleper, E. Schlieckau, M. Schröder, T. Schum, H. Stadie, G. Steinbrück, J. Thomsen

**Institut für Experimentelle Kernphysik, Karlsruhe, Germany**

C. Barth, J. Bauer, J. Berger, V. Buege, T. Chwalek, W. De Boer, A. Dierlamm, G. Dirkes, M. Feindt, J. Gruschke, M. Guthoff<sup>1</sup>, C. Hackstein, F. Hartmann, M. Heinrich, H. Held, K.H. Hoffmann, S. Honc, I. Katkov<sup>13</sup>, J.R. Komaragiri, T. Kuhr, D. Martschei, S. Mueller, Th. Müller, M. Niegel, O. Oberst, A. Oehler, J. Ott, T. Peiffer, G. Quast, K. Rabbertz, F. Ratnikov, N. Ratnikova, M. Renz, S. Röcker, C. Saout, A. Scheurer, P. Schieferdecker, F.-P. Schilling, M. Schmanau, G. Schott, H.J. Simonis, F.M. Stober, D. Troendle, J. Wagner-Kuhr, T. Weiler, M. Zeise, E.B. Ziebarth

**Institute of Nuclear Physics "Demokritos", Aghia Paraskevi, Greece**

G. Daskalakis, T. Gerasis, S. Kesisoglou, A. Kyriakis, D. Loukas, I. Manolakos, A. Markou, C. Markou, C. Mavrommatis, E. Ntomari, E. Petrakou

**University of Athens, Athens, Greece**

L. Gouskos, T.J. Mertzimekis, A. Panagiotou, N. Saoulidou, E. Stiliaris

**University of Ioánnina, Ioánnina, Greece**

I. Evangelou, C. Foudas<sup>1</sup>, P. Kokkas, N. Manthos, I. Papadopoulos, V. Patras, F.A. Triantis

**KFKI Research Institute for Particle and Nuclear Physics, Budapest, Hungary**

A. Aranyi, G. Bencze, L. Boldizsar, C. Hajdu<sup>1</sup>, P. Hidas, D. Horvath<sup>15</sup>, A. Kapusi, K. Krajczar<sup>16</sup>, F. Sikler<sup>1</sup>, G.I. Veres<sup>16</sup>, G. Vesztergombi<sup>16</sup>

**Institute of Nuclear Research ATOMKI, Debrecen, Hungary**

N. Beni, J. Molnar, J. Palinkas, Z. Szillasi, V. Veszpremi

**University of Debrecen, Debrecen, Hungary**

J. Karancsi, P. Raics, Z.L. Trocsanyi, B. Ujvari

**Panjab University, Chandigarh, India**

S.B. Beri, V. Bhatnagar, N. Dhingra, R. Gupta, M. Jindal, M. Kaur, J.M. Kohli, M.Z. Mehta, N. Nishu, L.K. Saini, A. Sharma, A.P. Singh, J. Singh, S.P. Singh

**University of Delhi, Delhi, India**

S. Ahuja, B.C. Choudhary, P. Gupta, A. Kumar, A. Kumar, S. Malhotra, M. Naimuddin, K. Ranjan, R.K. Shivpuri

**Saha Institute of Nuclear Physics, Kolkata, India**

S. Banerjee, S. Bhattacharya, S. Dutta, B. Gomber, S. Jain, S. Jain, R. Khurana, S. Sarkar

**Bhabha Atomic Research Centre, Mumbai, India**

R.K. Choudhury, D. Dutta, S. Kailas, V. Kumar, A.K. Mohanty<sup>1</sup>, L.M. Pant, P. Shukla

**Tata Institute of Fundamental Research - EHEP, Mumbai, India**

T. Aziz, M. Guchait<sup>17</sup>, A. Gurtu, M. Maity<sup>18</sup>, D. Majumder, G. Majumder, K. Mazumdar, G.B. Mohanty, B. Parida, A. Saha, K. Sudhakar, N. Wickramage

**Tata Institute of Fundamental Research - HECR, Mumbai, India**

S. Banerjee, S. Dugad, N.K. Mondal

**Institute for Research and Fundamental Sciences (IPM), Tehran, Iran**

H. Arfaei, H. Bakhshiansohi<sup>19</sup>, S.M. Etesami<sup>20</sup>, A. Fahim<sup>19</sup>, M. Hashemi, H. Hesari, A. Jafari<sup>19</sup>,



M. Khakzad, A. Mohammadi<sup>21</sup>, M. Mohammadi Najafabadi, S. Paktinat Mehdiabadi, B. Safarzadeh<sup>22</sup>, M. Zeinali<sup>20</sup>

**INFN Sezione di Bari <sup>a</sup>, Università di Bari <sup>b</sup>, Politecnico di Bari <sup>c</sup>, Bari, Italy**

M. Abbrescia<sup>a,b</sup>, L. Barbone<sup>a,b</sup>, C. Calabria<sup>a,b</sup>, A. Colaleo<sup>a</sup>, D. Creanza<sup>a,c</sup>, N. De Filippis<sup>a,c,1</sup>, M. De Palma<sup>a,b</sup>, L. Fiore<sup>a</sup>, G. Iaselli<sup>a,c</sup>, L. Lusito<sup>a,b</sup>, G. Maggi<sup>a,c</sup>, M. Maggi<sup>a</sup>, N. Manna<sup>a,b</sup>, B. Marangelli<sup>a,b</sup>, S. My<sup>a,c</sup>, S. Nuzzo<sup>a,b</sup>, N. Pacifico<sup>a,b</sup>, A. Pompili<sup>a,b</sup>, G. Pugliese<sup>a,c</sup>, F. Romano<sup>a,c</sup>, G. Selvaggi<sup>a,b</sup>, L. Silvestris<sup>a</sup>, S. Tupputi<sup>a,b</sup>, G. Zito<sup>a</sup>

**INFN Sezione di Bologna <sup>a</sup>, Università di Bologna <sup>b</sup>, Bologna, Italy**

G. Abbiendi<sup>a</sup>, A.C. Benvenuti<sup>a</sup>, D. Bonacorsi<sup>a</sup>, S. Braibant-Giacomelli<sup>a,b</sup>, L. Brigliadori<sup>a</sup>, P. Capiluppi<sup>a,b</sup>, A. Castro<sup>a,b</sup>, F.R. Cavallo<sup>a</sup>, M. Cuffiani<sup>a,b</sup>, G.M. Dallavalle<sup>a</sup>, F. Fabbri<sup>a</sup>, A. Fanfani<sup>a,b</sup>, D. Fasanella<sup>a,1</sup>, P. Giacomelli<sup>a</sup>, M. Giunta<sup>a</sup>, C. Grandi<sup>a</sup>, S. Marcellini<sup>a</sup>, G. Masetti<sup>a</sup>, M. Meneghelli<sup>a,b</sup>, A. Montanari<sup>a</sup>, F.L. Navarria<sup>a,b</sup>, F. Odoricci<sup>a</sup>, A. Perrotta<sup>a</sup>, F. Primavera<sup>a</sup>, A.M. Rossi<sup>a,b</sup>, T. Rovelli<sup>a,b</sup>, G. Siroli<sup>a,b</sup>, R. Travaglini<sup>a,b</sup>

**INFN Sezione di Catania <sup>a</sup>, Università di Catania <sup>b</sup>, Catania, Italy**

S. Albergo<sup>a,b</sup>, G. Cappello<sup>a,b</sup>, M. Chiorboli<sup>a,b</sup>, S. Costa<sup>a,b</sup>, R. Potenza<sup>a,b</sup>, A. Tricomi<sup>a,b</sup>, C. Tuve<sup>a,b</sup>

**INFN Sezione di Firenze <sup>a</sup>, Università di Firenze <sup>b</sup>, Firenze, Italy**

G. Barbagli<sup>a</sup>, V. Ciulli<sup>a,b</sup>, C. Civinini<sup>a</sup>, R. D'Alessandro<sup>a,b</sup>, E. Focardi<sup>a,b</sup>, S. Frosali<sup>a,b</sup>, E. Gallo<sup>a</sup>, S. Gonzi<sup>a,b</sup>, M. Meschini<sup>a</sup>, S. Paoletti<sup>a</sup>, G. Sguazzoni<sup>a</sup>, A. Tropiano<sup>a,1</sup>

**INFN Laboratori Nazionali di Frascati, Frascati, Italy**

L. Benussi, S. Bianco, S. Colafranceschi<sup>23</sup>, F. Fabbri, D. Piccolo

**INFN Sezione di Genova, Genova, Italy**

P. Fabbriatore, R. Musenich

**INFN Sezione di Milano-Bicocca <sup>a</sup>, Università di Milano-Bicocca <sup>b</sup>, Milano, Italy**

A. Benaglia<sup>a,b,1</sup>, F. De Guio<sup>a,b</sup>, L. Di Matteo<sup>a,b</sup>, S. Gennai<sup>a,1</sup>, A. Ghezzi<sup>a,b</sup>, S. Malvezzi<sup>a</sup>, A. Martelli<sup>a,b</sup>, A. Massironi<sup>a,b,1</sup>, D. Menasce<sup>a</sup>, L. Moroni<sup>a</sup>, M. Paganoni<sup>a,b</sup>, D. Pedrini<sup>a</sup>, S. Ragazzi<sup>a,b</sup>, N. Redaelli<sup>a</sup>, S. Sala<sup>a</sup>, T. Tabarelli de Fatis<sup>a,b</sup>

**INFN Sezione di Napoli <sup>a</sup>, Università di Napoli "Federico II" <sup>b</sup>, Napoli, Italy**

S. Buontempo<sup>a</sup>, C.A. Carrillo Montoya<sup>a,1</sup>, N. Cavallo<sup>a,24</sup>, A. De Cosa<sup>a,b</sup>, O. Dogangun<sup>a,b</sup>, F. Fabozzi<sup>a,24</sup>, A.O.M. Iorio<sup>a,1</sup>, L. Lista<sup>a</sup>, M. Merola<sup>a,b</sup>, P. Paolucci<sup>a</sup>

**INFN Sezione di Padova <sup>a</sup>, Università di Padova <sup>b</sup>, Università di Trento (Trento) <sup>c</sup>, Padova, Italy**

P. Azzi<sup>a</sup>, N. Bacchetta<sup>a,1</sup>, P. Bellan<sup>a,b</sup>, D. Bisello<sup>a,b</sup>, A. Branca<sup>a</sup>, R. Carlin<sup>a,b</sup>, P. Checchia<sup>a</sup>, T. Dorigo<sup>a</sup>, U. Dosselli<sup>a</sup>, F. Fanzago<sup>a</sup>, F. Gasparini<sup>a,b</sup>, U. Gasparini<sup>a,b</sup>, A. Gozzelino<sup>a</sup>, S. Lacaprara<sup>a,25</sup>, I. Lazzizzera<sup>a,c</sup>, M. Margoni<sup>a,b</sup>, M. Mazzucato<sup>a</sup>, A.T. Meneguzzo<sup>a,b</sup>, M. Nespolo<sup>a,1</sup>, L. Perrozzi<sup>a</sup>, N. Pozzobon<sup>a,b</sup>, P. Ronchese<sup>a,b</sup>, F. Simonetto<sup>a,b</sup>, E. Torassa<sup>a</sup>, M. Tosi<sup>a,b,1</sup>, S. Vanini<sup>a,b</sup>, P. Zotto<sup>a,b</sup>, G. Zumerle<sup>a,b</sup>

**INFN Sezione di Pavia <sup>a</sup>, Università di Pavia <sup>b</sup>, Pavia, Italy**

P. Baesso<sup>a,b</sup>, U. Berzano<sup>a</sup>, S.P. Ratti<sup>a,b</sup>, C. Riccardi<sup>a,b</sup>, P. Torre<sup>a,b</sup>, P. Vitulo<sup>a,b</sup>, C. Viviani<sup>a,b</sup>

**INFN Sezione di Perugia <sup>a</sup>, Università di Perugia <sup>b</sup>, Perugia, Italy**

M. Biasini<sup>a,b</sup>, G.M. Bilei<sup>a</sup>, B. Caponeri<sup>a,b</sup>, L. Fanò<sup>a,b</sup>, P. Lariccia<sup>a,b</sup>, A. Lucaroni<sup>a,b,1</sup>, G. Mantovani<sup>a,b</sup>, M. Menichelli<sup>a</sup>, A. Nappi<sup>a,b</sup>, F. Romeo<sup>a,b</sup>, A. Santocchia<sup>a,b</sup>, S. Taroni<sup>a,b,1</sup>, M. Valdata<sup>a,b</sup>

**INFN Sezione di Pisa <sup>a</sup>, Università di Pisa <sup>b</sup>, Scuola Normale Superiore di Pisa <sup>c</sup>, Pisa, Italy**  
 P. Azzurri<sup>a,c</sup>, G. Bagliesi<sup>a</sup>, J. Bernardini<sup>a,b</sup>, T. Boccali<sup>a</sup>, G. Broccolo<sup>a,c</sup>, R. Castaldi<sup>a</sup>,  
 R.T. D’Agnolo<sup>a,c</sup>, R. Dell’Orso<sup>a</sup>, F. Fiori<sup>a,b</sup>, L. Foà<sup>a,c</sup>, A. Giassi<sup>a</sup>, A. Kraan<sup>a</sup>, F. Ligabue<sup>a,c</sup>,  
 T. Lomtadze<sup>a</sup>, L. Martini<sup>a,26</sup>, A. Messineo<sup>a,b</sup>, F. Palla<sup>a</sup>, F. Palmonari<sup>a</sup>, A. Rizzi, G. Segneri<sup>a</sup>,  
 A.T. Serban<sup>a</sup>, P. Spagnolo<sup>a</sup>, R. Tenchini<sup>a</sup>, G. Tonelli<sup>a,b,1</sup>, A. Venturi<sup>a,1</sup>, P.G. Verdini<sup>a</sup>

**INFN Sezione di Roma <sup>a</sup>, Università di Roma "La Sapienza" <sup>b</sup>, Roma, Italy**  
 L. Barone<sup>a,b</sup>, F. Cavallari<sup>a</sup>, D. Del Re<sup>a,b,1</sup>, M. Diemoz<sup>a</sup>, D. Franci<sup>a,b</sup>, M. Grassi<sup>a,1</sup>, E. Longo<sup>a,b</sup>,  
 P. Meridiani<sup>a</sup>, S. Nourbakhsh<sup>a</sup>, G. Organtini<sup>a,b</sup>, F. Pandolfi<sup>a,b</sup>, R. Paramatti<sup>a</sup>, S. Rahatlou<sup>a,b</sup>,  
 M. Sigamani<sup>a</sup>

**INFN Sezione di Torino <sup>a</sup>, Università di Torino <sup>b</sup>, Università del Piemonte Orientale (Novara) <sup>c</sup>, Torino, Italy**

N. Amapane<sup>a,b</sup>, R. Arcidiacono<sup>a,c</sup>, S. Argiro<sup>a,b</sup>, M. Arneodo<sup>a,c</sup>, C. Biino<sup>a</sup>, C. Botta<sup>a,b</sup>,  
 N. Cartiglia<sup>a</sup>, R. Castello<sup>a,b</sup>, M. Costa<sup>a,b</sup>, N. Demaria<sup>a</sup>, A. Graziano<sup>a,b</sup>, C. Mariotti<sup>a</sup>, S. Maselli<sup>a</sup>,  
 E. Migliore<sup>a,b</sup>, V. Monaco<sup>a,b</sup>, M. Musich<sup>a</sup>, M.M. Obertino<sup>a,c</sup>, N. Pastrone<sup>a</sup>, M. Pelliccioni<sup>a</sup>,  
 A. Potenza<sup>a,b</sup>, A. Romero<sup>a,b</sup>, M. Ruspa<sup>a,c</sup>, R. Sacchi<sup>a,b</sup>, V. Sola<sup>a,b</sup>, A. Solano<sup>a,b</sup>, A. Staiano<sup>a</sup>,  
 A. Vilela Pereira<sup>a</sup>

**INFN Sezione di Trieste <sup>a</sup>, Università di Trieste <sup>b</sup>, Trieste, Italy**

S. Belforte<sup>a</sup>, F. Cossutti<sup>a</sup>, G. Della Ricca<sup>a,b</sup>, B. Gobbo<sup>a</sup>, M. Marone<sup>a,b</sup>, D. Montanino<sup>a,b,1</sup>,  
 A. Penzo<sup>a</sup>

**Kangwon National University, Chunchon, Korea**

S.G. Heo, S.K. Nam

**Kyungpook National University, Daegu, Korea**

S. Chang, J. Chung, D.H. Kim, G.N. Kim, J.E. Kim, D.J. Kong, H. Park, S.R. Ro, D.C. Son, T. Son

**Chonnam National University, Institute for Universe and Elementary Particles, Kwangju, Korea**

J.Y. Kim, Zero J. Kim, S. Song

**Konkuk University, Seoul, Korea**

H.Y. Jo

**Korea University, Seoul, Korea**

S. Choi, D. Gyun, B. Hong, M. Jo, H. Kim, T.J. Kim, K.S. Lee, D.H. Moon, S.K. Park, E. Seo, K.S. Sim

**University of Seoul, Seoul, Korea**

M. Choi, S. Kang, H. Kim, J.H. Kim, C. Park, I.C. Park, S. Park, G. Ryu

**Sungkyunkwan University, Suwon, Korea**

Y. Cho, Y. Choi, Y.K. Choi, J. Goh, M.S. Kim, B. Lee, J. Lee, S. Lee, H. Seo, I. Yu

**Vilnius University, Vilnius, Lithuania**

M.J. Bilinskas, I. Grigelionis, M. Janulis, D. Martisiute, P. Petrov, M. Polujanskas, T. Sabonis

**Centro de Investigacion y de Estudios Avanzados del IPN, Mexico City, Mexico**

H. Castilla-Valdez, E. De La Cruz-Burelo, I. Heredia-de La Cruz, R. Lopez-Fernandez, R. Magaña Villalba, J. Martínez-Ortega, A. Sánchez-Hernández, L.M. Villasenor-Cendejas

**Universidad Iberoamericana, Mexico City, Mexico**

S. Carrillo Moreno, F. Vazquez Valencia

**Benemerita Universidad Autonoma de Puebla, Puebla, Mexico**

H.A. Salazar Ibarguen

**Universidad Autónoma de San Luis Potosí, San Luis Potosí, Mexico**

E. Casimiro Linares, A. Morelos Pineda, M.A. Reyes-Santos

**University of Auckland, Auckland, New Zealand**

D. Krofcheck, J. Tam

**University of Canterbury, Christchurch, New Zealand**

A.J. Bell, P.H. Butler, R. Doesburg, H. Silverwood

**National Centre for Physics, Quaid-I-Azam University, Islamabad, Pakistan**

M. Ahmad, M.I. Asghar, H.R. Hoorani, S. Khalid, W.A. Khan, T. Khurshid, S. Qazi, M.A. Shah, M. Shoaib

**Institute of Experimental Physics, Faculty of Physics, University of Warsaw, Warsaw, Poland**

G. Brona, M. Cwiok, W. Dominik, K. Doroba, A. Kalinowski, M. Konecki, J. Krolikowski

**Soltan Institute for Nuclear Studies, Warsaw, Poland**

T. Frueboes, R. Gokieli, M. Górski, M. Kazana, K. Nawrocki, K. Romanowska-Rybinska, M. Szleper, G. Wrochna, P. Zalewski

**Laboratório de Instrumentação e Física Experimental de Partículas, Lisboa, Portugal**

N. Almeida, P. Bargassa, A. David, P. Faccioli, P.G. Ferreira Parracho, M. Gallinaro, P. Musella, A. Nayak, J. Pela<sup>1</sup>, P.Q. Ribeiro, J. Seixas, J. Varela

**Joint Institute for Nuclear Research, Dubna, Russia**

S. Afanasiev, I. Belotelov, P. Bunin, M. Gavrilenko, I. Golutvin, I. Gorbunov, A. Kamenev, V. Karjavin, G. Kozlov, A. Lanev, P. Moisenz, V. Palichik, V. Perelygin, S. Shmatov, V. Smirnov, A. Volodko, A. Zarubin

**Petersburg Nuclear Physics Institute, Gatchina (St Petersburg), Russia**

S. Evstyukhin, V. Golovtsov, Y. Ivanov, V. Kim, P. Levchenko, V. Murzin, V. Oreshkin, I. Smirnov, V. Sulimov, L. Uvarov, S. Vavilov, A. Vorobyev, An. Vorobyev

**Institute for Nuclear Research, Moscow, Russia**

Yu. Andreev, A. Dermenev, S. Gninenko, N. Golubev, M. Kirsanov, N. Krasnikov, V. Matveev, A. Pashenkov, A. Toropin, S. Troitsky

**Institute for Theoretical and Experimental Physics, Moscow, Russia**

V. Epshteyn, M. Erofeeva, V. Gavrilov, V. Kaftanov<sup>†</sup>, M. Kossov<sup>1</sup>, A. Krokhotin, N. Lychkovskaya, V. Popov, G. Safronov, S. Semenov, V. Stolin, E. Vlasov, A. Zhokin

**Moscow State University, Moscow, Russia**

A. Belyaev, E. Boos, M. Dubinin<sup>4</sup>, L. Dudko, A. Ershov, A. Gribushin, O. Kodolova, I. Lokhtin, A. Markina, S. Obraztsov, M. Perfilov, S. Petrushanko, L. Sarycheva, V. Savrin, A. Snigirev

**P.N. Lebedev Physical Institute, Moscow, Russia**

V. Andreev, M. Azarkin, I. Dremin, M. Kirakosyan, A. Leonidov, G. Mesyats, S.V. Rusakov, A. Vinogradov

**State Research Center of Russian Federation, Institute for High Energy Physics, Protvino, Russia**

I. Azhgirey, I. Bayshev, S. Bitioukov, V. Grishin<sup>1</sup>, V. Kachanov, D. Konstantinov, A. Korablev,

V. Krychkin, V. Petrov, R. Ryutin, A. Sobol, L. Tourtchanovitch, S. Troshin, N. Tyurin, A. Uzunian, A. Volkov

**University of Belgrade, Faculty of Physics and Vinca Institute of Nuclear Sciences, Belgrade, Serbia**

P. Adzic<sup>27</sup>, M. Djordjevic, M. Ekmedzic, D. Krpic<sup>27</sup>, J. Milosevic

**Centro de Investigaciones Energéticas Medioambientales y Tecnológicas (CIEMAT), Madrid, Spain**

M. Aguilar-Benitez, J. Alcaraz Maestre, P. Arce, C. Battilana, E. Calvo, M. Cerrada, M. Chamizo Llatas, N. Colino, B. De La Cruz, A. Delgado Peris, C. Diez Pardos, D. Domínguez Vázquez, C. Fernandez Bedoya, J.P. Fernández Ramos, A. Ferrando, J. Flix, M.C. Fouz, P. Garcia-Abia, O. Gonzalez Lopez, S. Goy Lopez, J.M. Hernandez, M.I. Josa, G. Merino, J. Puerta Pelayo, I. Redondo, L. Romero, J. Santaolalla, M.S. Soares, C. Willmott

**Universidad Autónoma de Madrid, Madrid, Spain**

C. Albajar, G. Codispoti, J.F. de Trocóniz

**Universidad de Oviedo, Oviedo, Spain**

J. Cuevas, J. Fernandez Menendez, S. Folgueras, I. Gonzalez Caballero, L. Lloret Iglesias, J.M. Vizan Garcia

**Instituto de Física de Cantabria (IFCA), CSIC-Universidad de Cantabria, Santander, Spain**

J.A. Brochero Cifuentes, I.J. Cabrillo, A. Calderon, S.H. Chuang, J. Duarte Campderros, M. Felcini<sup>28</sup>, M. Fernandez, G. Gomez, J. Gonzalez Sanchez, C. Jorda, P. Lobelle Pardo, A. Lopez Virto, J. Marco, R. Marco, C. Martinez Rivero, F. Matorras, F.J. Munoz Sanchez, J. Piedra Gomez<sup>29</sup>, T. Rodrigo, A.Y. Rodríguez-Marrero, A. Ruiz-Jimeno, L. Scodellaro, M. Sobron Sanudo, I. Vila, R. Vilar Cortabitarte

**CERN, European Organization for Nuclear Research, Geneva, Switzerland**

D. Abbaneo, E. Auffray, G. Auzinger, P. Baillon, A.H. Ball, D. Barney, C. Bernet<sup>5</sup>, W. Bialas, P. Bloch, A. Bocci, H. Breuker, K. Bunkowski, T. Camporesi, G. Cerminara, T. Christiansen, J.A. Coarasa Perez, B. Curé, D. D'Enterria, A. De Roeck, S. Di Guida, N. Dupont-Sagorin, A. Elliott-Peisert, B. Frisch, W. Funk, A. Gaddi, G. Georgiou, H. Gerwig, D. Gigi, K. Gill, D. Giordano, F. Glege, R. Gomez-Reino Garrido, M. Gouzevitch, P. Govoni, S. Gowdy, R. Guida, L. Guiducci, S. Gundacker, M. Hansen, C. Hartl, J. Harvey, J. Hegeman, B. Hegner, H.F. Hoffmann, V. Innocente, P. Janot, K. Kaadze, E. Karavakis, P. Lecoq, P. Lenzi, C. Lourenço, T. Mäki, M. Malberti, L. Malgeri, M. Mannelli, L. Masetti, G. Mavromanolakis, F. Meijers, S. Mersi, E. Meschi, R. Moser, M.U. Mozer, M. Mulders, E. Nesvold, M. Nguyen, T. Orimoto, L. Orsini, E. Palencia Cortezon, E. Perez, A. Petrilli, A. Pfeiffer, M. Pierini, M. Pimiä, D. Piparo, G. Polese, L. Quertenmont, A. Racz, W. Reece, J. Rodrigues Antunes, G. Rolandi<sup>30</sup>, T. Rommerskirchen, C. Rovelli<sup>31</sup>, M. Rovere, H. Sakulin, F. Santanastasio, C. Schäfer, C. Schwick, I. Segoni, A. Sharma, P. Siegrist, P. Silva, M. Simon, P. Sphicas<sup>32</sup>, D. Spiga, M. Spiropulu<sup>4</sup>, M. Stoye, A. Tsiros, P. Vichoudis, H.K. Wöhri, S.D. Worm<sup>33</sup>, W.D. Zeuner

**Paul Scherrer Institut, Villigen, Switzerland**

W. Bertl, K. Deiters, W. Erdmann, K. Gabathuler, R. Horisberger, Q. Ingram, H.C. Kaestli, S. König, D. Kotlinski, U. Langenegger, F. Meier, D. Renker, T. Rohe, J. Sibille<sup>34</sup>

**Institute for Particle Physics, ETH Zurich, Zurich, Switzerland**

L. Bäni, P. Bortignon, B. Casal, N. Chanon, Z. Chen, S. Cittolin, G. Dissertori, M. Dittmar, J. Eugster, K. Freudenreich, C. Grab, P. Lecomte, W. Lustermann, C. Marchica<sup>35</sup>, P. Martinez Ruiz del Arbol, P. Milenovic<sup>36</sup>, N. Mohr, F. Moortgat, C. Nägeli<sup>35</sup>, P. Nef, F. Nessi-Tedaldi,

L. Pape, F. Pauss, F.J. Ronga, M. Rossini, L. Sala, A.K. Sanchez, M.-C. Sawley, A. Starodumov<sup>37</sup>, B. Stieger, M. Takahashi, L. Tauscher<sup>†</sup>, A. Thea, K. Theofilatos, D. Treille, C. Urscheler, R. Wallny, M. Weber, L. Wehrli, J. Weng

**Universität Zürich, Zurich, Switzerland**

E. Aguilo, C. Amsler, V. Chiochia, S. De Visscher, C. Favaro, M. Ivova Rikova, B. Millan Mejias, P. Otiougova, P. Robmann, A. Schmidt, H. Snoek, M. Verzetti

**National Central University, Chung-Li, Taiwan**

Y.H. Chang, K.H. Chen, C.M. Kuo, S.W. Li, W. Lin, Z.K. Liu, Y.J. Lu, D. Mekterovic, R. Volpe, S.S. Yu

**National Taiwan University (NTU), Taipei, Taiwan**

P. Bartalini, P. Chang, Y.H. Chang, Y.W. Chang, Y. Chao, K.F. Chen, C. Dietz, U. Grundler, W.-S. Hou, Y. Hsiung, K.Y. Kao, Y.J. Lei, R.-S. Lu, J.G. Shiu, Y.M. Tzeng, X. Wan, M. Wang

**Cukurova University, Adana, Turkey**

A. Adiguzel, M.N. Bakirci<sup>38</sup>, S. Cerci<sup>39</sup>, C. Dozen, I. Dumanoglu, E. Eskut, S. Girgis, G. Gokbulut, I. Hos, E.E. Kangal, A. Kayis Topaksu, G. Onengut, K. Ozdemir, S. Ozturk<sup>40</sup>, A. Polatoz, K. Sogut<sup>41</sup>, D. Sunar Cerci<sup>39</sup>, B. Tali<sup>39</sup>, H. Topakli<sup>38</sup>, D. Uzun, L.N. Vergili, M. Vergili

**Middle East Technical University, Physics Department, Ankara, Turkey**

I.V. Akin, T. Aliev, B. Bilin, S. Bilmis, M. Deniz, H. Gamsizkan, A.M. Guler, K. Ocalan, A. Ozpineci, M. Serin, R. Sever, U.E. Surat, M. Yalvac, E. Yildirim, M. Zeyrek

**Bogazici University, Istanbul, Turkey**

M. Deliomeroglu, E. Gülmez, B. Isildak, M. Kaya<sup>42</sup>, O. Kaya<sup>42</sup>, M. Özbek, S. Ozkorucuklu<sup>43</sup>, N. Sonmez<sup>44</sup>

**National Scientific Center, Kharkov Institute of Physics and Technology, Kharkov, Ukraine**

L. Levchuk

**University of Bristol, Bristol, United Kingdom**

F. Bostock, J.J. Brooke, E. Clement, D. Cussans, R. Frazier, J. Goldstein, M. Grimes, G.P. Heath, H.F. Heath, L. Kreczko, S. Metson, D.M. Newbold<sup>33</sup>, K. Nirunpong, A. Poll, S. Senkin, V.J. Smith

**Rutherford Appleton Laboratory, Didcot, United Kingdom**

L. Basso<sup>45</sup>, K.W. Bell, A. Belyaev<sup>45</sup>, C. Brew, R.M. Brown, B. Camanzi, D.J.A. Cockerill, J.A. Coughlan, K. Harder, S. Harper, J. Jackson, B.W. Kennedy, E. Olaiya, D. Petyt, B.C. Radburn-Smith, C.H. Shepherd-Themistocleous, I.R. Tomalin, W.J. Womersley

**Imperial College, London, United Kingdom**

R. Bainbridge, G. Ball, J. Ballin, R. Beuselinck, O. Buchmuller, D. Colling, N. Cripps, M. Cutajar, G. Davies, M. Della Negra, W. Ferguson, J. Fulcher, D. Futyan, A. Gilbert, A. Guneratne Bryer, G. Hall, Z. Hatherell, J. Hays, G. Iles, M. Jarvis, G. Karapostoli, L. Lyons, A.-M. Magnan, J. Marrouche, B. Mathias, R. Nandi, J. Nash, A. Nikitenko<sup>37</sup>, A. Papageorgiou, M. Pesaresi, K. Petridis, M. Pioppi<sup>46</sup>, D.M. Raymond, S. Rogerson, N. Rompotis, A. Rose, M.J. Ryan, C. Seez, P. Sharp, A. Sparrow, A. Tapper, S. Tourneur, M. Vazquez Acosta, T. Virdee, S. Wakefield, N. Wardle, D. Wardrope, T. Whyntie

**Brunel University, Uxbridge, United Kingdom**

M. Barrett, M. Chadwick, J.E. Cole, P.R. Hobson, A. Khan, P. Kyberd, D. Leslie, W. Martin, I.D. Reid, L. Teodorescu

**Baylor University, Waco, USA**

K. Hatakeyama, H. Liu

**The University of Alabama, Tuscaloosa, USA**

C. Henderson

**Boston University, Boston, USA**

A. Avetisyan, T. Bose, E. Carrera Jarrin, C. Fantasia, A. Heister, J. St. John, P. Lawson, D. Lazic, J. Rohlf, D. Sperka, L. Sulak

**Brown University, Providence, USA**

S. Bhattacharya, D. Cutts, A. Ferapontov, U. Heintz, S. Jabeen, G. Kukartsev, G. Landsberg, M. Luk, M. Narain, D. Nguyen, M. Segala, T. Sinthuprasith, T. Speer, K.V. Tsang

**University of California, Davis, Davis, USA**

R. Breedon, G. Breto, M. Calderon De La Barca Sanchez, S. Chauhan, M. Chertok, J. Conway, R. Conway, P.T. Cox, J. Dolen, R. Erbacher, R. Houtz, W. Ko, A. Kopecky, R. Lander, H. Liu, O. Mall, S. Maruyama, T. Miceli, D. Pellett, J. Robles, B. Rutherford, M. Searle, J. Smith, M. Squires, M. Tripathi, R. Vasquez Sierra

**University of California, Los Angeles, Los Angeles, USA**

V. Andreev, K. Arisaka, D. Cline, R. Cousins, A. Deisher, J. Duris, S. Erhan, P. Everaerts, C. Farrell, J. Hauser, M. Ignatenko, C. Jarvis, C. Plager, G. Rakness, P. Schlein<sup>†</sup>, J. Tucker, V. Valuev

**University of California, Riverside, Riverside, USA**

J. Babb, R. Clare, J. Ellison, J.W. Gary, F. Giordano, G. Hanson, G.Y. Jeng, S.C. Kao, H. Liu, O.R. Long, A. Luthra, H. Nguyen, S. Paramesvaran, J. Sturdy, S. Sumowidagdo, R. Wilken, S. Wimpenny

**University of California, San Diego, La Jolla, USA**

W. Andrews, J.G. Branson, G.B. Cerati, D. Evans, F. Golf, A. Holzner, R. Kelley, M. Lebourgeois, J. Letts, B. Mangano, S. Padhi, C. Palmer, G. Petrucciani, H. Pi, M. Pieri, R. Ranieri, M. Sani, V. Sharma, S. Simon, E. Sudano, M. Tadel, Y. Tu, A. Vartak, S. Wasserbaech<sup>47</sup>, F. Würthwein, A. Yagil, J. Yoo

**University of California, Santa Barbara, Santa Barbara, USA**

D. Barge, R. Bellan, C. Campagnari, M. D'Alfonso, T. Danielson, K. Flowers, P. Geffert, C. George, J. Incandela, C. Justus, P. Kalavase, S.A. Koay, D. Kovalskyi<sup>1</sup>, V. Krutelyov, S. Lowette, N. Mccoll, S.D. Mullin, V. Pavlunin, F. Rebassoo, J. Ribnik, J. Richman, R. Rossin, D. Stuart, W. To, J.R. Vlimant, C. West

**California Institute of Technology, Pasadena, USA**

A. Apresyan, A. Bornheim, J. Bunn, Y. Chen, E. Di Marco, J. Duarte, M. Gataullin, Y. Ma, A. Mott, H.B. Newman, C. Rogan, K. Shin, V. Timciuc, P. Traczyk, J. Veverka, R. Wilkinson, Y. Yang, R.Y. Zhu

**Carnegie Mellon University, Pittsburgh, USA**

B. Akgun, R. Carroll, T. Ferguson, Y. Iiyama, D.W. Jang, S.Y. Jun, Y.F. Liu, M. Paulini, J. Russ, H. Vogel, I. Vorobiev

**University of Colorado at Boulder, Boulder, USA**

J.P. Cumalat, M.E. Dinardo, B.R. Drell, C.J. Edelmaier, W.T. Ford, A. Gaz, B. Heyburn, E. Luiggi Lopez, U. Nauenberg, J.G. Smith, K. Stenson, K.A. Ulmer, S.R. Wagner, S.L. Zang

**Cornell University, Ithaca, USA**

L. Agostino, J. Alexander, A. Chatterjee, N. Eggert, L.K. Gibbons, B. Heltsley, W. Hopkins, A. Khukhunaishvili, B. Kreis, G. Nicolas Kaufman, J.R. Patterson, D. Puigh, A. Ryd, E. Salvati, X. Shi, W. Sun, W.D. Teo, J. Thom, J. Thompson, J. Vaughan, Y. Weng, L. Winstrom, P. Wittich

**Fairfield University, Fairfield, USA**

A. Biselli, G. Cirino, D. Winn

**Fermi National Accelerator Laboratory, Batavia, USA**

S. Abdullin, M. Albrow, J. Anderson, G. Apollinari, M. Atac, J.A. Bakken, L.A.T. Bauerdick, A. Beretvas, J. Berryhill, P.C. Bhat, I. Bloch, K. Burkett, J.N. Butler, V. Chetluru, H.W.K. Cheung, F. Chlebana, S. Cihangir, W. Cooper, D.P. Eartly, V.D. Elvira, S. Esen, I. Fisk, J. Freeman, Y. Gao, E. Gottschalk, D. Green, O. Gutsche, J. Hanlon, R.M. Harris, J. Hirschauer, B. Hooberman, H. Jensen, S. Jindariani, M. Johnson, U. Joshi, B. Klima, K. Kousouris, S. Kunori, S. Kwan, C. Leonidopoulos, D. Lincoln, R. Lipton, J. Lykken, K. Maeshima, J.M. Marraffino, D. Mason, P. McBride, T. Miao, K. Mishra, S. Mrenna, Y. Musienko<sup>48</sup>, C. Newman-Holmes, V. O'Dell, J. Pivarski, R. Pordes, O. Prokofyev, T. Schwarz, E. Sexton-Kennedy, S. Sharma, W.J. Spalding, L. Spiegel, P. Tan, L. Taylor, S. Tkaczyk, L. Uplegger, E.W. Vaandering, R. Vidal, J. Whitmore, W. Wu, F. Yang, F. Yumiceva, J.C. Yun

**University of Florida, Gainesville, USA**

D. Acosta, P. Avery, D. Bourilkov, M. Chen, S. Das, M. De Gruttola, G.P. Di Giovanni, D. Dobur, A. Drozdetskiy, R.D. Field, M. Fisher, Y. Fu, I.K. Furic, J. Gartner, S. Goldberg, J. Hugon, B. Kim, J. Konigsberg, A. Korytov, A. Kropivnitskaya, T. Kypreos, J.F. Low, K. Matchev, G. Mitselmakher, L. Muniz, M. Park, R. Remington, A. Rinkevicius, M. Schmitt, B. Scurlock, P. Sellers, N. Skhirtladze, M. Snowball, D. Wang, J. Yelton, M. Zakaria

**Florida International University, Miami, USA**

V. Gaultney, L.M. Lebolo, S. Linn, P. Markowitz, G. Martinez, J.L. Rodriguez

**Florida State University, Tallahassee, USA**

T. Adams, A. Askew, J. Bochenek, J. Chen, B. Diamond, S.V. Gleyzer, J. Haas, S. Hagopian, V. Hagopian, M. Jenkins, K.F. Johnson, H. Prosper, S. Sekmen, V. Veeraraghavan

**Florida Institute of Technology, Melbourne, USA**

M.M. Baarmand, B. Dorney, M. Hohlmann, H. Kalakhety, I. Vodopyanov

**University of Illinois at Chicago (UIC), Chicago, USA**

M.R. Adams, I.M. Anghel, L. Apanasevich, Y. Bai, V.E. Bazterra, R.R. Betts, J. Callner, R. Cavanaugh, C. Dragoiu, L. Gauthier, C.E. Gerber, D.J. Hofman, S. Khalatyan, G.J. Kunde<sup>49</sup>, F. Lacroix, M. Malek, C. O'Brien, C. Silkworth, C. Silvestre, D. Strom, N. Varelas

**The University of Iowa, Iowa City, USA**

U. Akgun, E.A. Albayrak, B. Bilki, W. Clarida, F. Duru, C.K. Lae, E. McCliment, J.-P. Merlo, H. Mermerkaya<sup>50</sup>, A. Mestvirishvili, A. Moeller, J. Nachtman, C.R. Newsom, E. Norbeck, J. Olson, Y. Onel, F. Ozok, S. Sen, J. Wetzel, T. Yetkin, K. Yi

**Johns Hopkins University, Baltimore, USA**

B.A. Barnett, B. Blumenfeld, S. Bolognesi, A. Bonato, C. Eskew, D. Fehling, G. Giurgiu, A.V. Gritsan, Z.J. Guo, G. Hu, P. Maksimovic, S. Rappoccio, M. Swartz, N.V. Tran, A. Whitbeck

**The University of Kansas, Lawrence, USA**

P. Baringer, A. Bean, G. Benelli, O. Grachov, R.P. Kenny Iii, M. Murray, D. Noonan, S. Sanders, R. Stringer, J.S. Wood, V. Zhukova

**Kansas State University, Manhattan, USA**

A.F. Barfuss, T. Bolton, I. Chakaberia, A. Ivanov, S. Khalil, M. Makouski, Y. Maravin, S. Shrestha, I. Svintradze

**Lawrence Livermore National Laboratory, Livermore, USA**

J. Gronberg, D. Lange, D. Wright

**University of Maryland, College Park, USA**

A. Baden, M. Boutemur, S.C. Eno, J.A. Gomez, N.J. Hadley, R.G. Kellogg, M. Kirn, Y. Lu, A.C. Mignerey, K. Rossato, P. Rumerio, A. Skuja, J. Temple, M.B. Tonjes, S.C. Tonwar, E. Twedt

**Massachusetts Institute of Technology, Cambridge, USA**

B. Alver, G. Bauer, J. Bendavid, W. Busza, E. Butz, I.A. Cali, M. Chan, V. Dutta, G. Gomez Ceballos, M. Goncharov, K.A. Hahn, P. Harris, Y. Kim, M. Klute, Y.-J. Lee, W. Li, P.D. Luckey, T. Ma, S. Nahn, C. Paus, D. Ralph, C. Roland, G. Roland, M. Rudolph, G.S.F. Stephans, F. Stöckli, K. Sumorok, K. Sung, D. Velicanu, E.A. Wenger, R. Wolf, B. Wyslouch, S. Xie, M. Yang, Y. Yilmaz, A.S. Yoon, M. Zanetti

**University of Minnesota, Minneapolis, USA**

S.I. Cooper, P. Cushman, B. Dahmes, A. De Benedetti, G. Franzoni, A. Gude, J. Haupt, K. Klapoetke, Y. Kubota, J. Mans, N. Pastika, V. Rekovic, R. Rusack, M. Sasseville, A. Singovsky, N. Tambe, J. Turkewitz

**University of Mississippi, University, USA**

L.M. Cremaldi, R. Godang, R. Kroeger, L. Perera, R. Rahmat, D.A. Sanders, D. Summers

**University of Nebraska-Lincoln, Lincoln, USA**

E. Avdeeva, K. Bloom, S. Bose, J. Butt, D.R. Claes, A. Dominguez, M. Eads, P. Jindal, J. Keller, I. Kravchenko, J. Lazo-Flores, H. Malbouisson, S. Malik, G.R. Snow

**State University of New York at Buffalo, Buffalo, USA**

U. Baur, A. Godshalk, I. Iashvili, S. Jain, A. Kharchilava, A. Kumar, K. Smith, Z. Wan

**Northeastern University, Boston, USA**

G. Alverson, E. Barberis, D. Baumgartel, M. Chasco, S. Reucroft, D. Trocino, D. Wood, J. Zhang

**Northwestern University, Evanston, USA**

A. Anastassov, A. Kubik, N. Mucia, N. Odell, R.A. Ofierzynski, B. Pollack, A. Pozdnyakov, M. Schmitt, S. Stoynev, M. Velasco, S. Won

**University of Notre Dame, Notre Dame, USA**

L. Antonelli, D. Berry, A. Brinkerhoff, M. Hildreth, C. Jessop, D.J. Karmgard, J. Kolb, T. Kolberg, K. Lannon, W. Luo, S. Lynch, N. Marinelli, D.M. Morse, T. Pearson, R. Ruchti, J. Slaunwhite, N. Valls, M. Wayne, J. Ziegler

**The Ohio State University, Columbus, USA**

B. Bylsma, L.S. Durkin, C. Hill, P. Killewald, K. Kotov, T.Y. Ling, M. Rodenburg, C. Vuosalo, G. Williams

**Princeton University, Princeton, USA**

N. Adam, E. Berry, P. Elmer, D. Gerbaudo, V. Halyo, P. Hebda, A. Hunt, E. Laird, D. Lopes Pegna, P. Lujan, D. Marlow, T. Medvedeva, M. Mooney, J. Olsen, P. Piroué, X. Quan, A. Raval, H. Saka, D. Stickland, C. Tully, J.S. Werner, A. Zuranski



**University of Puerto Rico, Mayaguez, USA**

J.G. Acosta, X.T. Huang, A. Lopez, H. Mendez, S. Oliveros, J.E. Ramirez Vargas, A. Zatserklyaniy

**Purdue University, West Lafayette, USA**

E. Alagoz, V.E. Barnes, D. Benedetti, G. Bolla, L. Borrello, D. Bortoletto, M. De Mattia, A. Everett, L. Gutay, Z. Hu, M. Jones, O. Koybasi, M. Kress, A.T. Laasanen, N. Leonardo, V. Marousov, P. Merkel, D.H. Miller, N. Neumeister, I. Shipsey, D. Silvers, A. Svyatkovskiy, M. Vidal Marono, H.D. Yoo, J. Zablocki, Y. Zheng

**Purdue University Calumet, Hammond, USA**

S. Guragain, N. Parashar

**Rice University, Houston, USA**

A. Adair, C. Boulahouache, V. Cuplov, K.M. Ecklund, F.J.M. Geurts, B.P. Padley, R. Redjimi, J. Roberts, J. Zabel

**University of Rochester, Rochester, USA**

B. Betchart, A. Bodek, Y.S. Chung, R. Covarelli, P. de Barbaro, R. Demina, Y. Eshaq, H. Flacher, A. Garcia-Bellido, P. Goldenzweig, Y. Gotra, J. Han, A. Harel, D.C. Miner, G. Petrillo, W. Sakumoto, D. Vishnevskiy, M. Zielinski

**The Rockefeller University, New York, USA**

A. Bhatti, R. Ciesielski, L. Demortier, K. Goulianos, G. Lungu, S. Malik, C. Mesropian

**Rutgers, the State University of New Jersey, Piscataway, USA**

S. Arora, O. Atramentov, A. Barker, J.P. Chou, C. Contreras-Campana, E. Contreras-Campana, D. Duggan, D. Ferencek, Y. Gershtein, R. Gray, E. Halkiadakis, D. Hidas, D. Hits, A. Lath, S. Panwalkar, M. Park, R. Patel, A. Richards, K. Rose, S. Salur, S. Schnetzer, S. Somalwar, R. Stone, S. Thomas

**University of Tennessee, Knoxville, USA**

G. Cerizza, M. Hollingsworth, S. Spanier, Z.C. Yang, A. York

**Texas A&M University, College Station, USA**

R. Eusebi, W. Flanagan, J. Gilmore, A. Gurrola, T. Kamon<sup>51</sup>, V. Khotilovich, R. Montalvo, I. Osipenkov, Y. Pakhotin, A. Perloff, J. Roe, A. Safonov, S. Sengupta, I. Suarez, A. Tatarinov, D. Toback

**Texas Tech University, Lubbock, USA**

N. Akchurin, C. Bardak, J. Damgov, P.R. Duderu, C. Jeong, K. Kovitangoon, S.W. Lee, T. Libeiro, P. Mane, Y. Roh, A. Sill, I. Volobouev, R. Wigmans, E. Yazgan

**Vanderbilt University, Nashville, USA**

E. Appelt, E. Brownson, D. Engh, C. Florez, W. Gabella, M. Issah, W. Johns, C. Johnston, P. Kurt, C. Maguire, A. Melo, P. Sheldon, B. Snook, S. Tuo, J. Velkovska

**University of Virginia, Charlottesville, USA**

M.W. Arenton, M. Balazs, S. Boutle, S. Conetti, B. Cox, B. Francis, S. Goadhouse, J. Goodell, R. Hirosky, A. Ledovskoy, C. Lin, C. Neu, J. Wood, R. Yohay

**Wayne State University, Detroit, USA**

S. Gollapinni, R. Harr, P.E. Karchin, C. Kottachchi Kankanamge Don, P. Lamichhane, M. Mattson, C. Milstène, A. Sakharov

**University of Wisconsin, Madison, USA**

M. Anderson, M. Bachtis, D. Belknap, J.N. Bellinger, D. Carlsmith, M. Cepeda, S. Dasu, J. Efron, E. Friis, L. Gray, K.S. Grogg, M. Grothe, R. Hall-Wilton, M. Herndon, A. Hervé, P. Klabbers, J. Klukas, A. Lanaro, C. Lazaridis, J. Leonard, R. Loveless, A. Mohapatra, I. Ojalvo, W. Parker, G.A. Pierro, I. Ross, A. Savin, W.H. Smith, J. Swanson, M. Weinberg

†: Deceased

- 1: Also at CERN, European Organization for Nuclear Research, Geneva, Switzerland
- 2: Also at National Institute of Chemical Physics and Biophysics, Tallinn, Estonia
- 3: Also at Universidade Federal do ABC, Santo Andre, Brazil
- 4: Also at California Institute of Technology, Pasadena, USA
- 5: Also at Laboratoire Leprince-Ringuet, Ecole Polytechnique, IN2P3-CNRS, Palaiseau, France
- 6: Also at Suez Canal University, Suez, Egypt
- 7: Also at Cairo University, Cairo, Egypt
- 8: Also at British University, Cairo, Egypt
- 9: Also at Fayoum University, El-Fayoum, Egypt
- 10: Also at Ain Shams University, Cairo, Egypt
- 11: Also at Soltan Institute for Nuclear Studies, Warsaw, Poland
- 12: Also at Université de Haute-Alsace, Mulhouse, France
- 13: Also at Moscow State University, Moscow, Russia
- 14: Also at Brandenburg University of Technology, Cottbus, Germany
- 15: Also at Institute of Nuclear Research ATOMKI, Debrecen, Hungary
- 16: Also at Eötvös Loránd University, Budapest, Hungary
- 17: Also at Tata Institute of Fundamental Research - HECR, Mumbai, India
- 18: Also at University of Visva-Bharati, Santiniketan, India
- 19: Also at Sharif University of Technology, Tehran, Iran
- 20: Also at Isfahan University of Technology, Isfahan, Iran
- 21: Also at Shiraz University, Shiraz, Iran
- 22: Also at Plasma Physics Research Center, Islamic Azad University, Teheran, Iran
- 23: Also at Facoltà Ingegneria Università di Roma, Roma, Italy
- 24: Also at Università della Basilicata, Potenza, Italy
- 25: Also at Laboratori Nazionali di Legnaro dell' INFN, Legnaro, Italy
- 26: Also at Università degli studi di Siena, Siena, Italy
- 27: Also at Faculty of Physics of University of Belgrade, Belgrade, Serbia
- 28: Also at University of California, Los Angeles, Los Angeles, USA
- 29: Also at University of Florida, Gainesville, USA
- 30: Also at Scuola Normale e Sezione dell' INFN, Pisa, Italy
- 31: Also at INFN Sezione di Roma; Università di Roma "La Sapienza", Roma, Italy
- 32: Also at University of Athens, Athens, Greece
- 33: Also at Rutherford Appleton Laboratory, Didcot, United Kingdom
- 34: Also at The University of Kansas, Lawrence, USA
- 35: Also at Paul Scherrer Institut, Villigen, Switzerland
- 36: Also at University of Belgrade, Faculty of Physics and Vinca Institute of Nuclear Sciences, Belgrade, Serbia
- 37: Also at Institute for Theoretical and Experimental Physics, Moscow, Russia
- 38: Also at Gaziosmanpasa University, Tokat, Turkey
- 39: Also at Adiyaman University, Adiyaman, Turkey
- 40: Also at The University of Iowa, Iowa City, USA
- 41: Also at Mersin University, Mersin, Turkey
- 42: Also at Kafkas University, Kars, Turkey

43: Also at Suleyman Demirel University, Isparta, Turkey

44: Also at Ege University, Izmir, Turkey

45: Also at School of Physics and Astronomy, University of Southampton, Southampton, United Kingdom

46: Also at INFN Sezione di Perugia; Università di Perugia, Perugia, Italy

47: Also at Utah Valley University, Orem, USA

48: Also at Institute for Nuclear Research, Moscow, Russia

49: Also at Los Alamos National Laboratory, Los Alamos, USA

50: Also at Erzincan University, Erzincan, Turkey

51: Also at Kyungpook National University, Daegu, Korea