

Search for Higgs bosons of the minimal supersymmetric standard model in $p\bar{p}$ collisions at $\sqrt{s} = 1.96$ TeV

V.M. Abazov,³⁴ B. Abbott,⁷² B.S. Acharya,²⁸ M. Adams,⁴⁸ T. Adams,⁴⁶ G.D. Alexeev,³⁴ G. Alkhazov,³⁸ A. Alton^a,⁶⁰ G. Alverson,⁵⁹ M. Aoki,⁴⁷ A. Askew,⁴⁶ B. Åsman,⁴⁰ S. Atkins,⁵⁷ O. Atramentov,⁶⁴ K. Augsten,⁹ C. Avila,⁷ J. BackusMayes,⁷⁹ F. Badaud,¹² L. Bagby,⁴⁷ B. Baldin,⁴⁷ D.V. Bandurin,⁴⁶ S. Banerjee,²⁸ E. Barberis,⁵⁹ P. Baringer,⁵⁵ J. Barreto,³ J.F. Bartlett,⁴⁷ U. Bassler,¹⁷ V. Bazterra,⁴⁸ A. Bean,⁵⁵ M. Begalli,³ C. Belanger-Champagne,⁴⁰ L. Bellantoni,⁴⁷ S.B. Beri,²⁶ G. Bernardi,¹⁶ R. Bernhard,²¹ I. Bertram,⁴¹ M. Besancon,¹⁷ R. Beuselinck,⁴² V.A. Bezzubov,³⁷ P.C. Bhat,⁴⁷ S. Bhatia,⁶² V. Bhatnagar,²⁶ G. Blazey,⁴⁹ S. Blessing,⁴⁶ K. Bloom,⁶³ A. Boehnlein,⁴⁷ D. Boline,⁶⁹ E.E. Boos,³⁶ G. Borissov,⁴¹ T. Bose,⁵⁸ A. Brandt,⁷⁵ O. Brandt,²² R. Brock,⁶¹ G. Brooijmans,⁶⁷ A. Bross,⁴⁷ D. Brown,¹⁶ J. Brown,¹⁶ X.B. Bu,⁴⁷ M. Buehler,⁴⁷ V. Buescher,²³ V. Bunichev,³⁶ S. Burdin,⁴¹ T.H. Burnett,⁷⁹ C.P. Buszello,⁴⁰ B. Calpas,¹⁴ E. Camacho-Pérez,³¹ M.A. Carrasco-Lizarraga,⁵⁵ B.C.K. Casey,⁴⁷ H. Castilla-Valdez,³¹ S. Chakrabarti,⁶⁹ D. Chakraborty,⁴⁹ K.M. Chan,⁵³ A. Chandra,⁷⁷ E. Chapon,¹⁷ G. Chen,⁵⁵ S. Chevalier-Théry,¹⁷ D.K. Cho,⁷⁴ S.W. Cho,³⁰ S. Choi,³⁰ B. Choudhary,²⁷ S. Cihangir,⁴⁷ D. Claes,⁶³ J. Clutter,⁵⁵ M. Cooke,⁴⁷ W.E. Cooper,⁴⁷ M. Corcoran,⁷⁷ F. Couderc,¹⁷ M.-C. Cousinou,¹⁴ A. Croc,¹⁷ D. Cutts,⁷⁴ A. Das,⁴⁴ G. Davies,⁴² S.J. de Jong,³³ E. De La Cruz-Burelo,³¹ F. Déliot,¹⁷ R. Demina,⁶⁸ D. Denisov,⁴⁷ S.P. Denisov,³⁷ S. Desai,⁴⁷ C. Deterre,¹⁷ K. DeVaughan,⁶³ H.T. Diehl,⁴⁷ M. Diesburg,⁴⁷ P.F. Ding,⁴³ A. Dominguez,⁶³ T. Dorland,⁷⁹ A. Dubey,²⁷ L.V. Dudko,³⁶ D. Duggan,⁶⁴ A. Duperrin,¹⁴ S. Dutt,²⁶ A. Dyshkant,⁴⁹ M. Eads,⁶³ D. Edmunds,⁶¹ J. Ellison,⁴⁵ V.D. Elvira,⁴⁷ Y. Enari,¹⁶ H. Evans,⁵¹ A. Evdokimov,⁷⁰ V.N. Evdokimov,³⁷ G. Facini,⁵⁹ T. Ferbel,⁶⁸ F. Fiedler,²³ F. Filthaut,³³ W. Fisher,⁶¹ H.E. Fisk,⁴⁷ M. Fortner,⁴⁹ H. Fox,⁴¹ S. Fuess,⁴⁷ A. Garcia-Bellido,⁶⁸ G.A. García-Guerra,³¹ V. Gavrilov,³⁵ P. Gay,¹² W. Geng,^{14,61} D. Gerbaudo,⁶⁵ C.E. Gerber,⁴⁸ Y. Gershtein,⁶⁴ G. Ginther,^{47,68} G. Golovanov,³⁴ A. Goussiou,⁷⁹ P.D. Grannis,⁶⁹ S. Greder,¹⁸ H. Greenlee,⁴⁷ Z.D. Greenwood,⁵⁷ E.M. Gregores,⁴ G. Grenier,¹⁹ Ph. Gris,¹² J.-F. Grivaz,¹⁵ A. Grohsjeanⁱ,¹⁷ S. Grünendahl,⁴⁷ M.W. Grünewald,²⁹ T. Guillemin,¹⁵ G. Gutierrez,⁴⁷ P. Gutierrez,⁷² A. Haas^d,⁶⁷ S. Hagopian,⁴⁶ J. Haley,⁵⁹ L. Han,⁶ K. Harder,⁴³ A. Harel,⁶⁸ J.M. Hauptman,⁵⁴ J. Hays,⁴² T. Head,⁴³ T. Hebbeker,²⁰ D. Hedin,⁴⁹ H. Hegab,⁷³ A.P. Heinson,⁴⁵ U. Heintz,⁷⁴ C. Hensel,²² I. Heredia-De La Cruz,³¹ K. Herner,⁶⁰ G. Hesketh^e,⁴³ M.D. Hildreth,⁵³ R. Hirosky,⁷⁸ T. Hoang,⁴⁶ J.D. Hobbs,⁶⁹ B. Hoeneisen,¹¹ M. Hohlfeld,²³ Z. Hubacek,^{9,17} V. Hynek,⁹ I. Iashvili,⁶⁶ Y. Ilchenko,⁷⁶ R. Illingworth,⁴⁷ A.S. Ito,⁴⁷ S. Jabeen,⁷⁴ M. Jaffré,¹⁵ D. Jamin,¹⁴ A. Jayasinghe,⁷² R. Jesik,⁴² K. Johns,⁴⁴ M. Johnson,⁴⁷ A. Jonckheere,⁴⁷ P. Jonsson,⁴² J. Joshi,²⁶ A.W. Jung,⁴⁷ A. Juste,³⁹ K. Kaadze,⁵⁶ E. Kajfasz,¹⁴ D. Karmanov,³⁶ P.A. Kasper,⁴⁷ I. Katsanos,⁶³ R. Kehoe,⁷⁶ S. Kermiche,¹⁴ N. Khalatyan,⁴⁷ A. Khanov,⁷³ A. Kharchilava,⁶⁶ Y.N. Kharzhev,³⁴ J.M. Kohli,²⁶ A.V. Kozelov,³⁷ J. Kraus,⁶¹ S. Kulikov,³⁷ A. Kumar,⁶⁶ A. Kupco,¹⁰ T. Kurča,¹⁹ V.A. Kuzmin,³⁶ S. Lammers,⁵¹ G. Landsberg,⁷⁴ P. Lebrun,¹⁹ H.S. Lee,³⁰ S.W. Lee,⁵⁴ W.M. Lee,⁴⁷ J. Lellouch,¹⁶ H. Li,¹³ L. Li,⁴⁵ Q.Z. Li,⁴⁷ S.M. Lietti,⁵ J.K. Lim,³⁰ D. Lincoln,⁴⁷ J. Linnemann,⁶¹ V.V. Lipaev,³⁷ R. Lipton,⁴⁷ Y. Liu,⁶ A. Lobodenko,³⁸ M. Lokajicek,¹⁰ R. Lopes de Sa,⁶⁹ H.J. Lubatti,⁷⁹ R. Luna-Garcia^f,³¹ A.L. Lyon,⁴⁷ A.K.A. Maciel,² D. Mackin,⁷⁷ R. Madar,¹⁷ R. Magaña-Villalba,³¹ S. Malik,⁶³ V.L. Malyshev,³⁴ Y. Maravin,⁵⁶ J. Martínez-Ortega,³¹ R. McCarthy,⁶⁹ C.L. McGivern,⁵⁵ M.M. Meijer,³³ A. Melnitchouk,⁶² D. Menezes,⁴⁹ P.G. Mercadante,⁴ M. Merkin,³⁶ A. Meyer,²⁰ J. Meyer,²² F. Miconi,¹⁸ N.K. Mondal,²⁸ G.S. Muanza,¹⁴ M. Mulhearn,⁷⁸ E. Nagy,¹⁴ M. Naimuddin,²⁷ M. Narain,⁷⁴ R. Nayyar,²⁷ H.A. Neal,⁶⁰ J.P. Negret,⁷ P. Neustroev,³⁸ S.F. Novaes,⁵ T. Nunnemann,²⁴ G. Obrant[‡],³⁸ J. Orduna,⁷⁷ N. Osman,¹⁴ J. Osta,⁵³ G.J. Otero y Garzón,¹ M. Padilla,⁴⁵ A. Pal,⁷⁵ N. Parashar,⁵² V. Parihar,⁷⁴ S.K. Park,³⁰ R. Partridge^d,⁷⁴ N. Parua,⁵¹ A. Patwa,⁷⁰ B. Penning,⁴⁷ M. Perfilov,³⁶ Y. Peters,⁴³ K. Petridis,⁴³ G. Petrillo,⁶⁸ P. Pétroff,¹⁵ R. Piegaia,¹ M.-A. Pleier,⁷⁰ P.L.M. Podesta-Lerma^g,³¹ V.M. Podstavkov,⁴⁷ P. Polozov,³⁵ A.V. Popov,³⁷ M. Prewitt,⁷⁷ D. Price,⁵¹ N. Prokopenko,³⁷ J. Qian,⁶⁰ A. Quadt,²² B. Quinn,⁶² M.S. Rangel,² K. Ranjan,²⁷ P.N. Ratoff,⁴¹ I. Razumov,³⁷ P. Renkel,⁷⁶ M. Rijssenbeek,⁶⁹ I. Ripp-Baudot,¹⁸ F. Rizatdinova,⁷³ M. Rominsky,⁴⁷ A. Ross,⁴¹ C. Royon,¹⁷ P. Rubinov,⁴⁷ R. Ruchti,⁵³ G. Safronov,³⁵ G. Sajot,¹³ P. Salcido,⁴⁹ A. Sánchez-Hernández,³¹ M.P. Sanders,²⁴ B. Sanghi,⁴⁷ A.S. Santos,⁵ G. Savage,⁴⁷ L. Sawyer,⁵⁷ T. Scanlon,⁴² R.D. Schamberger,⁶⁹ Y. Scheglov,³⁸ H. Schellman,⁵⁰ T. Schliephake,²⁵ S. Schlobohm,⁷⁹ C. Schwanenberger,⁴³ R. Schwienhorst,⁶¹ J. Sekaric,⁵⁵ H. Severini,⁷² E. Shabalina,²² V. Shary,¹⁷ A.A. Shchukin,³⁷ R.K. Shivpuri,²⁷ V. Simak,⁹ V. Sirotenko,⁴⁷ P. Skubic,⁷² P. Slattery,⁶⁸ D. Smirnov,⁵³ K.J. Smith,⁶⁶ G.R. Snow,⁶³ J. Snow,⁷¹

S. Snyder,⁷⁰ S. Söldner-Rembold,⁴³ L. Sonnenschein,²⁰ K. Soustruznik,⁸ J. Stark,¹³ V. Stolin,³⁵ D.A. Stoyanova,³⁷ M. Strauss,⁷² D. Strom,⁴⁸ L. Stutte,⁴⁷ L. Suter,⁴³ P. Svoisky,⁷² M. Takahashi,⁴³ A. Tanasijczuk,¹ M. Titov,¹⁷ V.V. Tokmenin,³⁴ Y.-T. Tsai,⁶⁸ K. Tschann-Grimm,⁶⁹ D. Tsybychev,⁶⁹ B. Tuchming,¹⁷ C. Tully,⁶⁵ L. Uvarov,³⁸ S. Uvarov,³⁸ S. Uzunyan,⁴⁹ R. Van Kooten,⁵¹ W.M. van Leeuwen,³² N. Varelas,⁴⁸ E.W. Varnes,⁴⁴ I.A. Vasilyev,³⁷ P. Verdier,¹⁹ L.S. Vertogradov,³⁴ M. Verzocchi,⁴⁷ M. Vesterinen,⁴³ D. Vilanova,¹⁷ P. Vokac,⁹ H.D. Wahl,⁴⁶ M.H.L.S. Wang,⁴⁷ J. Warchol,⁵³ G. Watts,⁷⁹ M. Wayne,⁵³ M. Weber,^{h, 47} J. Weichert,²³ L. Welty-Rieger,⁵⁰ A. White,⁷⁵ D. Wicke,²⁵ M.R.J. Williams,⁴¹ G.W. Wilson,⁵⁵ M. Wobisch,⁵⁷ D.R. Wood,⁵⁹ T.R. Wyatt,⁴³ Y. Xie,⁴⁷ R. Yamada,⁴⁷ W.-C. Yang,⁴³ T. Yasuda,⁴⁷ Y.A. Yatsunenko,³⁴ W. Ye,⁶⁹ Z. Ye,⁴⁷ H. Yin,⁴⁷ K. Yip,⁷⁰ S.W. Youn,⁴⁷ T. Zhao,⁷⁹ B. Zhou,⁶⁰ J. Zhu,⁶⁰ M. Zielinski,⁶⁸ D. Zieminska,⁵¹ and L. Zivkovic⁷⁴

(The D0 Collaboration*)

¹Universidad de Buenos Aires, Buenos Aires, Argentina

²LAFEX, Centro Brasileiro de Pesquisas Físicas, Rio de Janeiro, Brazil

³Universidade do Estado do Rio de Janeiro, Rio de Janeiro, Brazil

⁴Universidade Federal do ABC, Santo André, Brazil

⁵Instituto de Física Teórica, Universidade Estadual Paulista, São Paulo, Brazil

⁶University of Science and Technology of China, Hefei, People's Republic of China

⁷Universidad de los Andes, Bogotá, Colombia

⁸Charles University, Faculty of Mathematics and Physics,

Center for Particle Physics, Prague, Czech Republic

⁹Czech Technical University in Prague, Prague, Czech Republic

¹⁰Center for Particle Physics, Institute of Physics,

Academy of Sciences of the Czech Republic, Prague, Czech Republic

¹¹Universidad San Francisco de Quito, Quito, Ecuador

¹²LPC, Université Blaise Pascal, CNRS/IN2P3, Clermont, France

¹³LPSC, Université Joseph Fourier Grenoble 1, CNRS/IN2P3,

Institut National Polytechnique de Grenoble, Grenoble, France

¹⁴CPPM, Aix-Marseille Université, CNRS/IN2P3, Marseille, France

¹⁵LAL, Université Paris-Sud, CNRS/IN2P3, Orsay, France

¹⁶LPNHE, Universités Paris VI and VII, CNRS/IN2P3, Paris, France

¹⁷CEA, Irfu, SPP, Saclay, France

¹⁸IPHC, Université de Strasbourg, CNRS/IN2P3, Strasbourg, France

¹⁹IPNL, Université Lyon 1, CNRS/IN2P3, Villeurbanne, France and Université de Lyon, Lyon, France

²⁰III. Physikalisches Institut A, RWTH Aachen University, Aachen, Germany

²¹Physikalisches Institut, Universität Freiburg, Freiburg, Germany

²²II. Physikalisches Institut, Georg-August-Universität Göttingen, Göttingen, Germany

²³Institut für Physik, Universität Mainz, Mainz, Germany

²⁴Ludwig-Maximilians-Universität München, München, Germany

²⁵Fachbereich Physik, Bergische Universität Wuppertal, Wuppertal, Germany

²⁶Panjab University, Chandigarh, India

²⁷Delhi University, Delhi, India

²⁸Tata Institute of Fundamental Research, Mumbai, India

²⁹University College Dublin, Dublin, Ireland

³⁰Korea Detector Laboratory, Korea University, Seoul, Korea

³¹CINVESTAV, Mexico City, Mexico

³²Nikhef, Science Park, Amsterdam, the Netherlands

³³Radboud University Nijmegen, Nijmegen, the Netherlands and Nikhef, Science Park, Amsterdam, the Netherlands

³⁴Joint Institute for Nuclear Research, Dubna, Russia

³⁵Institute for Theoretical and Experimental Physics, Moscow, Russia

³⁶Moscow State University, Moscow, Russia

³⁷Institute for High Energy Physics, Protvino, Russia

³⁸Petersburg Nuclear Physics Institute, St. Petersburg, Russia

³⁹Institució Catalana de Recerca i Estudis Avançats (ICREA) and Institut de Física d'Altes Energies (IFAE), Barcelona, Spain

⁴⁰Stockholm University, Stockholm and Uppsala University, Uppsala, Sweden

⁴¹Lancaster University, Lancaster LA1 4YB, United Kingdom

⁴²Imperial College London, London SW7 2AZ, United Kingdom

⁴³The University of Manchester, Manchester M13 9PL, United Kingdom

⁴⁴University of Arizona, Tucson, Arizona 85721, USA

⁴⁵University of California Riverside, Riverside, California 92521, USA

⁴⁶Florida State University, Tallahassee, Florida 32306, USA

⁴⁷Fermi National Accelerator Laboratory, Batavia, Illinois 60510, USA

⁴⁸University of Illinois at Chicago, Chicago, Illinois 60607, USA

- ⁴⁹Northern Illinois University, DeKalb, Illinois 60115, USA
⁵⁰Northwestern University, Evanston, Illinois 60208, USA
⁵¹Indiana University, Bloomington, Indiana 47405, USA
⁵²Purdue University Calumet, Hammond, Indiana 46323, USA
⁵³University of Notre Dame, Notre Dame, Indiana 46556, USA
⁵⁴Iowa State University, Ames, Iowa 50011, USA
⁵⁵University of Kansas, Lawrence, Kansas 66045, USA
⁵⁶Kansas State University, Manhattan, Kansas 66506, USA
⁵⁷Louisiana Tech University, Ruston, Louisiana 71272, USA
⁵⁸Boston University, Boston, Massachusetts 02215, USA
⁵⁹Northeastern University, Boston, Massachusetts 02115, USA
⁶⁰University of Michigan, Ann Arbor, Michigan 48109, USA
⁶¹Michigan State University, East Lansing, Michigan 48824, USA
⁶²University of Mississippi, University, Mississippi 38677, USA
⁶³University of Nebraska, Lincoln, Nebraska 68588, USA
⁶⁴Rutgers University, Piscataway, New Jersey 08855, USA
⁶⁵Princeton University, Princeton, New Jersey 08544, USA
⁶⁶State University of New York, Buffalo, New York 14260, USA
⁶⁷Columbia University, New York, New York 10027, USA
⁶⁸University of Rochester, Rochester, New York 14627, USA
⁶⁹State University of New York, Stony Brook, New York 11794, USA
⁷⁰Brookhaven National Laboratory, Upton, New York 11973, USA
⁷¹Langston University, Langston, Oklahoma 73050, USA
⁷²University of Oklahoma, Norman, Oklahoma 73019, USA
⁷³Oklahoma State University, Stillwater, Oklahoma 74078, USA
⁷⁴Brown University, Providence, Rhode Island 02912, USA
⁷⁵University of Texas, Arlington, Texas 76019, USA
⁷⁶Southern Methodist University, Dallas, Texas 75275, USA
⁷⁷Rice University, Houston, Texas 77005, USA
⁷⁸University of Virginia, Charlottesville, Virginia 22901, USA
⁷⁹University of Washington, Seattle, Washington 98195, USA
(Dated: December 22, 2011)

We report results from searches for neutral Higgs bosons produced in $p\bar{p}$ collisions recorded by the D0 experiment at the Fermilab Tevatron Collider. We study the production of inclusive neutral Higgs boson in the $\tau\tau$ final state and in association with a b quark in the $b\tau\tau$ and bbb final states. These results are combined to improve the sensitivity to the production of neutral Higgs bosons in the context of the minimal supersymmetric standard model (MSSM). The data are found to be consistent with expectation from background processes. Upper limits on MSSM Higgs boson production are set for Higgs boson masses ranging from 90 to 300 GeV. We exclude $\tan\beta > 20 - 30$ for Higgs boson masses below 180 GeV. These are the most stringent constraints on MSSM Higgs boson production in $p\bar{p}$ collisions.

PACS numbers: 14.80.Da, 12.60.Fr, 12.60.Jv, 13.85.Rm

INTRODUCTION

In the minimal supersymmetric standard model (MSSM) [1], the SU(2) symmetry is broken via two Higgs doublets; the first doublet couples to down-type fermions only while the second couples to up-type fermions. This leads to five physical Higgs bosons: two neutral CP -even

bosons, h and H , one neutral CP -odd boson A , and two charged bosons H^\pm . The neutral Higgs bosons are collectively denoted as ϕ . At leading order the mass spectrum and the couplings of the Higgs bosons are determined by only two parameters, conventionally chosen to be $\tan\beta$, the ratio of the two Higgs doublet vacuum expectation values, and M_A , the mass of the pseudoscalar Higgs boson. Radiative corrections introduce additional dependencies on other model parameters. Although $\tan\beta$ is a free parameter in the MSSM, some indications suggest it should be large ($\tan\beta \gtrsim 20$). A value of $\tan\beta \approx 35$ [2] would naturally explain the top to bottom quark mass ratio. The observed density of dark matter also points towards high $\tan\beta$ values [3].

At large $\tan\beta$, one of the CP -even Higgs bosons (h or H) is approximately degenerate in mass with the

*with visitors from ^aAugustana College, Sioux Falls, SD, USA, ^bThe University of Liverpool, Liverpool, UK, ^cUPIITA-IPN, Mexico City, Mexico, ^dSLAC, Menlo Park, CA, USA, ^eUniversity College London, London, UK, ^fCentro de Investigacion en Computacion - IPN, Mexico City, Mexico, ^gECFM, Universidad Autonoma de Sinaloa, Culiacán, Mexico, and ^hUniversität Bern, Bern, Switzerland. ⁱDESY, Hamburg, Germany, [‡]Deceased.

A boson. In addition, they have similar couplings to fermions, which are enhanced (suppressed) by $\tan\beta$ compared to the standard model (SM) for down-type (up-type) fermions. This enhancement has several consequences. First, the main decay modes become $\phi \rightarrow b\bar{b}$ and $\phi \rightarrow \tau^+\tau^-$ with respective branching ratios $\mathcal{B}(\phi \rightarrow b\bar{b}) \approx 90\%$ and $\mathcal{B}(\phi \rightarrow \tau^+\tau^-) \approx 10\%$. Secondly, the main production processes at a hadron collider involve b quarks originating from the sea. Inclusive Higgs boson production is dominated by gluon fusion ($gg\phi$) and $b\bar{b}$ annihilation ($b\bar{b}\phi$), as shown in Fig. 1. The latter process may produce a b quark in the acceptance of the detector in addition to the Higgs boson. This associated production $gb \rightarrow \phi b$ ($bgb\phi$) is shown in Fig. 1c. In this case, the detection of the associated b quark is a powerful experimental handle for reducing backgrounds.

MSSM Higgs boson masses below 93 GeV have been excluded by experiments at the CERN e^+e^- Collider (LEP) [4]. The CDF and D0 Collaborations have searched for MSSM neutral Higgs bosons decaying to tau pairs both inclusively [5, 6] and in association with a b quark [7]. The D0 Collaboration has also searched for $b\phi \rightarrow bbb$ production [8], which is challenging due to the high rate of multijet (MJ) production. Since these results have comparable sensitivities, combining them further enhances the potential reach. Recently, similar searches were performed at the LHC [9, 10]. In this Letter, we present a combination of three searches performed by the D0 collaboration in the $\phi \rightarrow \tau\tau$, $b\phi \rightarrow b\tau\tau$, and $b\phi \rightarrow bbb$ final states. Since the inclusive and $bgb\phi$ production signal samples in the di-tau final states are not mutually exclusive, the D0 result presented in [6] can not be directly combined with [7]. Hence, we re-analyse here the inclusive $\phi \rightarrow \tau\tau$ production: we require that there are no b jets, we extend the dataset to 7.3 fb^{-1} of integrated luminosity, and we increase the trigger acceptance and refine the treatment of systematic uncertainties. The di-tau channels are restricted to final states where one τ lepton (τ_μ) decays via $\tau \rightarrow \mu\nu_\mu\nu_\tau$ and the other (τ_h) decays hadronically.

DETECTOR AND OBJECT RECONSTRUCTION

The data analysed in the different studies presented here have been recorded by the D0 detector [11]. It has a central-tracking system, consisting of a silicon microstrip tracker and a central fiber tracker, both located within a 2 T superconducting solenoidal magnet, with designs optimised for tracking and vertexing at pseudorapidities [12] $|\eta| < 3$ and $|\eta| < 2.5$, respectively. A liquid-argon and uranium calorimeter has a central section covering pseudorapidities $|\eta|$ up to ≈ 1.1 , and two end calorimeters that extend coverage to $|\eta| \approx 4.2$, with all three housed in separate cryostats [13]. An outer muon system, at $|\eta| < 2$, consists of a layer of track-

ing detectors and scintillation trigger counters in front of 1.8 T toroids, followed by two similar layers after the toroids.

TABLE I: Searches combined in this Letter.

Final state	$\mathcal{L} \text{ (fb}^{-1}\text{)}$	Reference
$\phi \rightarrow \tau_\mu\tau_h$ (b -jet veto)	7.3	
$b\phi \rightarrow b\tau_\mu\tau_h$	7.3	[7]
$b\phi \rightarrow b\bar{b}b$	5.2	[8]

The integrated luminosities (\mathcal{L}) [14] associated with each search are summarized in Table I. Di-tau events were recorded using a mixture of single high- p_T muon, jet, tau, muon plus jet, and muon plus tau triggers. The efficiency of this inclusive trigger condition is measured in a $Z \rightarrow \tau_\mu\tau_h$ data sample with respect to single muon triggers. We also verify this measurement in a sample of $Z(\rightarrow \tau_\mu\tau_h)$ +jets events. Depending on the kinematics and on the decay topology of the τ_h , the trigger efficiency ranges from 80% to 95%. For the bbb analysis, we employ triggers selecting events with at least three jets. Most of the bbb data sample was recorded with b -tagging requirements at the trigger level. The trigger efficiency for $m_\phi = 150 \text{ GeV}$ is approximately 60% for events passing the analysis requirements.

Muons are reconstructed from track segments in the muon system. They are matched to tracks in the inner tracking system. The timing of associated hits in the scintillators must be consistent with the beam crossing to veto cosmic muons.

Hadronic tau decays are characterised by narrow jets that are reconstructed using a jet cone algorithm with a radius of 0.3 [15] in the calorimeter and by low track multiplicity [16]. We split the τ_h candidates into three different categories that approximately correspond to one-prong τ decays with no π^0 meson (τ_h type 1), one-prong decay with π^0 mesons (τ_h type 2), and multi-prong decay (τ_h type 3). In addition, a neural-network-based τ_h identification (NN_τ) has been trained to discriminate light parton jets (u, d, s quarks or gluon) from hadronic τ decays [16]. We select τ_h candidates requiring $NN_\tau > 0.9$ (0.95 for τ_h type 3). This condition has an efficiency of approximately 65% while rejecting $\sim 99\%$ of quark/gluon jets.

Jets are reconstructed from energy deposits in the calorimeter [17] using the midpoint cone algorithm [15] with a radius of 0.5. All jets are required to have at least two reconstructed tracks originating from the $p\bar{p}$ interaction vertex matched within $\Delta R(\text{track, jet-axis}) = \sqrt{(\Delta\eta)^2 + (\Delta\varphi)^2} < 0.5$ (where φ the azimuthal angle). To identify jets originating from b quark decay, a neural network b -tagging algorithm (NN_b) [18] has been developed. It uses lifetime-based information involving the

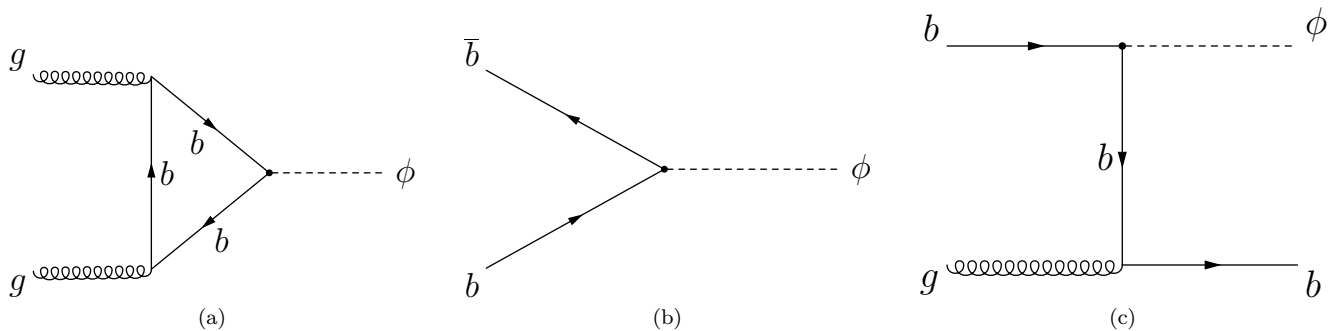


FIG. 1: Main Higgs boson production mechanisms in the MSSM in the 5-flavor scheme where c and b quarks are included in parton density functions. The gluon fusion (a) and $b\bar{b}$ annihilation (b) processes dominate the inclusive production, while (c) is the dominant process for associated $b\phi$ production.

track impact parameters and secondary vertices as inputs.

The presence of neutrinos is inferred from the missing transverse energy, \cancel{E}_T , which is reconstructed as the negative of the vector sum of the transverse energy of calorimeter cells with $|\eta| < 3.2$, corrected for the energy scales of all reconstructed objects and for muons.

SIGNAL AND BACKGROUND MONTE CARLO SIMULATION

Signal samples are generated with the LO event generator PYTHIA [19]. The inclusive production is simulated with the SM $gg\phi$ process. We checked that the kinematic differences between $bb\phi$ and $gg\phi$ do not have any impact on our final result. The associated production with a b -quark is generated with the SM $gb \rightarrow \phi b$ process. The contributions to the $b\phi$ cross section and event kinematics from next-to-leading order (NLO) diagrams are taken into account by using MCFM [20] to calculate correction factors for the PYTHIA generator as a function of the leading b quark p_T and η in the range $p_T^b > 12$ GeV and $|\eta^b| < 5$.

In the final states with a tau pair, the dominant backgrounds are due to $Z \rightarrow \tau\tau$ (+jets), diboson (WW , WZ and ZZ), W +jets, $t\bar{t}$ pair and MJ production, the latter being estimated from data. Diboson events are simulated with PYTHIA while the Z +jets, W +jets, and $t\bar{t}$ samples are generated using ALPGEN [21]. In the bbb channel, the dominant background is due to MJ production. We simulate MJ background events from the $b\bar{b}j$, $b\bar{b}jj$, $c\bar{c}j$, $c\bar{c}jj$, $b\bar{b}c\bar{c}$, and $b\bar{b}b\bar{b}$ processes, where j denotes a light parton, with the ALPGEN event generator. The small contribution from $t\bar{t}$ production to the background is also simulated with ALPGEN. The contribution from other processes, such as $Z + b\bar{b}$ and single top quark production, is negligible.

The ALPGEN samples are processed through PYTHIA

for showering and hadronization. TAUOLA [22] is used to decay τ leptons and EVTGEN [23] to model b hadron decays. All samples are further processed through a detailed GEANT [24]-based simulation of the D0 detector. The output is then combined with data events recorded during random beam crossings to model the effects of detector noise and pile-up energy from multiple interactions and different beam crossings. Finally, the same reconstruction algorithms as for data are applied to the simulated events. Data control samples are used to correct the simulation for object identification efficiencies, energy scales and resolutions, trigger efficiencies, and the longitudinal $p\bar{p}$ vertex distribution. Signal, $t\bar{t}$ pair, and diboson yields are normalised to the product of their acceptance and detector efficiency (both determined from the simulation), their corresponding theoretical cross section and the luminosity.

In the bbb final state, the relative contribution of the different MJ backgrounds is determined from data; its overall normalisation is constrained by a fit done in the final limit-setting procedure which exploits the dijet-mass shape differences between signal and background. In the di-tau channels, a dedicated treatment of the dominant $Z \rightarrow \tau\tau$ background has been developed to reduce its systematic uncertainties. The simulation of the Z boson kinematics is corrected by comparing a large sample of $Z \rightarrow \mu\mu$ events in data and in the simulation. We measure correction factors in each jet multiplicity bin as a function of the Φ^* quantity introduced in Ref. [25], leading jet η , and leading b -tagged jet NN_b . This affects both the normalisation and the kinematic distributions. For the W +jets background, the muon predominantly arises from the W boson decay while the τ_h candidate is a misreconstructed jet. The W +jets simulation is normalised to data, for each jet multiplicity bin, using a $W(\rightarrow \mu\nu)$ +jets data control sample.

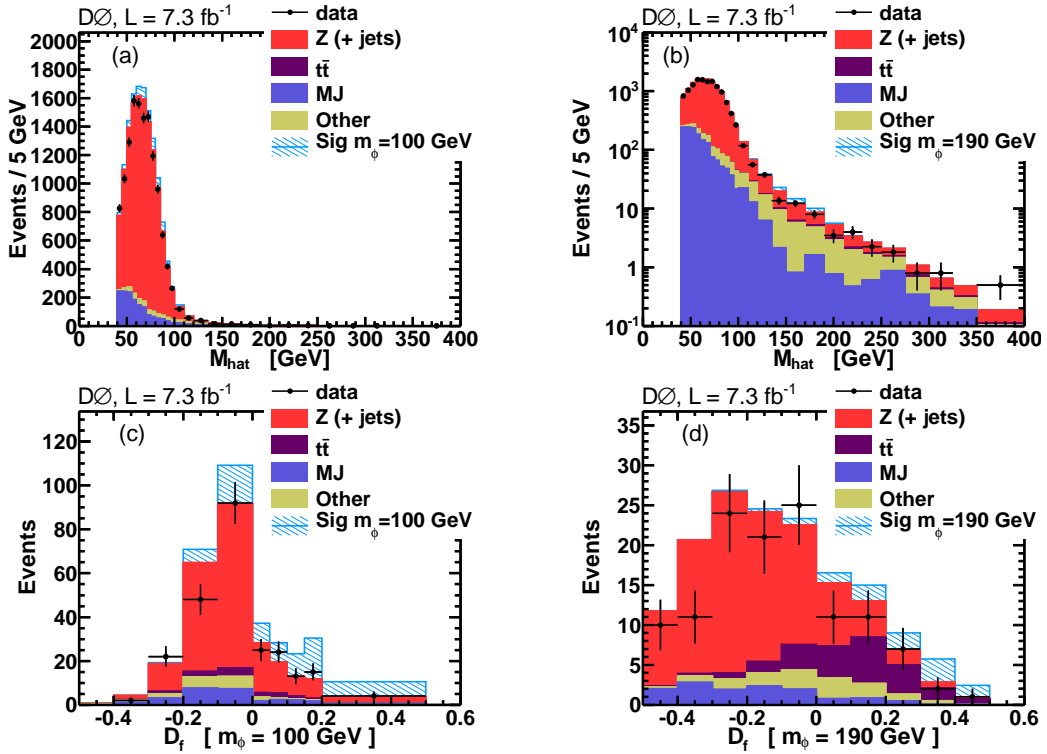


FIG. 2: Distribution of M_{hat} in the inclusive $\tau\tau$ sample on (a) linear and (b) logarithmic scale. (c) \mathcal{D}_f in the $b\tau\tau$ sample trained for $m_\phi = 100$ GeV, and (d) for $m_\phi = 190$ GeV adding the final requirements on \mathcal{D}_{MJ} and $\mathcal{D}_{t\bar{t}}$. All τ_h types are combined. The predicted signal is shown in the case of the m_h^{max} scenario ($\mu = +200$ GeV and $\tan\beta = 40$).

ANALYSIS STRATEGY

In this section, we describe the search strategy as well as the selection of the final signal samples. Further details of the $b\tau\tau$ and bbb analyses can be found in Refs. [7] and [8], respectively.

Di-tau final states

The $\tau\tau$ and $b\tau\tau$ searches follow a similar strategy. We first define a common selection by retaining events with one reconstructed $p\bar{p}$ interaction vertex with at least three tracks, exactly one isolated muon and exactly one reconstructed τ_h . We require the muon to have a transverse momentum $p_T^\mu > 15$ GeV, $|\eta^\mu| < 1.6$, and to be isolated in the calorimeter and in the central tracking system, *i.e.*, $\Delta R(\mu, \text{jet}) > 0.5$ relative to any reconstructed jet. The τ_h candidate must have a transverse momentum, as measured in the calorimeter with appropriate energy corrections, $p_T^{\tau_h} > 10$ GeV, $|\eta_{\tau_h}| < 2.0$, $\Delta R(\tau_h, \mu) > 0.5$ relative to any muon, and τ_h tracks must not be shared with any reconstructed muons in the event. The sum of the transverse momenta, p_T^{trk} , of all tracks associated with the τ_h candidate must satisfy $p_T^{\text{trk}} > 7/5/10$ GeV, respectively, for τ_h types 1/2/3. We require the distance

TABLE II: Expected background yield, observed data yield, and expected signal yields for the di-tau selections with their total systematic uncertainties. The signal yields are given for the m_h^{max} scenario ($\mu = +200$ GeV and $\tan\beta = 40$).

	$\tau\tau$	$b\tau\tau$
$Z(+\text{jets})$	11547 ± 634	218 ± 17
$t\bar{t}$	25 ± 4	183 ± 32
MJ	1343 ± 236	36 ± 6
Other	560 ± 25	40 ± 2
Total background	13474 ± 684	476 ± 40
Data	13344	488
Signal $m_\phi = 100$ GeV	1165	81
Signal $m_\phi = 190$ GeV	70	12

along the beam axis between the τ_h and the muon, at their point of closest approach to the $p\bar{p}$ interaction vertex, $\Delta z(\tau_h, \mu) < 2$ cm. In addition, the τ_h and the muon must have an opposite electric charge (OS) and a transverse mass $M_T(\mu, \cancel{E}_T) < 60$ GeV (100 GeV for τ_h type 2) where $M_T(\mu, \cancel{E}_T) = \sqrt{2 \cdot p_T^\mu \cdot \cancel{E}_T \cdot [1 - \cos \Delta\varphi(\mu, \cancel{E}_T)]}$.

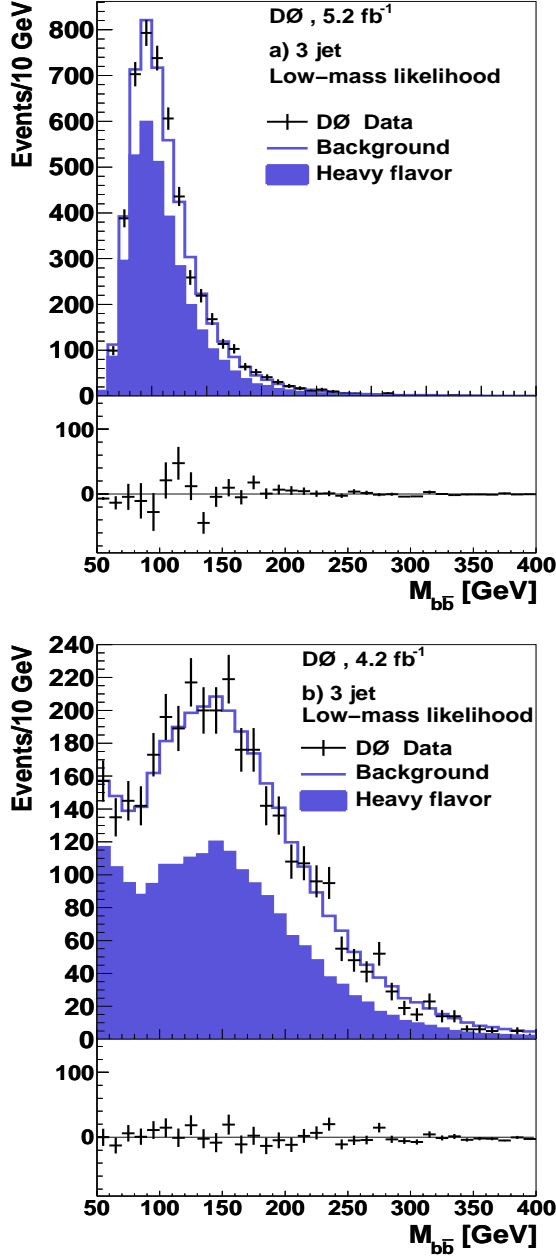


FIG. 3: Distributions of the dijet invariant mass, taken from Ref. [8], in the signal region defined by $\mathcal{D}_{bbb} > 0.65$ (a) and in a control region defined by $\mathcal{D}_{bbb} < 0.12$ (b) for the dominant bbb 3-jet channel is shown. The line shows the background model, the solid histogram the component coming from bbb , the points with error bars show the data. The background is normalized to the data yield for illustration purposes. The difference between data and the background model is shown at the bottom of each panel.

Inclusive $\tau\tau$ selection

For the inclusive $\tau\tau$ selection, we tighten the requirements on the τ_h transverse momentum to suppress the

MJ background: $p_T^{\tau_h} > 12.5$ GeV (15 GeV for τ_h type 3) and $p_T^{\text{trk}} > 12.5/7/15$ GeV respectively for τ_h type 1/2/3. We further reduce the W +jets background by requiring $M_T(\mu, \cancel{E}_T) < 40$ GeV. We define M_{hat} , which represents the minimum center-of-mass energy consistent with the decay of a di-tau resonance, by

$$M_{\text{hat}} \equiv \sqrt{(E^{\mu\tau_h} - p_z^{\mu\tau_h} + \cancel{E}_T)^2 - |\vec{p}_T^{\tau_h} + \vec{p}_T^{\mu} + \vec{\cancel{E}}_T|^2},$$

where $E^{\mu\tau_h}$ is the energy of the $\mu\tau_h$ system and $p_z^{\mu\tau_h}$ is its momentum component along the beam axis. We require $M_{\text{hat}} > 40$ GeV to suppress the MJ background. Finally, to prevent any overlap with the $b\tau\tau$ sample, we select only events for which no jet has $NN_b > 0.25$.

$b\tau\tau$ selection

The complementary sample with at least one b -tagged jet with $NN_b > 0.25$ constitutes the $b\tau\tau$ sample. This b -tagged sample suffers from large Z +jets, $t\bar{t}$ and MJ backgrounds. We build separate multivariate discriminants, \mathcal{D}_{MJ} and $\mathcal{D}_{t\bar{t}}$, to discriminate against the MJ and $t\bar{t}$ processes. We require $\mathcal{D}_{\text{MJ}} > 0.1$ and $\mathcal{D}_{t\bar{t}} > 0.1$, then we combine NN_b , \mathcal{D}_{MJ} , and $\mathcal{D}_{t\bar{t}}$, to form a set of final discriminating variables \mathcal{D}_f (one for each τ_h type and m_ϕ) to be used in the limit-setting procedure. Further details can be found in Ref. [7].

MJ background estimation

In both di-tau channels, the MJ background is estimated from data control samples applying two different methods. The first is based on the small correlation between the electric charge of muon and τ_h in MJ events. For each analysis, we select a data sample with identical criteria as the signal sample but with the two leptons having the same electric charge (SS). We subtract the residual contribution from other SM backgrounds from this MJ-dominated SS sample. We measure the ratio of the number of OS to SS events to be 1.09 ± 0.01 and 1.07 ± 0.01 , respectively, in the $\tau\tau$ and $b\tau\tau$ channels. We then multiply the SS sample yields by this ratio. This method is used in the inclusive $\tau\tau$ channel but it suffers from large statistical uncertainties of the $b\tau\tau$ SS sample. Therefore, we develop an alternate method that uses a MJ-enriched control sample with identical requirements as applied to the signal samples but reversing the muon isolation criteria. In a MJ-dominated SS sample, obtained without any requirement on the number of jets (N_{jets}), the ratio of the probabilities for a muon of a MJ-event to appear isolated or not isolated, $R_{\text{iso}/\overline{\text{iso}}} \equiv \mathcal{P}(\mu_{\text{iso}}|\text{MJ})/\mathcal{P}(\mu_{\overline{\text{iso}}}|\text{MJ})$, is measured as function of η^{τ_h} , $p_T^{\tau_h}$, and leading-jet p_T (if $N_{\text{jets}} > 0$). The ratio $R_{\text{iso}/\overline{\text{iso}}}$ is then applied to the distributions of the non-isolated-muon sample, predicting the MJ background in

the two signal samples. This method is used in the $b\tau\tau$ study. In each analysis, the alternate method is used to determine the systematic uncertainty on the MJ-background normalisation.

The distributions of M_{hat} for the $\tau\tau$ study and two different \mathcal{D}_f discriminants for the $b\tau\tau$ analysis are presented in Fig. 2. The observed data, expected signal and background yields are given in Table II for the two di-tau event selections.

bbb final state

In the bbb analysis, at least three jets, each satisfying $p_T > 15$ GeV, $|\eta| < 2.5$ and $NN_b > 0.775$, are required. The two leading jets must have $p_T > 25$ GeV. To improve the signal sensitivity, the events are separated into two channels, containing exactly 3 or 4 jets. The data and signal yields are given in Table III. In addition, a likelihood discriminant, \mathcal{D}_{bbb} , based on six kinematic variables is employed. Two separate likelihoods, one for the mass region $90 \leq M_A < 140$ GeV and the other for $140 \leq M_A < 300$ GeV, are used. The dominant heavy flavor multijet backgrounds are estimated using a data driven technique. The background in the triple b -tagged sample is estimated by applying a 2D-transformation in $M_{b\bar{b}}$ and \mathcal{D}_{bbb} , derived from the ratio of the number of MC events in the triple and double b -tagged samples, to the double b -tagged data sample. The method significantly reduces the sensitivity of the background model to the underlying kinematics of the simulated events and the modelling of the geometric acceptance of the detector. The appropriate composition of the simulated samples is determined by comparing the sum of the transverse momenta of the jets in each event in simulation and data for various b -tagging criteria. The invariant mass distribution of the jet pairing with the highest \mathcal{D}_{bbb} value is used as the final discriminant. The distribution for the dominant 3-jet channel is shown in Fig. 3a. In Fig. 3b, good agreement is observed between the data and background model in a control sample selected using an inverted likelihood criterion $\mathcal{D}_{bbb} < 0.12$.

TABLE III: Observed data yield and expected signal yields in the bbb channel. The signal yields are given for the scenario described in Table II.

	bbb	bbb
N_{jets}	3	4
Data	15214	10417
Signal $m_\phi = 100$ GeV	335	166
Signal $m_\phi = 190$ GeV	70	36

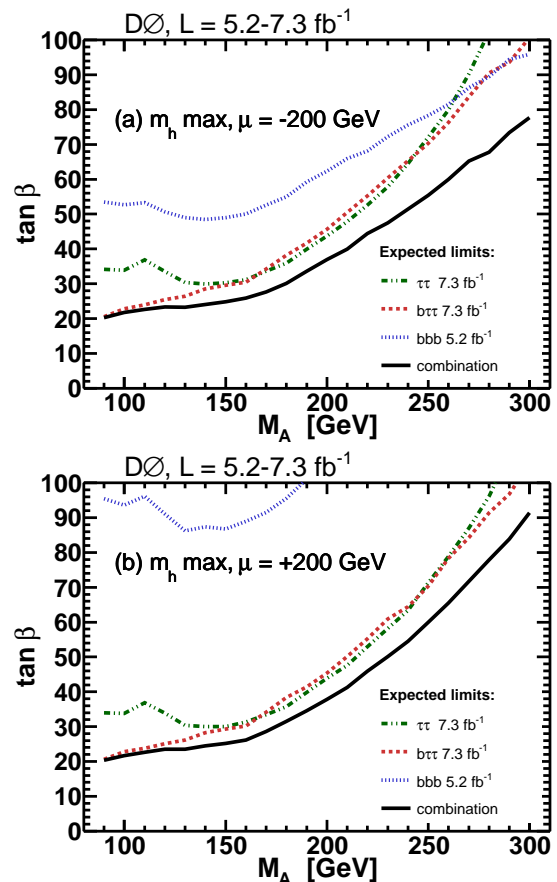


FIG. 4: Comparison of the expected limits in the $(\tan \beta, M_A)$ plane for the three channels separately, and their combination for the m_h^{max} scenario with (a) $\mu < 0$ and (b) $\mu > 0$.

Systematic uncertainties

Depending on the source, we consider the effect of systematic uncertainties on the normalization and/or on the shape of the differential distributions of the final discriminants.

In the di-tau channels, the $Z(+\text{jets})$ background uncertainties are estimated using $Z/\gamma^* \rightarrow \mu^+\mu^-$ data control samples, resulting in normalisation uncertainties of 3.2% (5%) for $Z(+b\text{-tagged jets})$ boson production, an inclusive trigger efficiency uncertainty of 3% (common to all simulated backgrounds) and a shape-dependent uncertainty of $\sim 1\%$ from the modeling of the Z boson kinematics. The MJ-background uncertainty ranges from 10% to 40% on the $b\tau\tau$ channel yields while it is found to be shape dependent in the $\tau\tau$ channel (up to 100% at high M_{hat}). For the remaining backgrounds and for signal, we consider uncertainties affecting the normalisation: luminosity (6.1%), muon reconstruction efficiency (2.9%), τ_h reconstruction efficiency [(4–10)%], single muon trigger efficiency (1.3%), $t\bar{t}$ (11%) and diboson (7%) production

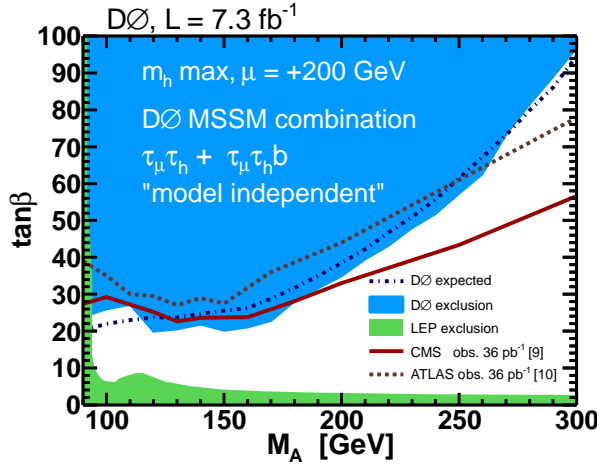


FIG. 5: Constraints in the $(\tan\beta, M_A)$ plane from the di-tau combination in the m_h^{\max} scenario. These limits very weakly depends on the other MSSM parameters.

cross sections. Further sources of uncertainty affecting the shape of the final discriminant are considered: the jet energy scale (10%) and the modeling of the b -tagging efficiency ($\sim 4\%$) mostly affect the $b\tau\tau$ signal modelling but are negligible in the $\tau\tau$ channel, while the τ_h energy scale ($\sim 10\%$) only impacts significantly the $\tau\tau$ search for both Z boson background and signal M_{hat} distribution. With the exception of the τ_h reconstruction efficiency, τ_h energy scale and MJ estimation, which are evaluated for each τ_h type, these uncertainties are assumed to be 100% correlated across both di-tau channels.

In the bbb channel, for the dominant MJ background, only systematic variations in the shape of the $M_{b\bar{b}}$ distribution are considered, as only the shape, and not the normalisation, is used to distinguish signal from background [8]. The dominant sources arise from the measurement of the rate at which light partons fake a heavy flavor jet and the b -tagging efficiency. For the signal model, the b -tagging efficiency (11-18%), the luminosity (6.1%) and the jet energy scale [(2-10)%] dominate the experimental uncertainties.

Most of the experimental uncertainties are uncorrelated between the di-tau and the bbb analyses with the exceptions of the b -quark efficiency, luminosity, and jet energy scale, which are assumed to be 100% correlated. The theoretical uncertainties on the signal are other sources of correlated systematic uncertainty among all channels. They are dominated by parton density function uncertainties, renormalisation and factorisation scales. We assign an uncertainty of 15% on the theoretical cross sections that is correlated across all processes.

RESULTS

We combine the $\tau\tau$, $b\tau\tau$ and bbb channels using the modified frequentist approach [26]. The test statistic is a negative log-ratio of profiled likelihoods [27]:

$$LLR = -2 \ln \frac{p(\text{data}|H_1)}{p(\text{data}|H_0)},$$

where H_1 is the test (background + signal) hypothesis, H_0 is the null (background only) hypothesis and p are the profile likelihoods based on Poisson probabilities for obtaining the observed number of events under each hypothesis. We define CL_s by $CL_s \equiv CL_{s+b}/CL_b$, where CL_{s+b} and CL_b are the confidence levels for the test and null hypothesis respectively. We exclude signal yields with $CL_s < 0.05$.

The LLR quantity is computed from the M_{hat} distribution for the $\tau\tau$ channel, the \mathcal{D}_f distributions for the $b\tau\tau$ channel and the $M_{b\bar{b}}$ distribution for the bbb channel. The NNLO SM cross sections $\sigma_{gg\phi}$ and $\sigma_{bb\phi}$ are taken from [28-35] and [36], respectively, while the NLO SM cross section $\sigma_{bgb\phi}$ is taken from MCFM. The model-dependent MSSM to SM cross section ratios are computed with FEYNHIGGS [37]. To avoid double counting between the $bb\phi$ and $bgb\phi$ processes, we obtain the expected signal yield $N_{\tau\tau+X}^{exp}$ in the di-tau channels by

$$\begin{aligned} \frac{N_{\tau\tau+X}^{exp}}{\mathcal{L}} &= \mathcal{A}_{gg\phi} \times \sigma_{gg\phi}^{\text{model}} + \mathcal{A}_{bb\phi} \times (\sigma_{bb\phi}^{\text{model}} - \sigma_{bgb\phi}^{\text{model}}) \\ &\quad + \mathcal{A}_{bgb\phi} \times \sigma_{bgb\phi}^{\text{model}}, \end{aligned}$$

where the acceptances \mathcal{A} are computed using the simulation and include the experimental efficiency. The two first terms of this equation refers to Higgs boson production without any b quark within the acceptance, while the third term is used for $bgb\phi$ production. There is no difference in the experimental acceptance for the $gg\phi$ and $bb\phi$ processes with no outgoing b quark within the acceptance. Therefore, we set $\mathcal{A}_{bb\phi} \equiv \mathcal{A}_{gg\phi}$. The Higgs boson width, calculated with FEYNHIGGS, is also taken into account [8].

We test two MSSM benchmark scenarios [38], no-mixing and m_h^{\max} , and we vary the sign of the higgsino mass parameter, μ . The expected sensitivities for two m_h^{\max} scenarios are shown on Fig. 4 for the three different searches and for their combination. At low M_A , the $b\tau\tau$ channel dominates the sensitivity. For intermediate M_A , the $\tau\tau$ and $b\tau\tau$ channels have similar sensitivities, while at high M_A , the bbb sensitivity becomes appreciable especially in $\mu < 0$ scenarios. While the sensitivity in the $\tau\tau+X$ channels are barely sensitive to other MSSM parameters than M_A and $\tan\beta$, the bbb signal yields is much more model dependent. Therefore we also provide a combination of the $\tau\tau$ and $b\tau\tau$ searches only. We do

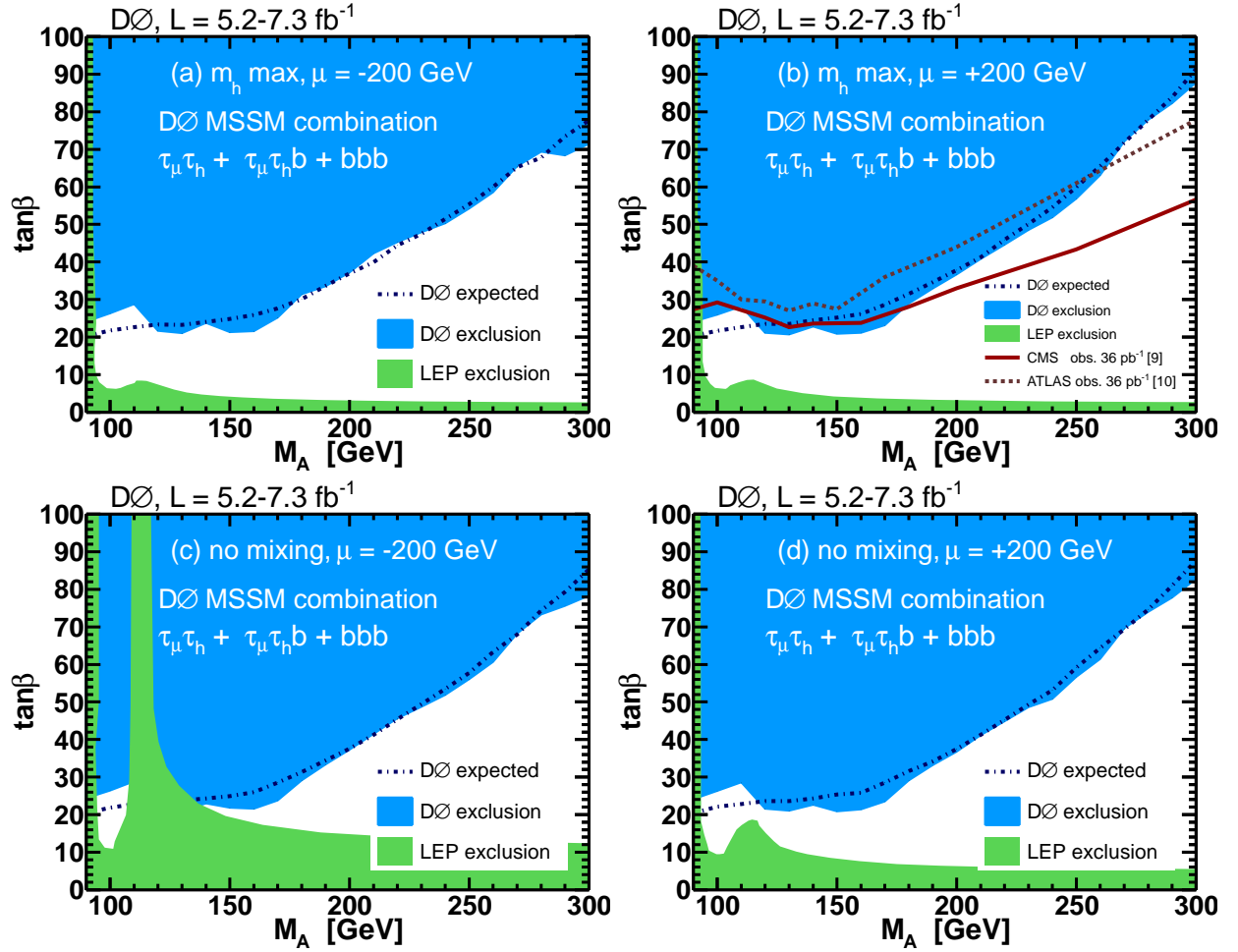


FIG. 6: Constraints in the $(\tan\beta, M_A)$ plane for different MSSM scenarios from the combined Higgs bosons searches.

not observe any significant excess in data above the expected background fluctuations and we proceed to set limits. The limit from the $\tau\tau+X$ combination is shown in Fig. 5 and the full combination limits in different MSSM scenarios are shown in Fig. 6.

In summary, we present MSSM Higgs boson searches in three final states: $\tau\tau$, $b\tau\tau$ and bbb . These different searches are combined to set limits in the $(\tan\beta, M_A)$ plane in four different MSSM scenarios. Furthermore, we combine the $\tau\tau$ and $b\tau\tau$ channels to obtain MSSM-scenario independent limits. We exclude a substantial region of the MSSM parameter space, especially for $M_A < 180$ GeV where we exclude $\tan\beta > 20-30$. These are the tightest constraints from the Tevatron on the production of neutral Higgs bosons in the MSSM and are comparable to the published LHC limits [9, 10], especially at low M_A .

Acknowledgements

We thank the staffs at Fermilab and collaborating institutions, and acknowledge support from the DOE and NSF (USA); CEA and CNRS/IN2P3 (France); FASI, Rosatom and RFBR (Russia); CNPq, FAPERJ, FAPESP and FUNDUNESP (Brazil); DAE and DST (India); Colciencias (Colombia); CONACyT (Mexico); KRF and KOSEF (Korea); CONICET and UBACyT (Argentina); FOM (The Netherlands); STFC and the Royal Society (United Kingdom); MSMT and GACR (Czech Republic); CRC Program and NSERC (Canada); BMBF and DFG (Germany); SFI (Ireland); The Swedish Research Council (Sweden); and CAS and CNSF (China).

-
- [1] H. P. Nilles, Phys. Rep. **110**, 1 (1984); H. E. Haber and G. L. Kane, Phys. Rep. **117**, 75 (1985).
 - [2] B. Ananthanarayan, G. Lazarides, and Q. Shafi, Phys.

- Rev. D **44**, 1613 (1991).
- [3] V. Barger and C. Kao, Phys. Lett. B **518**, 117 (2001).
 - [4] S. Schael *et al.* (ALEPH, DELPHI, L3, and OPAL Collaborations), Eur. Phys. J. C **47**, 547 (2006).
 - [5] T. Aaltonen *et al.* (CDF Collaboration), Phys. Rev. Lett. **103**, 201801 (2009).
 - [6] V. M. Abazov *et al.* (D0 Collaboration), arXiv:1106.4555 [hep-ex], submitted to Phys. Lett. B.
 - [7] V. M. Abazov *et al.* (D0 Collaboration), Phys. Rev. Lett. **107**, 121801 (2011).
 - [8] V. M. Abazov *et al.* (D0 Collaboration), Phys. Lett. B **698**, 97 (2011).
 - [9] S. Chatrchyan *et al.* (CMS Collaboration), Phys. Rev. Lett. **106**, 231801 (2011).
 - [10] G. Aad *et al.* (ATLAS Collaboration), Phys. Lett. B **705**, 174 (2011).
 - [11] V. M. Abazov *et al.* (D0 Collaboration), Nucl. Instrum. Methods Phys. Res. A **565**, 463 (2006); M. Abolins *et al.*, Nucl. Instrum. Methods Phys. Res. A **584**, 75 (2008); R. Angstadt *et al.*, Nucl. Instrum. Methods Phys. Res. A **622**, 298 (2010).
 - [12] The pseudorapidity η is defined relative to the center of the detector as $\eta = -\ln[\tan(\theta/2)]$ where θ is the polar angle with respect to the proton beam direction.
 - [13] S. Abachi *et al.* (D0 Collaboration), Nucl. Instrum. Methods Phys. Res. A **338**, 185 (1994).
 - [14] T. Andeen *et al.*, FERMILAB-TM-2365 (2007).
 - [15] G. Blazey *et al.*, arXiv:hep-ex/0005012 (2000).
 - [16] V. M. Abazov *et al.* (D0 Collaboration), Phys. Lett. B **670**, 292 (2009).
 - [17] V. M. Abazov *et al.* (D0 Collaboration), arXiv:1110.3771 [hep-ex], submitted to Phys. Rev. D.
 - [18] V. M. Abazov *et al.* (D0 Collaboration), Nucl. Instrum. Methods Phys. Res. A **620**, 400 (2010).
 - [19] T. Sjöstrand *et al.*, J. High Energy Phys. **05**, 026 (2006).
 - [20] J. Campbell, R. K. Ellis, F. Maltoni, and S. Willenbrock, Phys. Rev. D **67**, 095002 (2003).
 - [21] M. L. Mangano *et al.*, J. High Energy Phys. **07**, 001 (2003).
 - [22] Z. Was, Nucl. Phys. Proc. Suppl. **98**, 96 (2001). Version 2.5.04.
 - [23] D. J. Lange, Nucl. Instrum. Methods Phys. Res. A **462**, 152 (2001). Version 9.39.
 - [24] R. Brun and F. Carminati, CERN program library long writeup W5013, 1993 (unpublished). We use GEANT 3.
 - [25] V. M. Abazov *et al.* (D0 Collaboration), Phys. Rev. Lett. **106**, 122001 (2011). This variable is defined as $\Phi^* \equiv \tan[\pi - \Delta\varphi(\mu, \tau_h)/2] \times \sqrt{1 - \tanh^2(\eta^\mu - \eta^{\tau_h})/4}$.
 - [26] T. Junk, Nucl. Instrum. Methods Phys. Res. A **434**, 435 (1999); A. Read, Nucl. Instrum. Methods Phys. Res. A **425**, 357 (1999).
 - [27] W. Fisher, FERMILAB-TM-2386-E (2007).
 - [28] R. V. Harlander, W. B. Kilgore, Phys. Rev. Lett. **88**, 201801 (2002).
 - [29] C. Anastasiou, K. Melnikov, Nucl. Phys. B **646**, 220 (2002).
 - [30] V. Ravindran, J. Smith, and W. L. van Neerven, Nucl. Phys. B **665**, 325 (2003).
 - [31] S. Catani, D. de Florian, M. Grazzini, and P. Nason, J. High Energy Phys. **07**, 028 (2003).
 - [32] U. Aglietti, R. Bonciani, G. Degrassi, and A. Vicini, Phys. Lett. B **595**, 432-441 (2004).
 - [33] S. Actis, G. Passarino, C. Sturm, and S. Uccirati, Phys. Lett. B **670**, 12-17 (2008).
 - [34] D. Graudenz, M. Spira, and P. M. Zerwas, Phys. Rev. Lett. **70**, 1372-1375 (1993).
 - [35] M. Spira, A. Djouadi, D. Graudenz, and P. M. Zerwas, Nucl. Phys. B **453**, 17 (1995).
 - [36] R. V. Harlander, W. B. Kilgore, Phys. Rev. D **68**, 013001 (2003).
 - [37] M. Frank *et al.*, J. High Energy Phys. **02**, 047 (2007); G. Degrassi *et al.*, Eur. Phys. J. C **28**, 133 (2003); S. Heinemeyer *et al.*, Eur. Phys. J. C **9**, 343 (1999); S. Heinemeyer *et al.*, Comput. Phys. Commun. **124**, 76 (2000). We use version 2.8.0.
 - [38] M. Carena, S. Heinemeyer, C. E. M. Wagner, and G. Weiglein, Eur. Phys. J. C **45**, 797 (2006).