



Fermi National Accelerator Laboratory

FERMILAB Pub-94/004-E

DØ

DØ Note 1999

Search for the Top Quark in $p\bar{p}$ Collisions at $\sqrt{s} = 1.8$ TeV

S. Abachi et al
The DØ Collaboration

*Fermi National Accelerator Laboratory
P.O. Box 500, Batavia, Illinois 60510*

January 5, 1994

Submitted to *Physical Review Letters*

Disclaimer

This report was prepared as an account of work sponsored by an agency of the United States Government. Neither the United States Government nor any agency thereof, nor any of their employees, makes any warranty, express or implied, or assumes any legal liability or responsibility for the accuracy, completeness, or usefulness of any information, apparatus, product, or process disclosed, or represents that its use would not infringe privately owned rights. Reference herein to any specific commercial product, process, or service by trade name, trademark, manufacturer, or otherwise, does not necessarily constitute or imply its endorsement, recommendation, or favoring by the United States Government or any agency thereof. The views and opinions of authors expressed herein do not necessarily state or reflect those of the United States Government or any agency thereof.

Search for the Top Quark in $p\bar{p}$ Collisions at $\sqrt{s}=1.8$ TeV

S. Abachi⁽⁹⁾, B. Abbott⁽²⁷⁾, M. Abolins⁽¹⁹⁾, B.S. Acharya⁽³³⁾, I. Adam⁽⁸⁾, D.L. Adams⁽²⁸⁾,
 M. Adams⁽¹³⁾, S. Ahn⁽⁹⁾, H. Aihara⁽¹⁶⁾, G. Alvarez⁽¹⁴⁾, G.A. Alves⁽⁶⁾, N. Amos⁽¹⁸⁾,
 E.W. Anderson⁽¹⁵⁾, Yu. Antipov⁽²⁶⁾, S.H. Aronson⁽³⁾, R. Astur⁽³¹⁾, R.E. Avery⁽²³⁾,
 A. Baden⁽¹⁷⁾, V. Balamurali⁽²⁴⁾, J. Balderston⁽¹²⁾, B. Baldin⁽⁹⁾, J. Bantly⁽⁴⁾,
 J.F. Bartlett⁽⁹⁾, K. Bazizi⁽⁵⁾, T. Behnke⁽³¹⁾, J. Bendich⁽¹⁶⁾, S.B. Beri⁽²⁵⁾, V. Bezzubov⁽²⁶⁾,
 P.C. Bhat⁽⁹⁾, V. Bhatnagar⁽²⁵⁾, N. Biswas⁽²⁴⁾, G. Blazey⁽²⁹⁾, S. Blessing⁽²³⁾,
 A. Boehnlein⁽³⁵⁾, F. Borchering⁽⁹⁾, J. Borders⁽²⁹⁾, N. Bozko⁽²⁶⁾, A. Brandt⁽⁹⁾, R. Brock⁽¹⁹⁾,
 A. Bross⁽⁹⁾, D. Buchholz⁽²³⁾, V. Burtovoi⁽²⁶⁾, J.M. Butler⁽⁹⁾, O. H. Callot⁽³¹⁾,
 H. Castilla-Valdez⁽⁷⁾, D. Chakraborty⁽³¹⁾, S. Chekulaev⁽²⁶⁾, J. Chen⁽²⁾, L.-P. Chen⁽¹⁶⁾,
 W. Chen⁽³¹⁾, L. Chevalier⁽³⁰⁾, S. Chopra⁽²⁵⁾, B.C. Choudhary⁽⁵⁾, J. H. Christenson⁽⁹⁾,
 M. Chung⁽¹³⁾, D. Claes⁽³¹⁾, A.R. Clark⁽¹⁶⁾, W.G. Cobau⁽¹⁷⁾, J. Cochran⁽³¹⁾, W.E. Cooper⁽⁹⁾,
 C. Cretsinger⁽²⁹⁾, D. Cullen-Vidal⁽⁴⁾, M. Cummings⁽¹²⁾, J.P. Cussonneau⁽³⁰⁾, D. Cutts⁽⁴⁾,
 O.I. Dahl⁽¹⁶⁾, K. De⁽³⁴⁾, M. Demarteau⁽⁹⁾, R. Demina⁽²¹⁾, K. Denisenko⁽⁹⁾, N. Denisenko⁽⁹⁾,
 D. Denisov⁽³²⁾, S. Denisov⁽²⁶⁾, W. Dharmaratna⁽¹¹⁾, H.T. Diehl⁽⁹⁾, M. Diesburg⁽⁹⁾,
 R. Dixon⁽⁹⁾, P. Draper⁽³⁴⁾, Y. Ducros⁽³⁰⁾, S. Durston-Johnson⁽²⁹⁾, D. Eartly⁽⁹⁾,
 D. Edmunds⁽¹⁹⁾, A. Efimov⁽²⁶⁾, J. Ellison⁽⁵⁾, V.D. Elvira⁽⁹⁾, R. Engelmann⁽³¹⁾,
 G. Eppley⁽²⁸⁾, O. Eroshin⁽²⁶⁾, V. Evdokimov⁽²⁶⁾, S. Fahey⁽¹⁹⁾, G. Fanourakis⁽²⁹⁾,
 M. Fatyga⁽³⁾, M.K. Fatyga⁽²⁹⁾, J. Featherly⁽³⁾, S. Feher⁽³¹⁾, D. Fein⁽²⁾, T. Ferbel⁽²⁹⁾,
 G. Finocchiaro⁽³¹⁾, H.E. Fisk⁽⁹⁾, E. Flattum⁽¹⁹⁾, G.E. Forden⁽²⁾, M. Fortner⁽²²⁾,
 P. Franzini⁽⁸⁾, S. Fuess⁽⁹⁾, C.S. Gao⁽⁹⁾, T.L. Geld⁽³²⁾, K. Genser⁽⁹⁾, C.E. Gerber⁽⁹⁾,
 B. Gibbard⁽³⁾, V. Glebov⁽³²⁾, J.F. Glicenstein⁽³⁰⁾, B. Gobbi⁽²³⁾, M. Goforth⁽¹¹⁾,
 A. Goldschmidt⁽¹⁶⁾, B. Gomez⁽¹⁾, M.L. Good⁽³¹⁾, H. Gordon⁽³⁾, N. Graf⁽³⁾, P.D. Grannis⁽³¹⁾,
 D.R. Green⁽⁹⁾, J. Green⁽²²⁾, H. Greenlee⁽⁹⁾, N. Grossman⁽¹⁹⁾, P. Grudberg⁽¹⁶⁾,
 S. Grünendahl⁽²⁹⁾, J.A. Guida⁽³¹⁾, J.M. Guida⁽³⁾, W. Guryn⁽³⁾, N.J. Hadley⁽¹⁷⁾,

H. Haggerty⁽⁹⁾, S. Hagopian⁽¹¹⁾, V. Hagopian⁽¹¹⁾, R.E. Hall⁽⁵⁾, S. Hansen⁽⁹⁾,
 J.M. Hauptman⁽¹⁵⁾, D. Hedin⁽²²⁾, A.P. Heinson⁽⁵⁾, U. Heintz⁽⁸⁾, T. Heuring⁽¹¹⁾,
 R. Hirosky⁽²⁹⁾, B. Hoeneisen⁽¹⁾, J.S. Hoftun⁽⁴⁾, T. Hu⁽³¹⁾, J.R. Hubbard⁽³⁰⁾, T. Huehn⁽⁵⁾,
 S. Igarashi⁽⁹⁾, A.S. Ito⁽⁹⁾, E. James⁽²⁾, J. Jaques⁽²⁴⁾, J.Z.-Y. Jiang⁽³¹⁾, T. Joffe-Minor⁽²³⁾,
 K. Johns⁽²⁾, M. Johnson⁽⁹⁾, A. Jonckheere⁽⁹⁾, M. Jones⁽¹²⁾, H. Jöstlein⁽⁹⁾, C.K. Jung⁽³¹⁾,
 S. Kahn⁽³⁾, R. Kehoe⁽²⁴⁾, M. Kelly⁽²⁴⁾, A. Kernan⁽⁵⁾, L. Kerth⁽¹⁶⁾, A. Kholodenko⁽²⁶⁾,
 A. Kiryunin⁽²⁶⁾, E. Kistenev⁽²⁶⁾, A. Klatchko⁽¹¹⁾, B. Klima⁽⁹⁾, B. Klochkov⁽²⁶⁾,
 C. Klopfenstein⁽³¹⁾, V. Klyukhin⁽²⁶⁾, V. Kochetkov⁽²⁶⁾, J.M. Kohli⁽²⁵⁾, D. Koltick⁽²⁷⁾,
 J. Kotcher⁽³²⁾, I. Kotov⁽²⁶⁾, J. Kourlas⁽²⁰⁾, A. Kozelov⁽²⁶⁾, E. Kozlovsky⁽²⁶⁾,
 M.R. Krishnaswamy⁽³³⁾, S. Krzywdzinski⁽⁹⁾, S. Kunori⁽¹⁷⁾, S. Lami⁽³¹⁾, G. Landsberg⁽³¹⁾,
 R.E. Lanou⁽⁴⁾, J. Lee-Franzini⁽³¹⁾, H. Li⁽³¹⁾, J. Li⁽³⁴⁾, R.B. Li⁽⁹⁾, Q.Z. Li-Demartean⁽⁹⁾,
 J.G.R. Lima⁽⁶⁾, S.L. Linn⁽¹¹⁾, J. Linnemann⁽¹⁹⁾, R. Lipton⁽⁹⁾, Y.C. Liu⁽²³⁾, F. Lobkowicz⁽²⁹⁾,
 P. Loch⁽²⁾, S.C. Loken⁽¹⁶⁾, S. Lokos⁽³¹⁾, L. Lueking⁽⁹⁾, A.K.A. Maciel⁽⁶⁾, R.J. Madaras⁽¹⁶⁾,
 R. Madden⁽¹¹⁾, Ph. Mangeot⁽³⁰⁾, I. Manning⁽⁹⁾, B. Mansoulié⁽³⁰⁾, H.S. Mao⁽⁹⁾,
 S. Margulies⁽¹³⁾, R. Markeloff⁽²²⁾, L. Markosky⁽²⁾, T. Marshall⁽¹⁴⁾, H.J. Martin⁽¹⁴⁾,
 M.I. Martin⁽⁹⁾, P.S. Martin⁽⁹⁾, M. Marx⁽³¹⁾, B. May⁽²⁾, A. Mayorov⁽²⁶⁾, R. McCarthy⁽³¹⁾,
 T. McKibben⁽¹³⁾, J. McKinley⁽¹⁹⁾, X.C. Meng⁽⁹⁾, K.W. Merritt⁽⁹⁾, H. Miettinen⁽²⁸⁾,
 A. Milder⁽²⁾, A. Mincer⁽²⁰⁾, N.K. Mondal⁽³³⁾, H.E. Montgomery⁽⁹⁾, P. Mooney⁽¹⁹⁾,
 M. Mudan⁽²⁰⁾, C. Murphy⁽¹⁴⁾, C.T. Murphy⁽⁹⁾, F. Nang⁽⁴⁾, M. Narain⁽⁹⁾,
 V.S. Narasimham⁽³³⁾, H.A. Neal⁽¹⁸⁾, J.P. Negret⁽¹⁾, P. Nemethy⁽²⁰⁾, D. Nešić⁽⁴⁾,
 D. Norman⁽¹⁷⁾, L. Oesch⁽¹⁸⁾, V. Oguri⁽⁶⁾, E. Oltman⁽¹⁶⁾, N. Oshima⁽⁹⁾, D. Owen⁽¹⁹⁾,
 M. Pang⁽¹⁵⁾, A. Para⁽⁹⁾, C.H. Park⁽⁹⁾, R. Partridge⁽⁴⁾, M. Paterno⁽³¹⁾, A. Peryshkin⁽⁹⁾,
 M. Peters⁽¹²⁾, B. Pi⁽¹⁹⁾, H. Piekarz⁽¹¹⁾, Yu. Pischalnikov⁽²⁶⁾, D. Pizzuto⁽³¹⁾, A. Pluquet⁽³⁰⁾,
 V. Podstavkov⁽²⁶⁾, B.G. Pope⁽¹⁹⁾, H.B. Prosper⁽¹¹⁾, S. Protopopescu⁽³⁾, Y.K. Que⁽⁹⁾,
 P.Z. Quintas⁽⁹⁾, G. Rahal-Callot⁽³¹⁾, R. Raja⁽⁹⁾, S. Rajagopalan⁽³¹⁾, M.V.S. Rao⁽³³⁾,
 L. Rasmussen⁽³¹⁾, A.L. Read⁽⁹⁾, S. Repond⁽²²⁾, S. Reucroft⁽²¹⁾, V. Riadovikov⁽²⁶⁾,
 M. Rijssenbeek⁽³¹⁾, N.A. Roe⁽¹⁶⁾, P. Rubinov⁽³¹⁾, R. Ruchti⁽²⁴⁾, J. Rutherford⁽²⁾,

A. Santoro⁽⁶⁾, L. Sawyer⁽³⁴⁾, R.D. Schamberger⁽³¹⁾, D. Schmid⁽³²⁾, J. Sculli⁽²⁰⁾,
 A. Shkurenkov⁽²⁶⁾, M. Shupe⁽²⁾, J.B. Singh⁽²⁵⁾, V. Sirotenko⁽²²⁾, J. Skeens⁽²⁸⁾, W. Smart⁽⁹⁾,
 A. Smith⁽²⁾, D. Smith⁽⁵⁾, R.P. Smith⁽⁹⁾, G.R. Snow⁽¹⁸⁾, S. Snyder⁽³¹⁾, J. Solomon⁽¹³⁾,
 P.M. Sood⁽²⁵⁾, M. Sosebee⁽³⁴⁾, M. Souza⁽⁶⁾, A.L. Spadafora⁽³²⁾, R. Stephens⁽¹⁰⁾,
 M.L. Stevenson⁽¹⁶⁾, D. Stewart⁽¹⁸⁾, F. Stocker⁽³²⁾, D. Stoyanova⁽²⁶⁾, K. Streets⁽¹⁷⁾,
 M. Strovink⁽¹⁶⁾, A. Suhanov⁽²⁶⁾, A. Taketani⁽⁹⁾, M. Tartaglia⁽⁹⁾, J. Teiger⁽³⁰⁾,
 J. Thompson⁽³¹⁾, T.G. Trippe⁽¹⁶⁾, P.M. Tuts⁽⁸⁾, P.R. Vishwanath⁽³³⁾, A. Volkov⁽²⁶⁾,
 A. Vorobiev⁽²⁶⁾, H.D. Wahl⁽¹¹⁾, D.C. Wang⁽⁹⁾, L.Z. Wang⁽⁹⁾, J. Warchol⁽²⁴⁾, M. Wayne⁽²⁴⁾,
 H. Weerts⁽¹⁹⁾, W.A. Wenzel⁽¹⁶⁾, A. White⁽³⁴⁾, J.T. White⁽³⁵⁾, J.A. Wightman⁽³⁵⁾,
 J. Wilcox⁽²¹⁾, S. Willis⁽²²⁾, S.J. Wimpenny⁽⁵⁾, Z. Wolf⁽¹⁰⁾, J. Womersley⁽³²⁾, D.R. Wood⁽⁹⁾,
 Y. Xia⁽¹⁹⁾, D. Xiao⁽¹¹⁾, P.P. Xie⁽⁹⁾, H. Xu⁽⁴⁾, R. Yamada⁽⁹⁾, P. Yamin⁽³⁾, C. Yanagisawa⁽³¹⁾,
 J. Yang⁽²⁰⁾, M.-J. Yang⁽⁹⁾, T. Yasuda⁽²¹⁾, C. Yoshikawa⁽¹²⁾, S. Youssef⁽¹¹⁾, J. Yu⁽³¹⁾,
 C. Zeitnitz⁽²⁾, S. Zhang⁽¹⁸⁾, Y.H. Zhou⁽⁹⁾, Q. Zhu⁽²⁰⁾, Y.S. Zhu⁽⁹⁾, D. Zieminska⁽¹⁴⁾,
 A. Zieminski⁽¹⁴⁾, A. Zinchenko⁽¹⁵⁾, A. Zylberstejn⁽³⁰⁾

The DØ Collaboration

⁽¹⁾ *Universidad de los Andes, Bogota, Colombia*

⁽²⁾ *University of Arizona, Tucson, Arizona 85721*

⁽³⁾ *Brookhaven National Laboratory, Upton, New York 11973*

⁽⁴⁾ *Brown University, Providence, Rhode Island 02912*

⁽⁵⁾ *University of California, Riverside, California 92521*

⁽⁶⁾ *LAFEX, Centro Brasileiro de Pesquisas Físicas, Rio de Janeiro, Brazil*

⁽⁷⁾ *CINVESTAV, Mexico City, Mexico*

⁽⁸⁾ *Columbia University, New York, New York 10027*

⁽⁹⁾ *Fermi National Accelerator Laboratory, Batavia, Illinois 60510*

⁽¹⁰⁾ *University of Florida, Gainesville Florida 32611*

⁽¹¹⁾ *Florida State University, Tallahassee, Florida 32306*

- (12) *University of Hawaii, Honolulu, Hawaii 96822*
- (13) *University of Illinois, Chicago, Illinois 60680*
- (14) *Indiana University, Bloomington, Indiana 47405*
- (15) *Iowa State University, Ames, Iowa 50011*
- (16) *Lawrence Berkeley Laboratory, Berkeley, California 94720*
- (17) *University of Maryland, College Park, Maryland 20742*
- (18) *University of Michigan, Ann Arbor, Michigan 48109*
- (19) *Michigan State University, East Lansing, Michigan 48824*
- (20) *New York University, New York, New York 10003*
- (21) *Northeastern University, Boston, Massachusetts 02115*
- (22) *Northern Illinois University, DeKalb, Illinois 60115*
- (23) *Northwestern University, Evanston, Illinois 60208*
- (24) *University of Notre Dame, Notre Dame, Indiana 46556*
- (25) *University of Panjab, Chandigarh 16-00-14, India*
- (26) *Institute for High Energy Physics, 142-284 Protvino, Russia*
- (27) *Purdue University, West Lafayette, Indiana 47907*
- (28) *Rice University, Houston, Texas 77251*
- (29) *University of Rochester, Rochester, New York 14627*
- (30) *DAPNIA-CE Saclay, F-91191 Gif-sur-Yvette, France*
- (31) *State University of New York, Stony Brook, New York 11794*
- (32) *SSC Laboratory, Dallas, Texas 75237*
- (33) *Tata Institute of Fundamental Research, Colaba, Bombay 400-005, India*
- (34) *University of Texas, Arlington, Texas 76019*
- (35) *Texas A&M University, College Station, Texas 77843*

(January 5, 1994)

Abstract

We have searched for evidence of top quark production in $p\bar{p}$ collisions at $\sqrt{s}=1.8$ TeV using the DØ detector at the Fermilab Tevatron collider. For an integrated luminosity of 15 pb^{-1} , we report results of a search for $t\bar{t}$ pairs in the decay modes $t\bar{t}\rightarrow e\mu+\text{jets}$, $ee+\text{jets}$, $e+\text{jets}$ and $\mu+\text{jets}$. From analyses of these modes we obtain a lower limit on the top quark mass of $131\text{ GeV}/c^2$ at the 95% confidence level, assuming standard model branching fractions and a predicted cross section for $t\bar{t}$ production. We discuss the properties of an event for which expected backgrounds are small.

PACS numbers 14.80.Dq, 12.15.Ff, 13.85.Qk, 13.85.Rm

Typeset using REVTeX

The top quark is the only minimal standard model (SM) quark that has not yet been observed [1]. Assuming standard model decays, the present experimental lower limit for the top quark mass (m_t) is 91 GeV/c² [2]. In $p\bar{p}$ collisions at $\sqrt{s} = 1.8$ TeV the strong interaction production of $t\bar{t}$ pairs is expected to be dominant. According to the SM, a top quark decays via the weak charged current into a b quark and a W boson. The W can decay into leptons (referred to as $W(e\nu)$, $W(\mu\nu)$ or $W(\tau\nu)$) or quarks ($W(q\bar{q})$).

We have searched for the dilepton decay modes $t\bar{t} \rightarrow W(e\nu)W(e\nu)b\bar{b}$, the ee mode, and $t\bar{t} \rightarrow W(e\nu)W(\mu\nu)b\bar{b}$, the $e\mu$ mode, which have expected branching fractions of 1/81 and 2/81 respectively. In addition, we have looked for the single lepton modes $t\bar{t} \rightarrow W(e\nu)W(q\bar{q})b\bar{b}$, the $e + \text{jets}$ mode, and $t\bar{t} \rightarrow W(\mu\nu)W(q\bar{q})b\bar{b}$, the $\mu + \text{jets}$ mode, each of which has an expected branching fraction of 12/81. The signature for a dilepton event is two isolated leptons of high transverse momentum (p_T), jets and large missing transverse energy (\cancel{E}_T) due to the two neutrinos. Backgrounds from other physics processes are relatively small. Single lepton events have one high p_T lepton, jets, and large \cancel{E}_T . The dominant background is from production of $W + \text{jets}$. The data presented were collected between August 1992 and May 1993 and correspond to an integrated luminosity of 15 pb⁻¹.

The DØ detector [3] has a hermetic, compensating sampling calorimeter with fine longitudinal and transverse segmentation in pseudorapidity (η) and azimuth (ϕ). The energy resolutions can be parametrized as $\sigma/E \approx A/\sqrt{E}$ (E in GeV), where $A=0.15$ for electrons, $A=0.50$ for single hadrons, and $A=0.80$ for jets [4]. For minimum bias events the resolution for either component of \cancel{E}_T is about 1.1 GeV + 0.02 × (ΣE_T), where ΣE_T is the scalar sum of all the transverse energy, E_T , in the calorimeter. There is no central magnetic field. We reconstruct charged particle tracks using drift chambers located between the interaction region and the calorimeter; a transition radiation detector identifies electrons. We detect muons by reconstructing tracks in proportional drift tubes before and behind magnetized iron toroids located outside of the calorimeter. The bending angle of the track in the toroid determines the muon momentum (p) with momentum resolution of $\sigma(1/p) = 0.2/p \oplus 0.01$ (GeV/c)⁻¹ obtained from $Z \rightarrow \mu\mu$ events.

We require muons to originate close to the interaction point, and to deposit energy in the calorimeter consistent with minimum ionization. For these analyses we use isolated muons with $|\eta| < 1.7$. We identify electrons by the longitudinal and transverse shape of isolated energy clusters in the calorimeter [5] and by the requirement that there be a matching track in the drift chambers. We require electrons to be within a fiducial region of $|\eta| < 2.5$. We reconstruct jets using a cone algorithm with $\mathcal{R} = 0.5$, where $\mathcal{R} = \sqrt{(\Delta\phi)^2 + (\Delta\eta)^2}$. We correct jet energies for calorimeter response, out of cone leakage, noise and for the underlying event. The missing transverse energy, as computed from energy deposited in the calorimeter after all corrections, is denoted by \cancel{E}_T^{cal} . The missing transverse energy corrected also for observed muon momenta is denoted by \cancel{E}_T [6].

We trigger on events with combinations of electron, muon, jet candidates and \cancel{E}_T^{cal} . We compute the efficiency for the triggers with a Monte Carlo (MC) simulation of each $t\bar{t}$ decay mode. It varies between 70% and 90% as m_t increases from 90 to 160 GeV/ c^2 .

In the offline selection of $e\mu$ events, we require one electron with $E_T > 15$ GeV, one muon with $p_T > 15$ GeV/ c , $\cancel{E}_T^{cal} > 20$ GeV and $\cancel{E}_T > 20$ GeV. To eliminate contributions from muon bremsstrahlung, the leptons must be well separated ($\mathcal{R}_{e\mu} > 0.25$). To reduce backgrounds from WW , W and Z decays, we require at least one jet with $E_T > 15$ GeV. Figure 1 shows the distribution of muon p_T versus electron E_T for the $e\mu$ mode before jet requirement for data and for MC $t\bar{t} \rightarrow e\mu$. One event, denoted by a \star in Fig. 1a, survives all selection cuts.

For ee candidates, we require two isolated electrons with $E_T > 20$ GeV and $\cancel{E}_T^{cal} > 25$ GeV. To suppress backgrounds from $Z \rightarrow ee$, we require $\cancel{E}_T^{cal} > 40$ GeV if $|m_{ee} - m_Z| < 12$ GeV/ c^2 , where m_{ee} is the dielectron invariant mass. As in the $e\mu$ mode, we require at least one jet with $E_T > 15$ GeV. Figure 2 shows the distribution of \cancel{E}_T^{cal} versus m_{ee} in the ee mode after the electron E_T and jet cuts for data and for MC $t\bar{t} \rightarrow ee$. One event, denoted by a \star in Fig. 2a, remains after all cuts.

We have calculated the efficiency of the selection cuts using the ISAJET MC program [7] for top samples with masses 90, 100, 120, 140 and 160 GeV/ c^2 , with subsequent detector

simulation [3]. Table I shows the efficiency \times branching fraction for dilepton cuts, including trigger and offline selection and the expected yields for top production. The quoted yields do not include events from $t\bar{t}$ decays to τ , b or c with subsequent secondary decays to dileptons. All errors on the efficiencies are dominated by systematics in detector simulation.

Extensive studies of backgrounds to the dilepton modes, including the dilepton continuum, $Z \rightarrow ee$, $Z \rightarrow \tau\tau$, $Z \rightarrow b\bar{b}$ or $c\bar{c}$, strong production of $b\bar{b}$ and $c\bar{c}$, WW , WZ , $W + \text{jets}$, $Z + \text{jets}$ and fake leptons, result in the background estimates summarized in Table I. We estimate physics backgrounds from MC samples and find that WW production and $Z \rightarrow \tau\tau$ decays are dominant. Using data, we evaluate the backgrounds arising from $W + \text{jets}$ and multijet production with jets misidentified as an electron. The measured probability for a jet to fake an electron is about 0.05%. Backgrounds due to a jet faking a muon are negligible.

To select $e + \text{jets}$ and $\mu + \text{jets}$ samples we require W boson selection (defined as one high p_T isolated electron or muon and \cancel{E}_T), jet counting (four or more jets), and event shape cuts (top events are more spherical than background processes). Event shape is characterized by the aplanarity \mathcal{A} which is proportional to the lowest eigenvalue of the momentum tensor for observed objects [8]. In $\mu + \text{jets}$ events we calculate \mathcal{A} using only the jets ($\mathcal{A}_{\text{jets}}$). In the $e + \text{jets}$ case, where the electron momentum is measured precisely, we use the jets and reconstructed

$W(e\nu)$ momenta ($\mathcal{A}_{W+\text{jets}}$). We estimate the dominant $W + \text{jets}$ background using the VECBOS MC program [9], which reproduces the properties of our $W + 2, 3$ jets sample moderately well. We use the measured probability of misidentifying a jet as an electron to determine the background from multijet events.

For the $e + \text{jets}$ mode, we require one electron with $E_T > 20$ GeV, at least four jets with $E_T > 15$ GeV, and $\cancel{E}_T^{\text{cal}} > 30$ GeV. Figure 3a shows the expected $\mathcal{A}_{W+\text{jets}}$ distribution for $W + \text{jets}$ and for $t\bar{t}$ events. Requiring $\mathcal{A}_{W+\text{jets}} > 0.08$ reduces the expected $W + \text{jets}$ background by a factor of 5 while accepting about half of the $t\bar{t}$ events. The $e + \text{jets}$ data are also shown in Fig. 3a. One event passes all cuts.

In the $\mu + \text{jets}$ mode, we require one muon with $p_T > 15$ GeV/c, $\cancel{E}_T^{\text{cal}} > 20$ GeV, $\cancel{E}_T > 20$

GeV and at least four jets with $E_T > 15$ GeV. Figure 3b shows the expected $\mathcal{A}_{\text{jets}}$ distribution for $W + \text{jets}$ and for $t\bar{t}$ events. To obtain a reduction from $W + \text{jets}$ comparable to that achieved in the $e + \text{jets}$ mode, we cut at $\mathcal{A}_{\text{jets}} > 0.1$. No events remain after all cuts. Table I lists the selection efficiency \times branching fraction and expected yields for $t\bar{t} \rightarrow e + \text{jets}$ and for $t\bar{t} \rightarrow \mu + \text{jets}$ as a function of the top mass. Background estimates are also listed; physics backgrounds due to $W + \text{jets}$ are assigned a 40% theoretical error.

We determine a 95% confidence level (CL) upper limit on the $t\bar{t}$ cross section based on the observation of three events passing the analysis cuts. We calculate the limit by interpreting these as signal events and making no background subtraction. Poisson-distributed numbers of events are convoluted with the errors on efficiencies, acceptances and luminosities as a function of m_t . Figure 4 shows the resulting 95% CL upper limit on the $t\bar{t}$ cross section as a function of m_t . The intersection of this curve with a predicted $t\bar{t}$ cross section lower bound [10] yields a lower limit on the top quark mass of 131 GeV/c². For comparison with previously published results [2], we use the same method with the next-to-leading order $t\bar{t}$ cross section [11] to obtain a lower limit on m_t of 122 GeV/c².

Backgrounds to $t\bar{t}$ production are smaller in the dilepton than in the single lepton modes. Imposing the more stringent requirements for the dilepton modes of $E_T^l > 30$ GeV ($l = e$ or μ), $\cancel{E}_T > 40$ GeV, and requiring 2 jets with $E_T > 15$ GeV, reduces the background to less than 0.1 event for each of the dilepton modes, and increases the signal to background ratio by a factor of about 4. With these cuts the significant backgrounds are from WW production and $Z \rightarrow \tau\tau$ decay. The effects of such cuts are shown in Table I for the $e\mu$ mode in which one event survives. No events survive in the ee mode. The single $e\mu$ event that survives has the following kinematic parameters: $E_T^e = (98.8 \pm 1.6)$ GeV, $p_T^\mu = 195$ GeV/c (> 40 GeV/c at 95% CL), $E_T^{\text{jet}1} = (24.9 \pm 4.3)$ GeV, $E_T^{\text{jet}2} = (22.3 \pm 5.6)$ GeV, $E_T^{\text{jet}3} = (6.7 \pm 3.6)$ GeV, and $\cancel{E}_T = 102$ GeV. Although \cancel{E}_T and p_T^μ are correlated, \cancel{E}_T is greater than 54 GeV at 95% CL. The interpretation of this event as a $Z \rightarrow \tau\tau \rightarrow e\mu$ decay is ruled out kinematically.

We have analyzed the surviving $e\mu$ event under the hypothesis that it is due to $t\bar{t} \rightarrow W(e\nu)W(\mu\nu)b\bar{b}$ using an extension of the likelihood method based solely on the event

topology as described in ref. [12]. Our analysis [13] shows that this event is kinematically consistent with $t\bar{t}$ production over the mass range 100 to 200 GeV/c². Using a likelihood function based upon the parton distribution functions, partonic cross sections and decay lepton distributions, we find that the peak likelihood for this event is near the median found in MC top samples. The likelihood distribution is maximized for a top mass of about 145 GeV/c², but masses as high as 200 GeV/c² cannot be excluded. This result is consistent with, but independent of our lower limit on m_t described above.

We see no conclusive evidence for top production in the four modes presented here. The final event sample contains three candidate events, consistent with our background estimates, though the $e\mu$ event is in a relatively low background region. We obtain a 95% CL lower limit on the top quark mass of 131 GeV/c².

We thank the Fermilab Accelerator, Computing and Research Divisions, and the support staffs at the collaborating institutions for their contributions to the success of this experiment. We also acknowledge the support provided by the U.S. Department of Energy, the U.S. National Science Foundation, the Commissariat à L'Energie Atomique in France, the Ministry for Atomic Energy in Russia, CNPQ in Brazil, the Department of Atomic Energy in India, Colciencias in Colombia, and CONACyT in Mexico.

REFERENCES

- [1] S. Weinberg, *Phys. Rev. Lett.* **19**, 1264 (1967); S.L. Glashow, *Nucl. Phys.* **22**, 579 (1968); A. Salam, in *Elementary Particle Theory*, ed. by N. Svartholm (Almqvist and Wiksell, Sweden, 1968), p. 367; S.L. Glashow, J. Illiopoulos and L. Maiani, *Phys. Rev. D* **2**, 1285 (1970); M. Kobayashi and M. Maskawa, *Prog. Theor. Phys.* **49**, 652 (1973).
- [2] CDF Collaboration, F. Abe *et al.*, *Phys Rev D* **45**, 3921 (1992).
- [3] DØ Collaboration, S. Abachi *et al.*, to be published in *Nucl. Instrum. Methods A* (1994).
- [4] DØ Collaboration, S. Abachi *et al.*, *Nucl. Instrum. Methods A* **324**, 53 (1993); DØ Collaboration, H. Aihara *et al.*, *Nucl. Instrum. Methods A* **325**, 393 (1993).
- [5] DØ Collaboration, M. Narain, “Proceedings of the American Physical Society Division of Particles and Fields Conference”, Fermilab (1992), eds. R. Raja and J. Yoh; R. Engelmann *et al.*, *Nucl. Instr. Methods A* **216**, 45 (1983).
- [6] J. H. Cochran, Ph. D. thesis, SUNY at Stony Brook, 1993 (unpublished).
- [7] F. Paige and S. Protopopescu, BNL Report no. BNL38034, (1986, unpublished), release v 6.49.
- [8] V. D. Barger and R. J. N. Phillips, “Collider Physics”, Addison-Wesley Publishing Co. (1987), p. 281; DØ Collaboration, H. Greenlee, “Proceedings of the 9th Topical Workshop in $p\bar{p}$ Collider Physics”, Tsukuba (1993), ed. by K. Kondo.
- [9] W. T. Giele *et al.*, Fermilab-Pub-92/230-T (1992); W. T. Giele *et al.*, Fermilab-Conf-92/213-T (1992).
- [10] E. Laenen, J. Smith and W. van Neerven, *Nuclear Physics* **B369**, 543 (1992); E. Laenen, J. Smith and W. van Neerven, Fermilab-Pub-93/270-T (1993). For the $t\bar{t}$ yield computation we use the central value estimate of the cross section. We derive the lower bound on the top mass using the lower limit estimate of the $t\bar{t}$ cross section.

- [11] P. Nason, S. Dawson and R. K. Ellis, Nuclear Physics **B303**, 607 (1988); **B327**, 49 (1989); **B335**, 260 (1990). R.K. Ellis, Phys. Lett. **B259**, 492 (1991); E. Laenen, Fermilab-Pub-93/155-T (1993).
- [12] R. H. Dalitz and G. R. Goldstein, Phys. Lett. **B287**, 225 (1992); K. Kondo, T. Chikamatsu and S. Kim, Journal of the Phys. Soc. of Japan. **62**, 1177 (1993).
- [13] DØ Collaboration, M. Strovink, "Proceedings of the International Europhysics Conference on High Energy Physics", Marseille (1993), eds. J. Carr and M. Perrottet; DØ Collaboration, M. Fatyga, "Proceedings of the 9th Topical Workshop in $p\bar{p}$ Collider Physics", Tsukuba (1993), ed. by K. Kondo.

TABLES

TABLE I. Efficiency \times branching fraction ($\varepsilon \times B$), expected number of events ($\langle N \rangle$) for signal [10] (errors do not include the $\sigma_{t\bar{t}}$ theoretical uncertainty) and background sources for the observed integrated luminosity ($\int \mathcal{L} dt$), and number of events observed in the data. The numbers in parentheses correspond to the stricter offline cuts discussed in the text.

m_t [GeV/ c^2]	$e\mu$		ee	$e + \text{jets}$	$\mu + \text{jets}$
	$\varepsilon \times B(\%)$	0.31 ± 0.06	0.15 ± 0.02	0.28 ± 0.08	0.15 ± 0.07
90	$\langle N \rangle$	8.5 ± 1.9	4.2 ± 0.7	7.7 ± 2.4	3.0 ± 1.5
	$\varepsilon \times B(\%)$	0.39 ± 0.07	0.18 ± 0.02	0.44 ± 0.12	0.19 ± 0.08
100	$\langle N \rangle$	6.1 ± 1.3 (1.3 ± 0.6)	2.8 ± 0.5	6.8 ± 2.0	2.2 ± 1.0
	$\varepsilon \times B(\%)$	0.42 ± 0.08	0.23 ± 0.03	1.13 ± 0.22	0.61 ± 0.20
120	$\langle N \rangle$	2.5 ± 0.6 (0.6 ± 0.1)	1.4 ± 0.3	6.7 ± 1.5	2.7 ± 0.9
	$\varepsilon \times B(\%)$	0.46 ± 0.09	0.24 ± 0.03	1.45 ± 0.19	0.90 ± 0.27
140	$\langle N \rangle$	1.2 ± 0.3 (0.4 ± 0.2)	0.6 ± 0.1	3.7 ± 0.7	1.7 ± 0.6
	$\varepsilon \times B(\%)$	0.48 ± 0.09	0.25 ± 0.03	1.69 ± 0.18	0.85 ± 0.24
160	$\langle N \rangle$	0.6 ± 0.1 (0.2 ± 0.1)	0.3 ± 0.1	2.1 ± 0.3	0.8 ± 0.2
$\int \mathcal{L} dt$ [pb $^{-1}$]	15.2 ± 1.8	15.2 ± 1.8	15.2 ± 1.8	15.2 ± 1.8	11.0 ± 1.3
Data	1	(1)	1	1	0
Physics Background	0.6 ± 0.1	(0.07 ± 0.04)	0.2 ± 0.1	2.4 ± 1.2	1.3 ± 0.8
Fake Background	0.5 ± 0.2	(0.02 ± 0.02)	0.3 ± 0.2	0.3 ± 0.3	0.3 ± 0.1
Total Background	1.1 ± 0.3	(0.09 ± 0.05)	0.5 ± 0.2	2.7 ± 1.3	1.6 ± 0.9

FIGURES

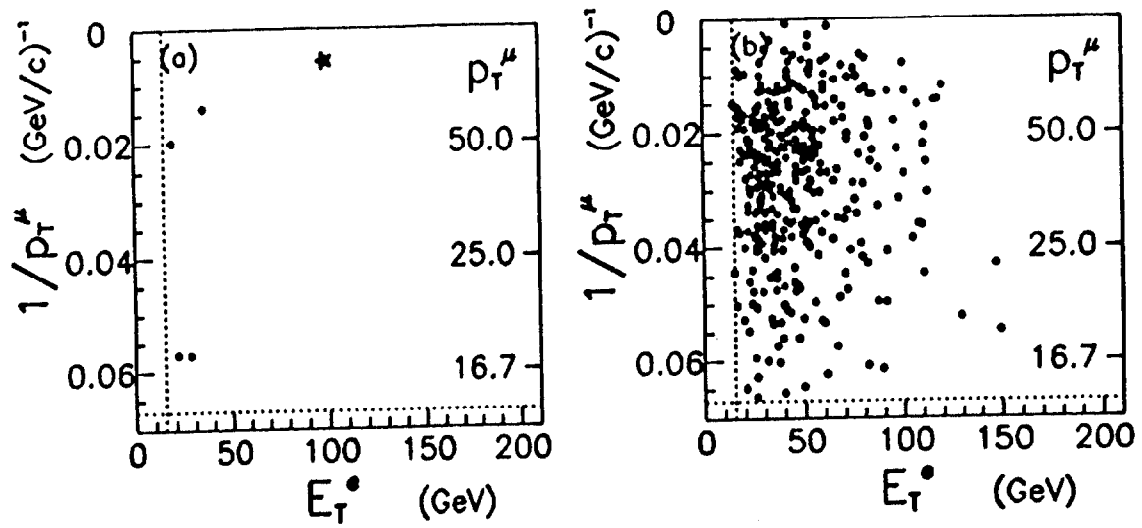


FIG. 1. Scatter plots of $1/p_T^\mu$ versus E_T^e prior to jet cut for $e\mu$ events from (a) data, and (b) MC 160 GeV $t\bar{t}$ ($\int \mathcal{L} dt \approx 11 \text{ fb}^{-1}$).

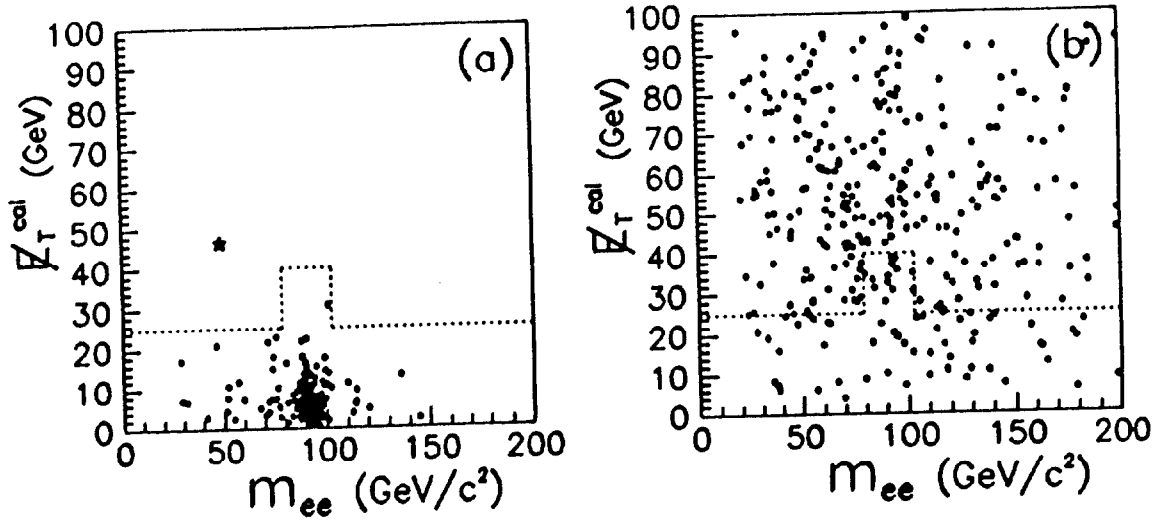


FIG. 2. Scatter plots of E_T^{cal} versus m_{ee} for ee events from (a) data, and (b) MC 160 GeV $t\bar{t}$ ($\int \mathcal{L} dt \approx 19 \text{ fb}^{-1}$).

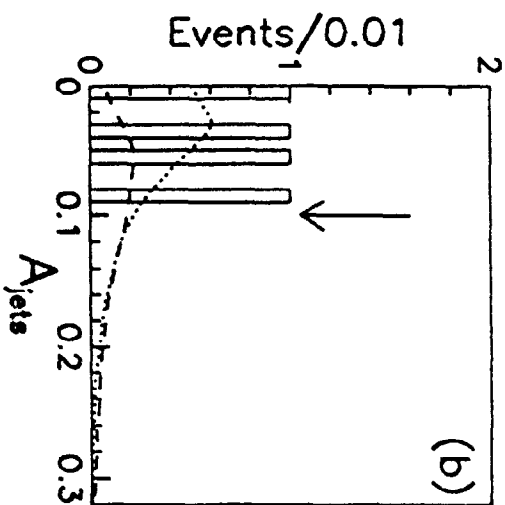
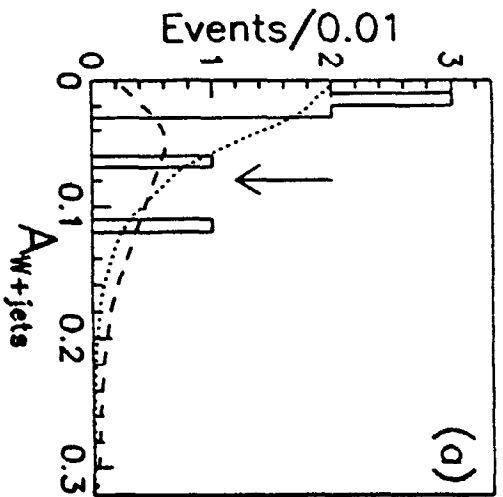


FIG. 3. (a) A_{W+jets} distribution for $e + jets$ events. The dotted curve corresponds to the expectation for $W + jets$, the dashed curve for $t\bar{t}$ ($m_t = 140 \text{ GeV}/c^2$). (b) A_{jets} distribution for $\mu + jets$ events. Dotted curve corresponds to expectation for $W + jets$, dashed curve for $t\bar{t}$ ($m_t = 140 \text{ GeV}/c^2$).

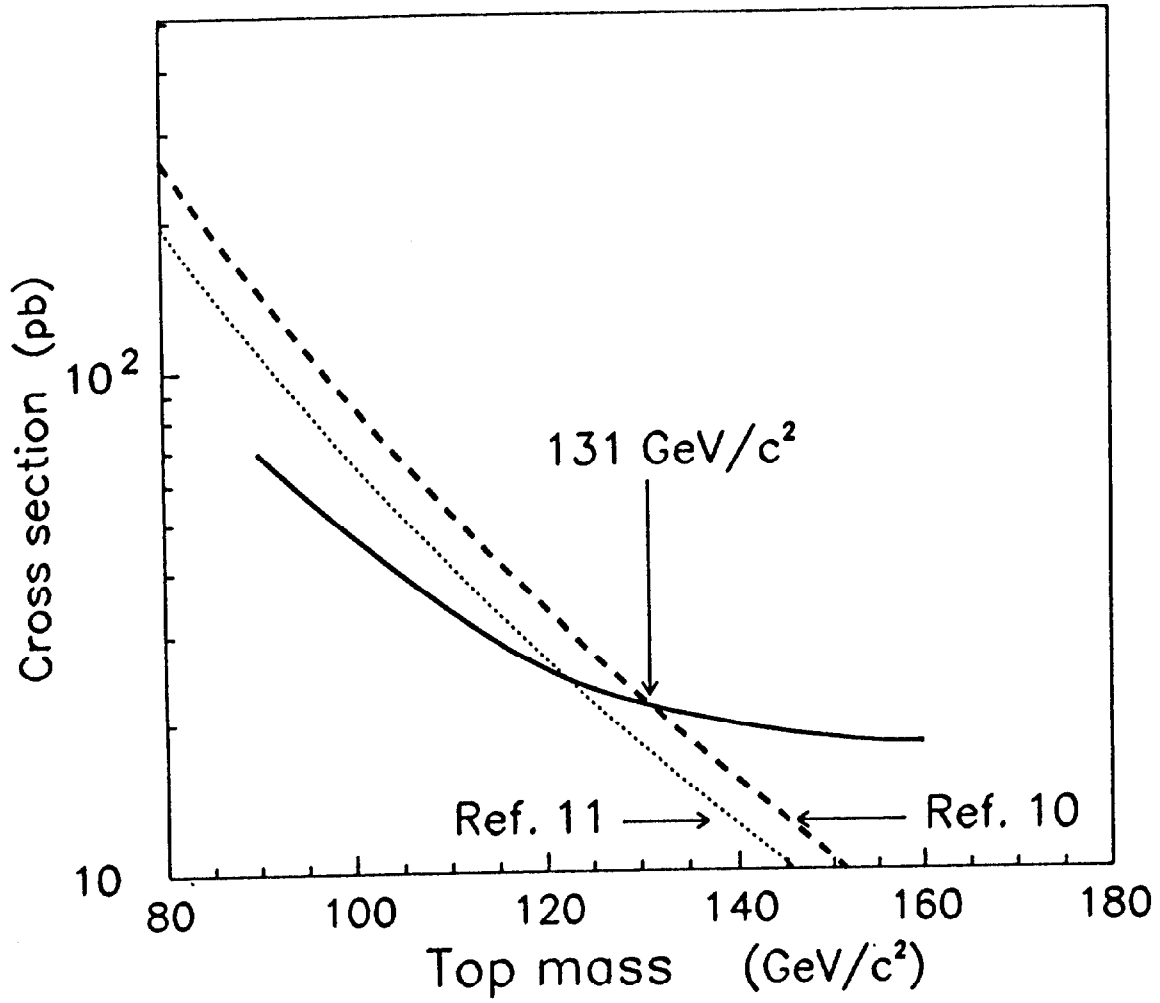


FIG. 4. The 95% CL limit on $\sigma_{t\bar{t}}$ from the combination of the four modes (solid curve) compared with two theoretical predictions.