



**Fermi National Accelerator Laboratory**

FERMILAB-Pub-79/55-EXP  
7140.290

(Submitted to Phys. Rev. Lett.)

MEASUREMENT OF  $\pi^{\pm}$  BACKWARD ELASTIC SCATTERING  
BETWEEN 30 AND 90 GeV/c

W. F. Baker, D. P. Eartly, R. M. Kalbach,  
J. S. Klinger, A. J. Lennox, P. A. Polakos,  
A. E. Pifer and R. Rubinstein

University of Arizona, Tucson, Arizona 85721  
and  
Fermi National Accelerator Laboratory  
Batavia, Illinois 60510

July 1979

MEASUREMENT OF  $\pi^{\pm}p$  BACKWARD ELASTIC SCATTERING  
BETWEEN 30 AND 90 GeV/c

W. F. Baker, D. P. Eartly, R. M. Kalbach, †  
J. S. Klinger, A. J. Lennox,\* P. A. Polakos †  
A. E. Pifer and R. Rubinstein

University of Arizona, Tucson, Arizona 85721  
and  
Fermi National Accelerator Laboratory  
Batavia, Illinois 60510

ABSTRACT

Measurements of  $\pi^{\pm}p$  backward elastic scattering have been made for incident pion momenta between 30 and 90 GeV/c and for  $0 < -u < 0.5$  (GeV/c)<sup>2</sup>. The momentum dependence of the cross sections is of a form expected from a simple Regge model, and the  $u$ -dependence of the cross sections is similar to that observed at lower momenta.

There have been many experiments on  $\pi^{\pm}p$  backward elastic scattering above the resonance region since the initial studies of this process over a decade ago.<sup>1-8</sup> Up to incident laboratory momenta ( $p$ ) of  $\sim 15$  GeV/c, the data show several characteristic features: the momentum dependence of  $d\sigma/du$  at  $u=0$  is of the form  $p^{-n}$ , where  $n^{-} \approx 2$  for  $\pi^{-}p$  and  $n^{+} \approx 2.7$  for  $\pi^{+}p$  scattering; for fixed incident momentum, the dependence of  $d\sigma/du$  on  $u$  near  $u=0$  is of the form  $e^{Bu}$ , and for  $\pi^{+}p$  scattering a sharp dip in  $d\sigma/du$  is observed near  $-u = 0.15$  (GeV/c)<sup>2</sup>.

These results were in general agreement with the predictions of an early model based upon Regge baryon exchanges using linear trajectories,<sup>9</sup> which gives

$$d\sigma/du = f(u) p^{2\alpha(u)-2}$$

where  $\alpha(u) = \alpha_0 + \alpha'u$  is the exchanged trajectory and  $f(u)$  is some function of  $u$  only. It was assumed that the  $N_{\alpha}$  and  $\Delta_{\delta}$  trajectories dominate  $\pi^{+}p$  and  $\pi^{-}p$  scattering respectively.

Subsequent results such as those from polarized target experiments and the reaction  $\pi^{-}p \rightarrow n\pi^0$  could not be explained in terms of this simple Regge model, with the result that additional trajectories, absorption and cuts were included in order to fit the data. Several reviews discuss this situation at length.<sup>10-12</sup> However, for  $\pi^{\pm}p$  backward elastic scattering, the simple model is expected to remain approximately valid. Both nucleon and  $\Delta$  exchange can contribute to  $\pi^{+}p$ , and only  $\Delta$  exchange contributes to  $\pi^{-}p$  scattering. Since the  $\pi^{-}p$  cross section falls more slowly with increasing

momentum than the  $\pi^+p$  cross section, it is expected that  $\Delta$  exchange will dominate both reactions above  $\sim 50$  GeV/c. This gives the prediction that for  $u=0$  and above 50 GeV/c incident momentum,  $d\sigma/du$  for  $\pi^-p$  should become larger than that for  $\pi^+p$  (contrary to the situation at lower momenta) and that the  $\pi^+p$   $u$ -distribution should become similar to that for  $\pi^-p$ .<sup>13</sup>

When results became available from the Serpukhov accelerator at 25 and 40 GeV/c,<sup>14, 15</sup> they showed that  $d\sigma/du$  at  $u=0$  for  $\pi^-n \rightarrow n\pi^-$  (isotopically equivalent to  $\pi^+p \rightarrow p\pi^+$ ) was about a factor of 3 larger than expected from a  $p^{-2.7}$  dependence extrapolated from the results at lower momenta. Since this was not easily explained by simple Regge models, at least using linear trajectories, models using considerably different ideas were proposed in order to fit the data.<sup>16-18</sup> In addition, while the  $u$ -distributions near  $u=0$  had the form  $e^{Bu}$  as at lower momenta, the values of  $B$  obtained at 25 and 40 GeV/c for  $\pi^-$  were substantially larger than those found below 15 GeV/c, also in disagreement with simple Regge predictions.

We have carried out an experiment in the M6 beam at Fermilab on  $\pi^+p$  backward elastic scattering from 30 to 90 GeV/c, covering  $0 < -u < 0.5$  (GeV/c)<sup>2</sup>, in order to test the theoretical predictions at the highest possible momentum, and also to repeat measurements in the Serpukhov momentum region.

The experimental layout is shown in Fig. 1. The beam intensity was  $\sim 2 \times 10^6$  particles per 1 sec spill. Incident pions were identified by a threshold gas Cerenkov counter, their momentum tagged by a hodoscope at a beam focus, and their direction onto the

1 meter hydrogen target recorded by proportional wire chambers (PWC's). Both outgoing particles were detected in magnetic spectrometers using PWC's. Three scintillation counter hodoscopes (S,  $F^A$ ,  $F^B$ ) were used in the trigger, with electronic coincidence logic strongly favoring backward elastic events. In addition, there were several veto scintillators in the target region and a 9 meter long threshold gas Cerenkov counter in the forward arm to veto forward pions. The trigger rate was 5-10 per beam spill. To maintain resolution at higher momenta, two different forward spectrometer configurations were used. At  $\pm 30$  and  $\pm 50$  GeV/c, there was only one analysis magnet at a distance of 11 meters from the target, as shown in Fig. 1. For a second data run at  $-50$ ,  $\pm 70$  and  $-90$  GeV/c, there were two magnets, at a distance of 31 meters; in both cases the distance from magnet to final detector was approximately equal to that from target to magnet.

In the analysis, tracks were first reconstructed from the PWC data in the backward arm with the requirement that they extrapolate both to the target and the S hodoscope element involved in the trigger. Using elastic kinematics and the measured backward scattering angle, predictions were made for the momentum of the backward pion as well as the scattering angle and momentum of the corresponding forward proton. The measured quantities were compared to the predictions, and cuts were made on the differences. In addition, cuts were made on the number of PWC and hodoscope hits and on the time of flight of the backward pion.

The inelastic background which remained after all such cuts was subtracted for each  $u$  bin, such subtractions always being under 10%. Quasi-two-body reactions such as  $\pi p \rightarrow N^* \pi$ ,  $N^* \rightarrow p \pi^0$ , may not be correctly subtracted by this process, but in only 1% of such reactions do the charged decay products fall within our cuts. Around 10 GeV/c, these reactions have cross sections similar to elastic scattering,<sup>19-21</sup> and since they are also baryon exchange processes, we would expect this to be also true in our momentum range. They should therefore contribute a negligible background in our data.

Corrections have been made to the data for absorption and decay of particles, coulomb scattering, muon and electron contamination of the pion beam, and PWC inefficiencies. Studies showed that the combined efficiency of the PWC's and analysis programs for observing elastic events was ~80%. Geometrical effects in event acceptance were determined by means of a Monte Carlo calculation. Empty target runs showed that with our analysis cuts, events not originating in the hydrogen constituted a negligible background.

We have applied radiative corrections to the data.<sup>22-25</sup> These corrections, the magnitude of which depends on the cuts applied in the analysis, change the overall normalization of our data by factors between 1.0 for 30 GeV/c  $\pi^+$  and 1.20 for 90 GeV/c  $\pi^-$ , but have negligible effect on the  $u$ -distributions.

Because of uncertainties in the corrections made to the data noted above, the overall uncertainty in the absolute magnitude of our cross sections is estimated to be  $\pm 15\%$ .

The results are shown in Fig. 2 together with some earlier data. Several features should be noted.

- (i) The  $u$ -distributions for both  $\pi^+$  and  $\pi^-$  are very similar to those obtained below  $\approx 15$  GeV/c. In particular, for  $\pi^+$ , the steep backward peak and the dip at  $-u = 0.15$  (GeV/c)<sup>2</sup> are present at least up to 50 GeV/c. The 70 GeV/c data are also consistent with these features.
- (ii) The  $d\sigma/du$  distributions near  $u=0$  show exponential dependence on  $u$ . Fitting the data for  $-u \lesssim 0.1$  for  $\pi^+$  and  $-u \lesssim 0.5$  for  $\pi^-$  to the form  $e^{Bu}$ , we obtain the values of  $B$  shown in Fig. 3; for both  $\pi^+$  and  $\pi^-$  they are consistent with a slow increase between 5 and 90 GeV/c.
- (iii)  $d\sigma/du$  at  $u = 0$  for both  $\pi^+$  and  $\pi^-$  falls with increasing momentum; all data above  $\approx 5$  GeV/c including our own can be fitted with the form  $p^{-n}$  as shown in Fig. 4. Using the data shown, with the exception of Ref. 14, and quadratically adding the quoted systematic and statistical errors for each experiment, we obtain the values  $n^+ = 2.33 \pm 0.07$  and  $n^- = 2.08 \pm 0.06$ . Data at other values of  $u$  can also be fit with the form  $p^{-n}$ , where  $n$  is a function of  $u$ .
- (iv) Our data do not confirm the large value of  $d\sigma/du$  at  $u=0$  for  $\pi^+$ , or the large value of  $B$  for  $\pi^-$ , observed in the Serpukhov data.<sup>14, 15</sup> In the latter case, it should be noted that the data used in their fit cover a much narrower  $u$  range than ours.

All data on  $\pi^+p$  backward elastic scattering above the resonance region can be fitted with the parameterization characteristic of simple Regge models. The values of B shown in Fig. 3 increase with increasing momentum for  $\pi^+$  and  $\pi^-$  consistent with the relation  $B = 2 \log(p) + \text{a constant}$ , as predicted by such models. These models also predict the  $p^{-n}$  dependence of  $d\sigma/du$  for any value of  $u$ . While the value for  $n^-$  at  $u=0$  is very close to that predicted, the result for  $n^+$  (2.33) is somewhat lower than the expected 2.7; the prediction for the  $\pi^-$  cross section to become larger than  $\pi^+$  is consequently raised to  $\approx 400$  GeV/c. This discrepancy suggests that the form assumed for the exchanged trajectory near  $u=0$  may not be strictly correct; an explanation awaits a more detailed theoretical analysis.

We wish to thank C. Brown, E. Malamud, T. Toohig and the Meson Laboratory staff for their help; R. Cavanaugh, A. Cook, J. Upton and H. Vaid for their technical assistance; and D. Kaplan for assistance in data taking. This work was supported by the Department of Energy and the National Science Foundation.



REFERENCES

- <sup>0</sup> Present address: North Central College, Naperville, IL 60540.
- <sup>†</sup> Present address: CERN, Geneva, Switzerland.
- <sup>1</sup> J. Orear et al., Phys. Rev. 152, 1162 (1966).
- <sup>2</sup> E. W. Anderson et al., Phys. Rev. Lett. 20, 1529 (1968).
- <sup>3</sup> D. P. Owen et al., Phys. Rev. 181, 1794 (1969).
- <sup>4</sup> W. F. Baker et al., Nucl. Phys. B25, 385 (1971).
- <sup>5</sup> A. J. Lennox et al., Phys. Rev. D 11, 1777 (1975).
- <sup>6</sup> A. Jacholkowski et al., Nucl. Phys. B126, 1 (1977).
- <sup>7</sup> N. A. Stein et al., Phys. Rev. Lett. 39, 378 (1977).
- <sup>8</sup> N. Sharfman et al., Phys. Rev. Lett. 40, 681 (1978).
- <sup>9</sup> V. Barger and D. Cline, Phys. Rev. Lett. 21, 392 (1968); 21 (E), 1132 (1968).
- <sup>10</sup> E. L. Berger and G. C. Fox, Nucl. Phys. B26, 1 (1971).
- <sup>11</sup> J. K. Storrow and G. A. Winbow, Nucl. Phys. B52, 62 (1973) and J. Phys. G: Nucl. Phys. 1, #3, 263 (1975).
- <sup>12</sup> A. C. Irving and R. P. Worden, Phys. Rep. 34, 117 (1977).
- <sup>13</sup> E. Leader, Nature 271, 213 (1978).
- <sup>14</sup> A. Babaev et al., Phys. Lett. 38B, 342 (1972).
- <sup>15</sup> A. Babaev et al., Phys. Lett. 67B, 351 (1977).
- <sup>16</sup> I. F. Ginzberg and L. I. Perkovskii, Sov. J. Nucl. Phys. 17, 675 (1973) [Yad Fiz 17, 1296 (1973)]; Sov. J. Nucl. Phys. 23, 120 (1976) [Yad Fiz 23, 230 (1976)].
- <sup>17</sup> B. Diu and P. Tchang, Nuovo Cim. 32A, 185 (1976).
- <sup>18</sup> V. A. Lyubimov, Sov. Phys. Usp. 20, 691 (1977) [Usp. Fiz. Nauk. 123, 3 (1977)].

- <sup>19</sup>A. Rougé et al., Phys. Lett. 69B, 115 (1977).
- <sup>20</sup>A. Ferrer et al., Nucl. Phys. B142, 77 (1978).
- <sup>21</sup>P. Benkheiri et al., Ecole Polytechnique preprint LPNHE/X/78 (1978), to be published.
- <sup>22</sup>M. Sogard, Phys. Rev. D 9, 1486 (1974).
- <sup>23</sup>E. Borie, University of Karlsruhe preprint TKP 77-6 (1977), unpublished.
- <sup>24</sup>I. F. Ginzburg et al., Phys. Lett. 80B, 101 (1978).
- <sup>25</sup>J. S. Klinger, to be published.

FIGURE CAPTIONS

- Fig. 1: Layout of the experiment for 30 and 50 GeV/c.  $P_2 - P_{11}$  represent groups of PWC's;  $S_{1-12}$ ,  $F^a$ ,  $F^b$  are scintillation counter hodoscopes.  $B_2$  is a scintillation counter. Not shown are proportional chambers, scintillation counters and a threshold Cerenkov counter in the incident pion beam upstream from the region shown in figure.
- Fig. 2: Results of this experiment for the  $u$ -dependence of  $d\sigma/du$  for  $\pi^-p$  and  $\pi^+p$  backward elastic scattering; upper error limits are 90% confidence. Solid lines are fits of the form  $e^{Bu}$  to the present data and those of Babaev et al. (References 14 and 15). Results of Owen et al. (Ref. 3) and Baker et al. (Ref. 4) are represented by dashed curves. Remaining dashed lines are to guide the eye.
- Fig. 3: Results for  $B$ . Data are shown from this experiment and references 1-6, 8, 14 and 15. The two lines shown are fits of the form  $B = 2 \log p + \text{a constant}$  to the data for each pion sign.
- Fig. 4: Results for  $d\sigma/du$  at  $u=0$ . Data are shown from this experiment and references 1-4, 6, 8, 14 and 15. The curves are the fits described in the text.

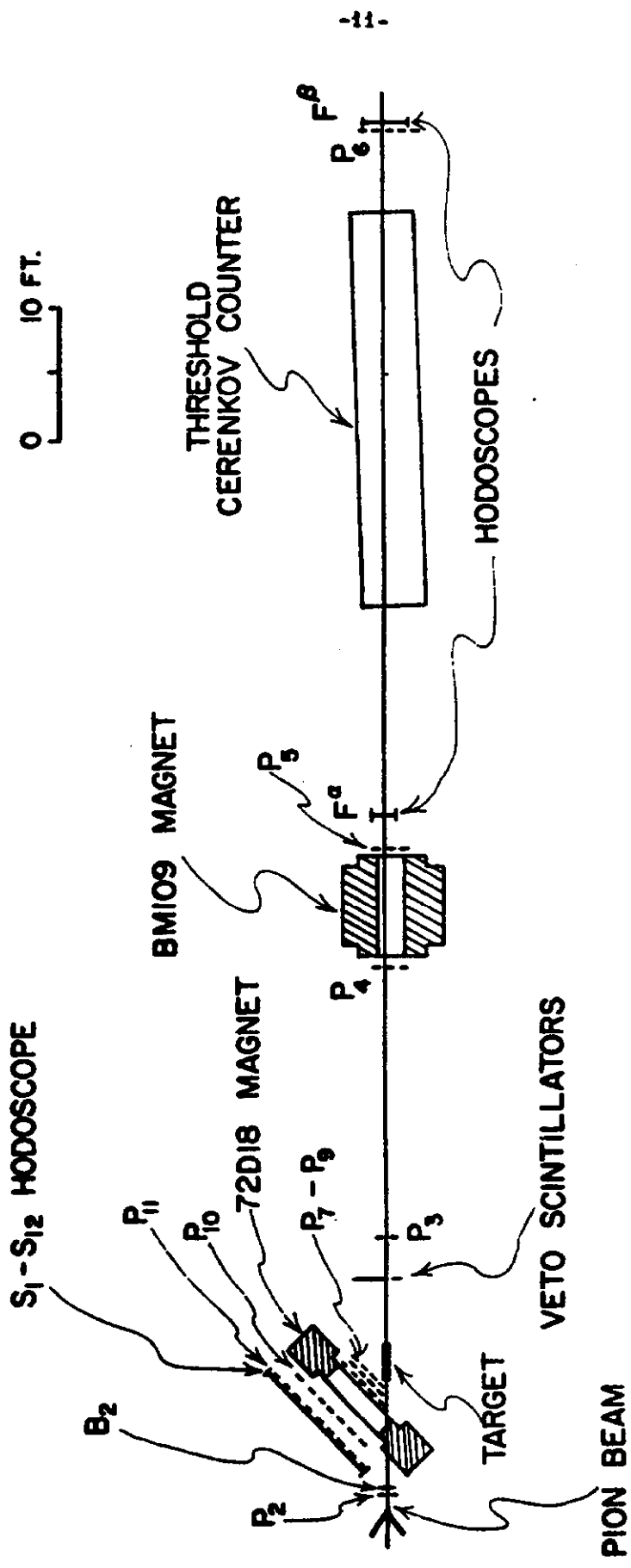


Figure 1

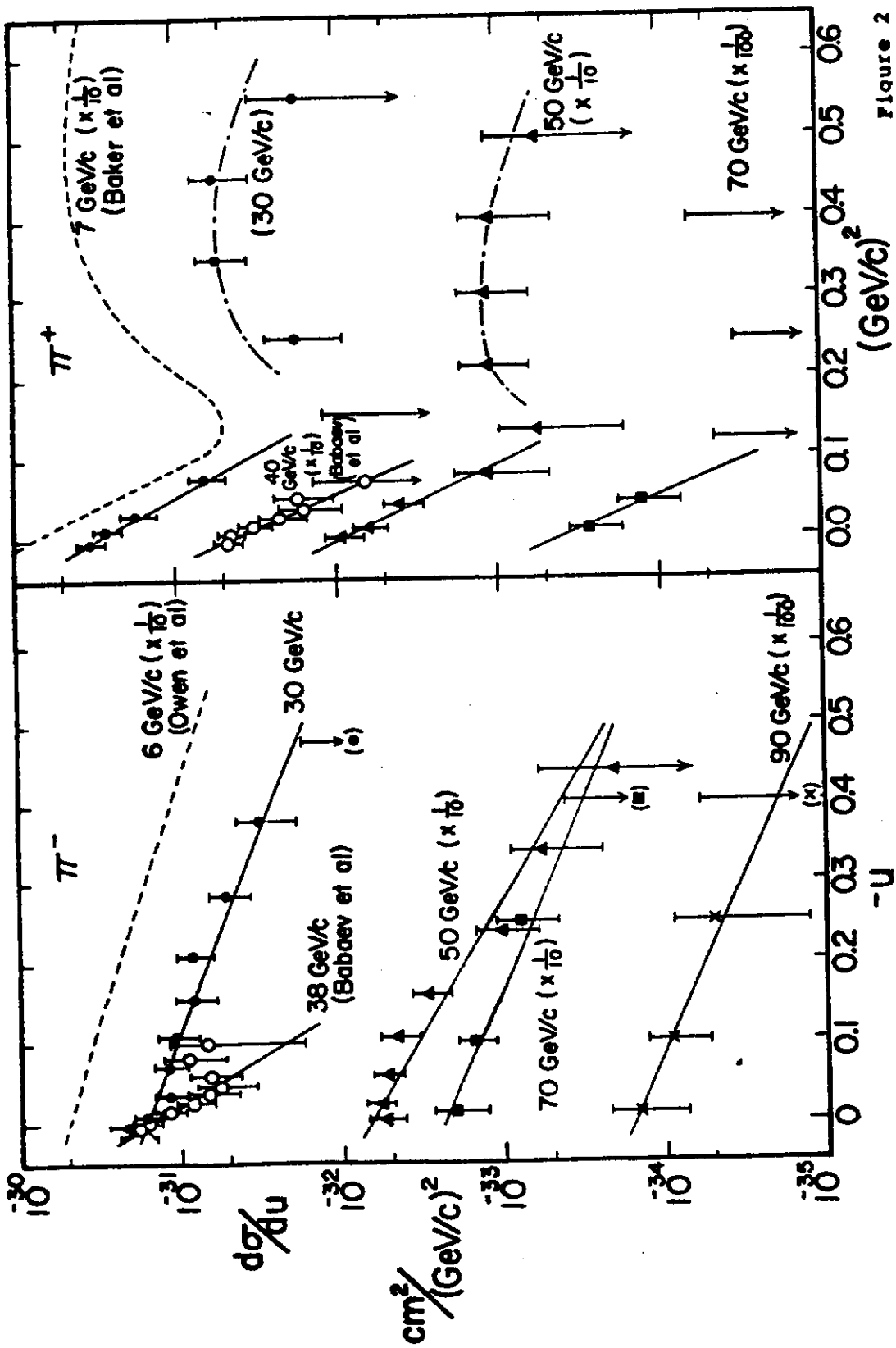


Figure 2

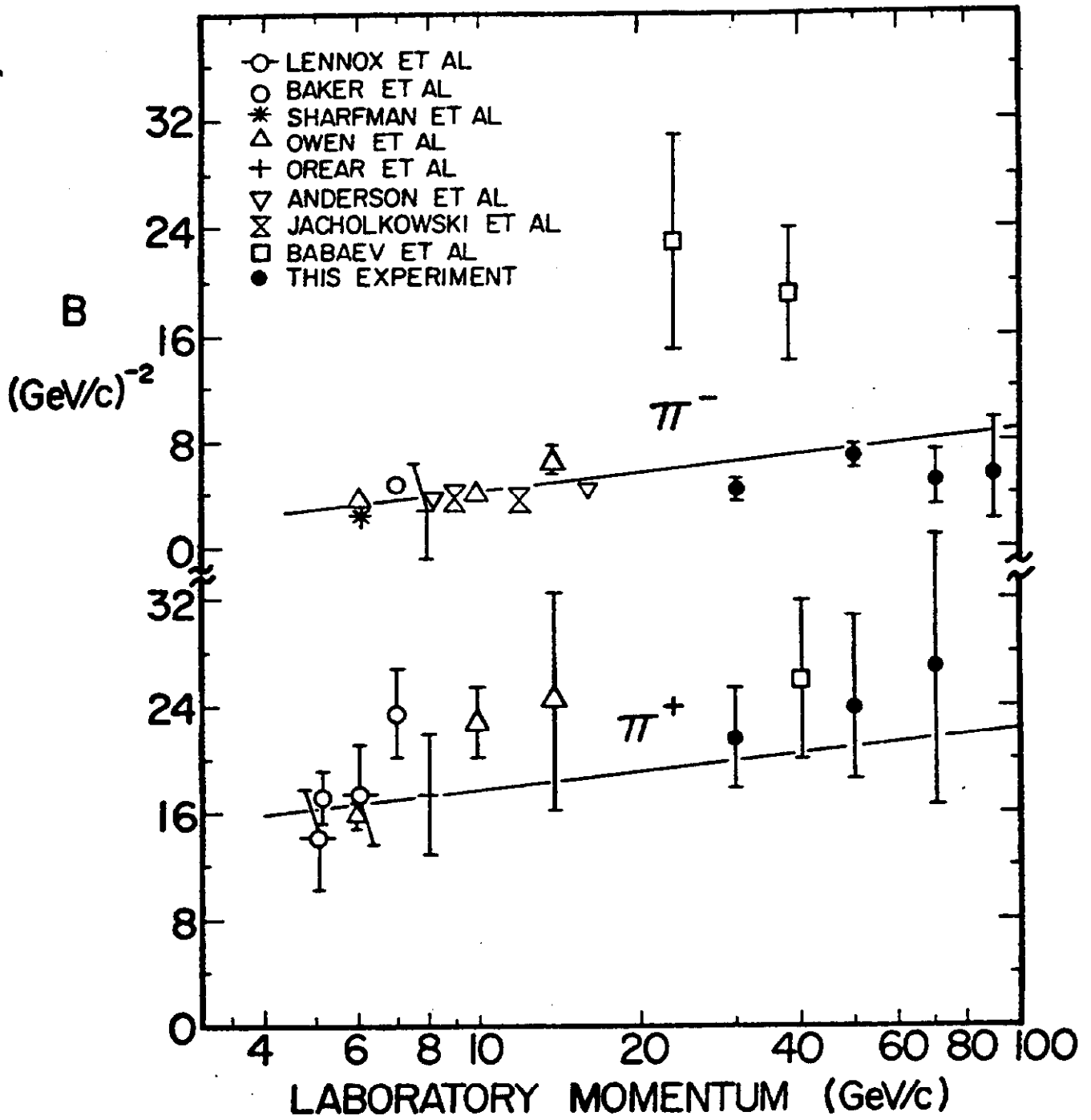


Figure 3

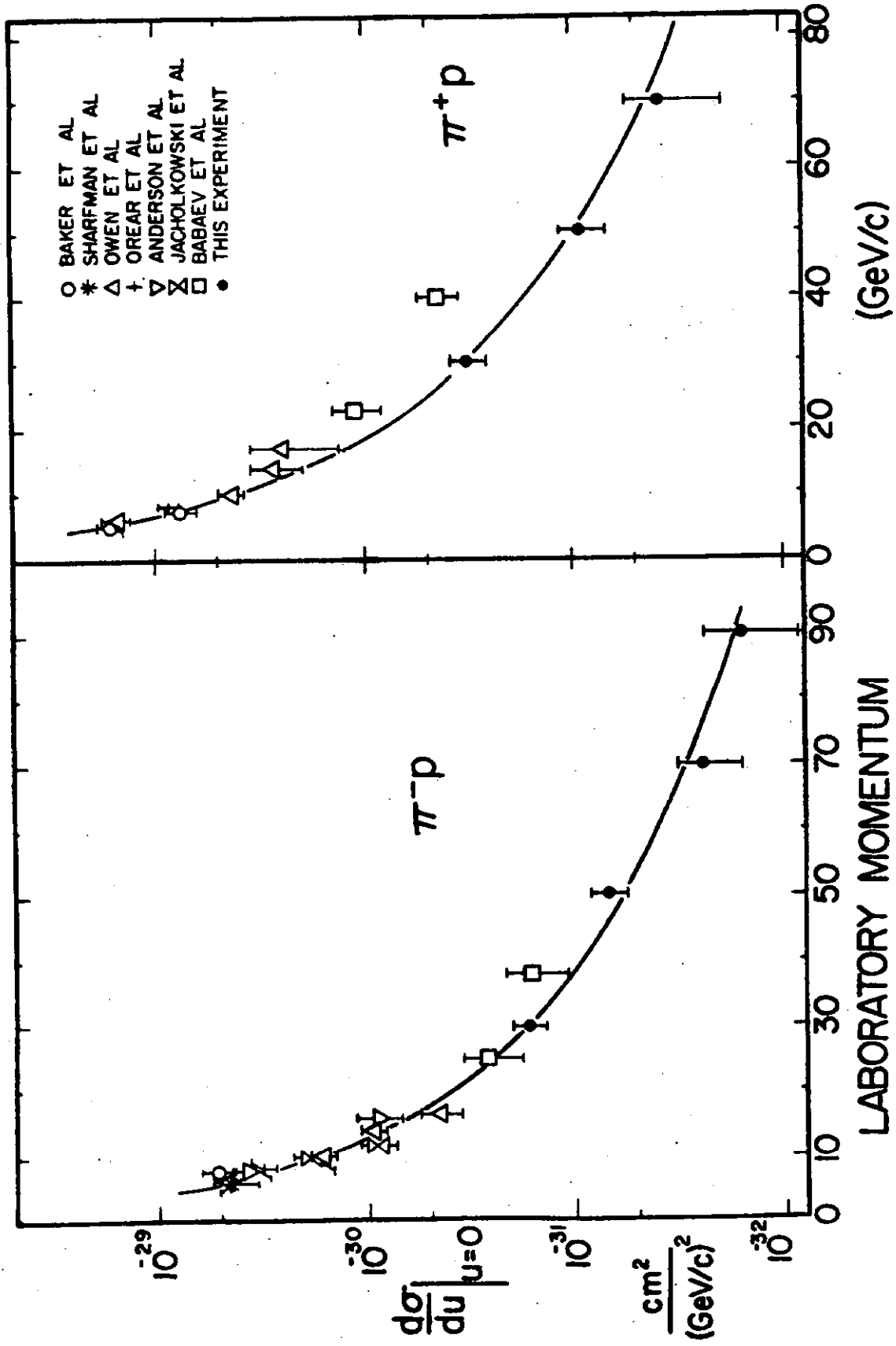


Figure 4